

# PICO sNPWT hard-to-heal wounds pathway<sup>1</sup>

## Patient selection

Identify appropriate patients

### Suggested wound selection criteria

- Wound >6 weeks in duration – wound has reduced in area by <10% per week over previous 4 weeks
- Wound has not received NPWT within the last 6 weeks
- Wound is not clinically infected\*
- If VLU, ABPI confirmed as >0.8 and <1.3
- None of the PICO contraindications for negative pressure apply

### Weekly wound assessment

- Use simple length and width measures for area and % healing calculation
- Change in exudate levels
- Change in granulation tissue %
- Change in pain levels

**Week 0**  
Apply PICO

**Week 1**  
Apply PICO

**Week 2, 3, 4, 5 ... decision point**  
Wound assessment and apply PICO

### Non-responder. STOP PICO

Wound reduced in area by <5% at week 2 (compared to week 0 area), <7.5% at week 3 or <10% at week 4 with no significant improvement in granulation tissue quality / quantity<sup>†</sup>, static (0%) or increased in size (deteriorated)

ALLEVYN<sup>◇</sup> Wound Dressings and further investigation or onward referral to a specialist service


### Good responder. Stop PICO

Wound reduced in area by >40% (but can re-institute if wound healing rate stalls – at clinicians<sup>2</sup> judgement)

ALLEVYN Wound Dressings

**Use clinical and economical judgement to determine whether PICO treatment should be continued on a week-by-week basis**



Wound reduced in area between 10%-40%



<sup>\*</sup>Wounds with overt signs of clinical infection (e.g. increased pain, levels of exudate, cellulitis etc.) should be excluded from the evaluation. Colonised/critically colonised wounds are not excluded from the evaluation. Site standard protocol should be implemented to address bacterial burden; <sup>†</sup>Wounds that have healed by <10% but have shown significant improvement in granulation tissue quality/ quantity may be considered for further PICO treatment based on clinician judgement.  
**ABPI:** Ankle-brachial pressure index **VLU:** Venous leg ulcers

# Ordering information

Dressing	Sizes	PICO <sup>®</sup> 7 device		PICO 14 device	Multipack	PICO 7Y device
		+ 1 dressing	+ 2 dressings	+ 2 dressings	with 5 dressings	+ 2 dressings
		Code	Code	Code	Code	Code
	10cm x 20cm	66802012	66802002	66802042	66802022	–
	10cm x 30cm	66802013	66802003	66802043	66802023	–
	10cm x 40cm	66802014	66802004	66802044	66802024	–
	15cm x 15cm	–	66802005	66802045	66802025	–
	15cm x 20cm	–	66802006	66802046	66802026	–
	15cm x 30cm	–	66802007	66802047	66802027	–
	20cm x 20cm	–	66802008	66802048	66802028	–
	25cm x 25cm	–	66802009	66802049	66802029	–
	Multisite small 15cm x 20cm	–	66802000	66802040	66802020	–
	Multisite large 20cm x 25cm	–	66802001	66802041	66802021	66802031

Consumables			Code
	Foam dressing filler	10cm x 12.5cm x 1.5cm	66801021
	5 Antimicrobial Gauze Rolls	11.4cm x 3.7m	66802127

Smith & Nephew does not provide medical advice. The information presented is not intended to serve as, medical advice. It is the responsibility of healthcare professionals to determine and utilize the appropriate products and techniques according to their own clinical judgment for each of their patients.

Smith & Nephew Pty Ltd  
Australia  
T +61 2 9857 3999  
F +61 2 9857 3900

Smith & Nephew Ltd  
New Zealand  
T +64 9 820 2840  
F +64 9 820 2841

[www.smith-nephew.com/australia](http://www.smith-nephew.com/australia)  
[www.smith-nephew.com/new-zealand](http://www.smith-nephew.com/new-zealand)

°Trademark of Smith+Nephew  
All Trademarks acknowledged  
©2019 Smith+Nephew  
SN14751 12/19