ZIPsystem™ R-SHEATHING

SINGLE- AND MULTIFAMILY
3 STORIES OR LESS

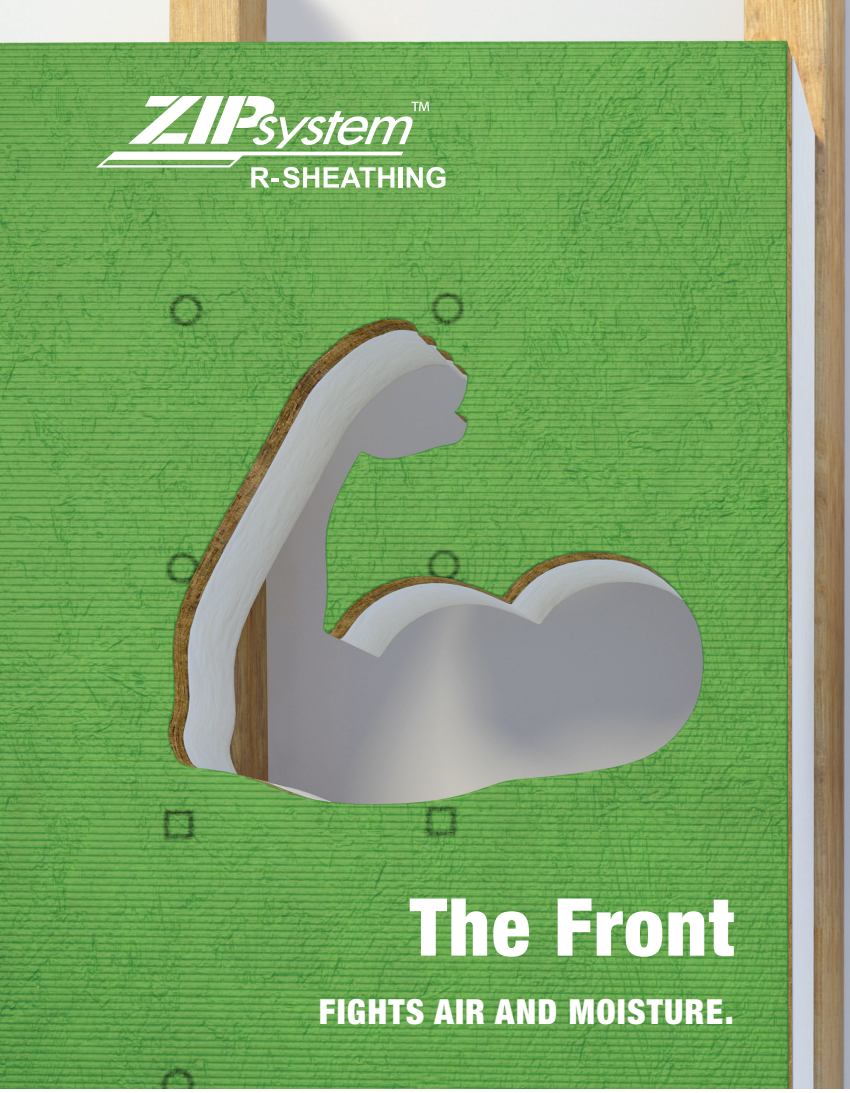

The Front

FIGHTS AIR AND MOISTURE.



The Back

FIGHTS HEAT AND COLD.

TOGETHER, THEY KNOCK OUT THE ELEMENTS.

ZIP System® R-sheathing is the simple all-in-one structural panel with built-in exterior insulation. Featuring integrated moisture, air and thermal protection, ZIP System R-sheathing completely reimagines traditional wall assemblies by streamlining exterior water, air and thermal management. Learn how to protect your next project at **InsulateYourBuild.com**.



BUILT-IN EXTERIOR INSULATION

Designed to meet new energy codes, each panel features integrated continuous foam insulation to increase thermal performance and minimize thermal bridging.

STRUCTURAL DURABILITY

An exterior engineered wood panel meets wall bracing requirements, contributes to shear wall designs and provides a nailable, flashable base for cladding, trim and windows.

INTEGRATED WATER-RESISTIVE BARRIER

A built-in water-resistive barrier eliminates the need for housewrap and helps achieve a quick rough dry-in backed by a 180-day Exposure Guarantee and 30-year Limited Warranty.*

CONTINUOUS AIR BARRIER

Taped seams create a continuous air barrier that helps prevent air leakage and protects insulation R-value as part of an energy-efficient enclosure.

* Limitations and restrictions apply. Visit HuberWood.com/ZIP/ResidentialWarranty for details.

CHOOSE FROM FOUR THICKNESSES AND THREE SIZES – 8FT, 9FT AND 10FT – TO FIND THE RIGHT PANEL FOR YOUR JOB.

Whether you're building to meet new energy codes or higher thermal performance, ZIP System® R-sheathing has the continuous insulation solution for your project, no matter the region.

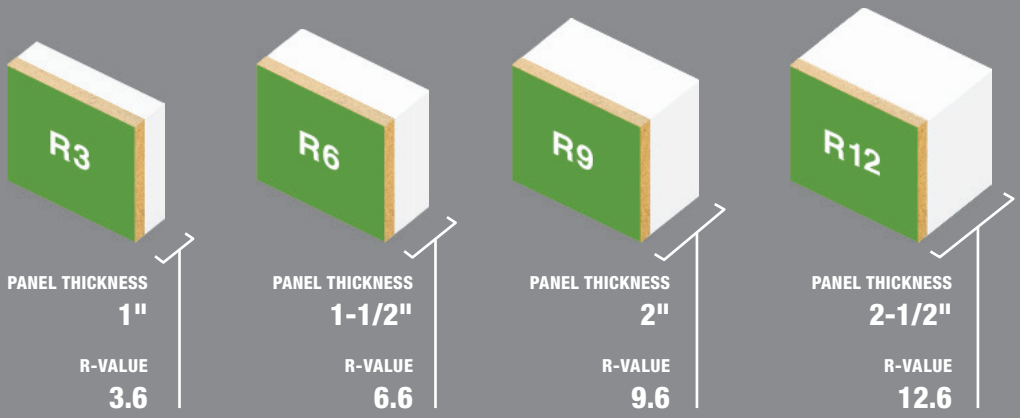

INTERNATIONAL ENERGY CONSERVATION CODE (IECC) CLIMATE

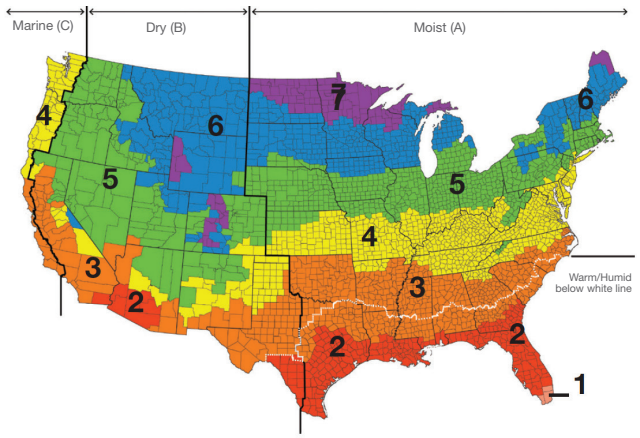

Climate Zone 1
Climate Zone 2
Climate Zone 3
Climate Zone 4
Climate Zone 5
Climate Zone 6
Climate Zone 7

WOOD FRAMED WALLS R-VALUE REQUIREMENTS

CLIMATE ZONE	2009 IECC	2012 IECC	2015 IECC
1	13	13	13
2	13	13	13
3	13	20 or 13+5	20 or 13+5
4	13	20 or 13+5	20 or 13+5
4 (MARINE) 5	20 or 13+5	20 or 13+5	20 or 13+5
6	20 or 13+5	20+5 or 13+10	20+5 or 13+10
7 8	21	20+5 or 13+10	20+5 or 13+10

Source: International Code Council® (ICC®)

Learn how ZIP System insulated R-sheathing can streamline your next project at **InsulateYourBuild.com**

ZIP SYSTEM® R-SHEATHING FASTENING REQUIREMENTS FOR PRESCRIPTIVE BRACING[1,2] AND ENGINEERED SHEAR WALL DESIGN[3]

	FRAMING[4]		FASTENERS			SHEAR VALUES	
ZIP System® R-sheathing Type	Nominal Stud Spacing (min.)	Maximum Stud Spacing (in.)	Fastener Specifications[5]	Edge/Field Spacing (in.)	Minimum Penetration into Framing (in.)	Allowable Seismic Controlled Shear Values[6,8] (plf)	Allowable Wind Controlled Shear Values[6] (plf)
R-3	2-by-4	24	0.131" shank nails	4/12	1.5	245	343
R-3	2-by-4	24	0.131" shank nails	3/12	1.5	280	393
R-3	2-by-4	16	16ga staples, 7/16" crown, 2" length	3/6	1.0	210	294
R-6	2-by-4	24	0.131" shank nails	4/12	1.5	230	322
R-6	2-by-4	24	15ga staples, 7/16" crown, 2.5" length	3/6	1.0	NA[7]	NA
R-6	2-by-4	24	0.131" shank nails	3/12	1.5	255	357
R-9	2-by-4	24	0.131" shank nails	3/12	1.5	240	336
R-12	2-by-4	24	0.131" shank nails	3/12	1.5	215	301

* Limitations and restrictions apply. Visit HuberWood.com/ZIP/ResidentialWarranty for details.

ZIPsystem™ R-SHEATHING

For SI: Inch = 25.4mm; 1 pound per foot (ppf) = 14.59 N/m.
1. Prescriptive bracing requirements with Douglas Fir-Larch Framing under the 2015, 2012, and 2009 IRC. **2.** Not approved for use as prescriptive wall bracing where wind design is required by R301.2.1.1. **3.** Engineered shear wall requirements with Douglas Fir-Larch Framing under the 2015, 2012, and 2009 IBC. **4.** For framing with other than Douglas Fir-Larch, the shear value above must be multiplied by the Specific Gravity Adjustment Factor = [1 - (0.50 - SG)], where SG=Specific Gravity of the framing lumber in accordance with the ANSI/AWC NDS. This adjustment factor must not be greater than 1. **5.** Fasteners must be common nails or equivalent, or staples, of a type generally used to attach wood sheathing. **6.** The shearwalls must have a maximum height-to-width aspect ratio of 2:1. **7.** This panel and fastening configuration is only applicable to the prescriptive bracing requirements under the 2015 IRC. **8.** ZIP System R-sheathing used as the lateral resistance system in seismic zones D_0, D_1, D_2 and E should be designed in accordance to ER-482.

© 2018-2020 Huber Engineered Woods LLC. ZIP System®, logo and design are trademarks of Huber Engineered Woods LLC. Huber is a registered trademark of J.M. Huber Corporation. HUB 19107-001 REV 1/20