

COLOR GUARD[®]

RAILING SYSTEMS

2020 COLLECTION



UpSide[®]
DECK CEILING



ALUMINUM RAILING SYSTEM
Lincoln



COLOR GUARD[®]
VINYL RAILING



ANCHOR[®]
WOOD RAILING SYSTEM



Premium Outdoor Living Solutions

MADE IN THE
★★ USA ★★



UPSIDE DECK CEILING 3-5

Enjoy outdoor living above and below your deck.



CLASSIC 6-7

The timeless favorite and most popular style offered.



SAVANNAH 8-9

A fresh look featuring a practical flat top rail design.



ARCHITECTURAL 10

Turned balusters provide the traditional Colonial look.




NEWEL POST 11

Pairs perfectly with our Architectural railing and features its own sturdy mounting system.



TUSCANY/VERONA 12-13

Aluminum-reinforced vinyl top & bottom rails combined with round aluminum balusters.




VINYL ACCESSORIES 14

We make the difficult installation simple.



THE PATRIOT 15

Stronger and more functional than a wood post. Compatible with most vinyl and composite post sleeves.



POST SOLUTIONS 16-19

Various options to cover existing wood posts or provide structural support.



CAPS & COLLARS 20-21

With an array of bold color choices you'll find the perfect accent to compliment your railing.



SECONDARY HANDRAIL 22-23

Complete powder-coated aluminum solutions for your compliance requirements.



LINCOLN 24-25

Stylish aluminum rail design offered in three textured colors.



LINCOLN ACCESSORIES 26

Our engineered accessories provide complete solutions.



CABLE RAIL ACCESSORIES.. 27

Add visual appeal to your cable rail application with our portfolio of complementary products.



SENTINEL PORCH POST 28

Structural (load-bearing) powder-coated aluminum porch posts.



ASPEN 29

A minimalistic aluminum railing design incorporating round balusters. Available in a textured black finish.



ANCHOR SYSTEM 30-31

A better way to install wood railing.



SNAP 'N LOCK 32

The easiest way to install 3/4" aluminum balusters with wood railing.




WATER CHANNELING SYSTEM


UpSide[™]
DECK CEILING

UPSIDE DECK CEILING

Colors



White



Tan




WATER CHANNELING SYSTEM



Can adapt for ceiling fans and light fixtures



Compatible with most gutter systems





UPSIDE COMPONENTS



Quick Install Track



Starter Strip



Glide Clip



Colors

White

Tan

C-Channel



Colors

White

Tan

Edge Trim



Colors

White

Tan

Channel



RELATED PRODUCTS



The Patriot Post Mount



Gate with Powder-Coated Stainless-Steel Hardware



VINYL RAILING

CLASSIC

	Height	Length
Straight	36", 42"	4', 5', 6', 7', 8', 10'
Stair	36"	4', 6', 8', (10' White Only)

Colors

White

Tan

Clay




Designer Cap & Collar



RELATED PRODUCTS



Secondary Handrail



Biscayne Pool Fence




VINYL RAILING


SAVANNAH

	Height	Length
Straight	36", 42"	4', 6', 8', 10'
Stair	36"	4', 6', 8'


Colors



White




Tan



Clay



Neptune Solar Cap




Key West Drink Rail


ARCHITECTURAL

	Height	Length
Straight	36", 42"	4', 6', 8', 10'
Stair	36"	4', 6', 8'


Colors



White



Tan



Clay




NEWEL POST

Sizes


4" x 4" x 38"

4" x 4" x 44"

Colors



White



Tan



Clay




Newel features its own leveling hardware for quick and easy installation.




TUSCANY

	Height	Length
Straight	36", 42"	6', 8', 10'
Stair	36"	6', 8'


Colors



White



Tan



Clay



3/4" Round Balusters

Lengths: 32" or 38"



Decorative Baskets



Black



Bronze




White




VERONA

	Height	Length
Straight	36", 42"	6', 8', 10'
Stair	36"	6', 8'


Colors



White



Tan



Clay



Super Fan Balusters

Length: 32"


SUPER FAN
BALUSTERS

Colors



Orange



Purple



Dark Blue



Yellow



Green



Red




Light Blue




VINYL ACCESSORIES


Colors




White



Tan



Clay



Column Adapter

Accommodates 10"-12" columns
Straight & Stair



22½° Rail Adapter

Straight & Stair



45° Rail Adapter

Straight & Stair



RELATED PRODUCTS



Straight Rail Bracket



Stair Rail Bracket



45° Rail Bracket




Stair Rail Bracket with
Column Adapter

THE PATRIOT

The industry leader for its functionality and strength.

Mounts to wood, concrete, or composite surfaces.



Properly anchor
post mount.



Adjust leveling bolts.
Allows 11° variance in
any direction.



Attach fillers and place
sleeve over post.

COLONNADE


Porch posts provide the industry's easiest installation.

Rated at 5,400# load-bearing capacity.


Size

5" x 5" x 108"


Colors




Polar White



White



Tan



Clay



STRUCTURAL POST

SMOOTH

The Smooth Structural Post provides a simpler look.

Rated at 5,400# load-bearing capacity.


Size

5" x 5" x 108"


Colors




Polar White



White



Tan



Clay

Inside View



Tie-Down Plate



POST SLEEVE

Post sleeves provide an efficient way to cover treated wood posts.


Sizes

4", 5", 6"


Length

Up to 10'


Colors



White



Tan







Clay



POST WRAP

Post wrap is designed to fit around existing wood posts. Available in a smooth or fluted profile.

Sizes	Length		
4", 6", 7", 8"	8.5', 10'		
Colors			
	Polar White	White	Tan
			
	Clay		




SMOOTH



FLUTED


VINYL/ DESIGNER



Colors



White



Tan



Clay



Flat



New England




Gothic (White Only)




Dome (White Only)

SOLAR


Colors



White



Tan



Clay



Black



Antique Gold



APOLLO



NEPTUNE



Neptune


White: 4" x 4", 6" x 6"

Tan: 4" x 4"

Clay: 4" x 4"

Black: 3" x 3", 3 5/8" x 3 5/8", 4" x 4", 5 5/8" x 5 5/8", 6" x 6"

Antique Gold: 4" x 4"




Neptune with Wire Connection

White: 4" x 4", 6" x 6"

Tan: 4" x 4"

Clay: 4" x 4"

Black: 4" x 4", 6" x 6"



Apollo

White: 4" x 4"

Black: 3" x 3", 4" x 4"



Side Light

White, Tan, Clay, Black



Dome Light

White, Tan, Clay, Black


SECONDARY HANDRAIL

Made of powder-coated aluminum.

Lengths

8'8", 10'


Colors




White




Black



Bronze



Tan



Clay



Wall Bracket



In-Line Bracket



Return Bracket



90° Outside Elbow



Corner Bracket



90° Elbow



5°, 32°, 36°, 40° Elbows



P-Loop Return



End Cap



8" Straight
Connector



RELATED PRODUCTS



P-Loop



In-Line Bracket



90° Outside Elbow



Return Bracket



RELATED PRODUCTS



Adjustable Stair (Angles up to 38°)



Fixed Stair (32-36°)



ALUMINUM RAILING

ALUMINUM RAILING SYSTEM
Lincoln

LINCOLN


	Height	Length
Straight	36", 42"	4', 5', 6', 7', 8', 10'
Stair	36"	4', 5', 6', 7', 8'

Colors

White

Black

Bronze




Variable Angle Wedge




Drink Rail Bracket System

LINCOLN ACCESSORIES


Colors




White



Black



Bronze




Blank Post Sleeves
Conceals existing wood posts.
Sizes: 4" x 4", 6" x 6"

Post with cap & collar
Sizes: 2" x 2", 3" x 3"



Straight



Corner



End



Stair

Over-The-Post Bracket
Allows for a continuous rail design.



3" x 3" Post Feature
Available in 37", 43", and 49" heights.
Includes stainless steel leveling strips.



Gate Kit
Includes stainless steel latch and hinges in
36"H x 36"W, 36"H x 42"W, and 42"H x 36"W.


CABLE RAIL ACCESSORIES

Add visual appeal to your cable rail application with our portfolio of complimentary products. *Works with most third-party cable rail systems (purchase separately).*


	Length
Straight*	6', 8', 10'
Stair*	6', 8'

**Top and bottom rails sold as individual kits.*


Colors



White



Black




Bronze



ALUMINUM RAILING

SENTINEL PORCH POST

Colors



White



Black



Bronze



Structural Aluminum Post


- Simple Installation
- Post Collars Included
- 4" x 4" x 108"
- 6" x 6" x 108"
- 12,000# Load Rating



ALUMINUM RAILING



ASPEN

	Height	Length
Straight	36"	6', 8', 10'
Stair	36"	6', 8'
Color		
	Black	






RELATED PRODUCTS



Neptune Solar Cap

Black: 3 $\frac{5}{8}$ " x 3 $\frac{5}{8}$ ", 5 $\frac{5}{8}$ " x 5 $\frac{5}{8}$ "
Antique Gold: 3 $\frac{5}{8}$ " x 3 $\frac{5}{8}$ "



Haven Cap

Black: 3 $\frac{5}{8}$ " x 3 $\frac{5}{8}$ ", 5 $\frac{5}{8}$ " x 5 $\frac{5}{8}$ "
Antique Brown, Antique Gold, and
Antique Copper: 3 $\frac{5}{8}$ " x 3 $\frac{5}{8}$ "



Caps & Collars

Available in Black and White
Fits most 4" x 4" or 6" x 6"
nominal posts.

3/4" Round Balusters
Lengths: 32" or 38"



Decorative Baskets



Black

Bronze

White

WOOD RAILING SYSTEM



ANCHOR

Revolutionizing the construction of wood posts and railing. The Anchor Wood Railing System provides a clean, modern look, reduces labor time, and yields options for your personal design.

Shadow Rail Bracket Installation
Available in Black and White.



4" x 4" & 6" x 6" SOLUTIONS

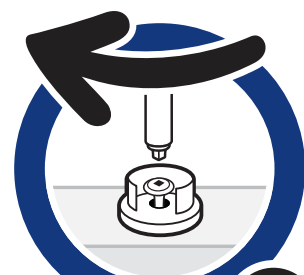


Post Anchor

Stainless Steel: 4" x 4", 6" x 6"
Black Painted Steel: 4" x 4", 6" x 6"



SNAP 'N LOCK BALUSTERS



SCREW

1



SNAP

2



LOCK

3



COLOR GUARD
RAILING SYSTEMS

Made in USA

Color Guard® Inc.
PO Box 28
Sheboygan Falls, WI 53085

Phone: 800-832-8914
Fax: 800-638-4695

LIT-2020



Learn more at
ColorGuardRailing.com
UpSideByColorGuard.com



@colorguardrailing
 ColorGuardRailing