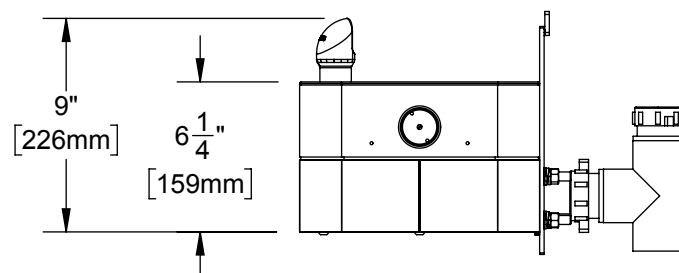
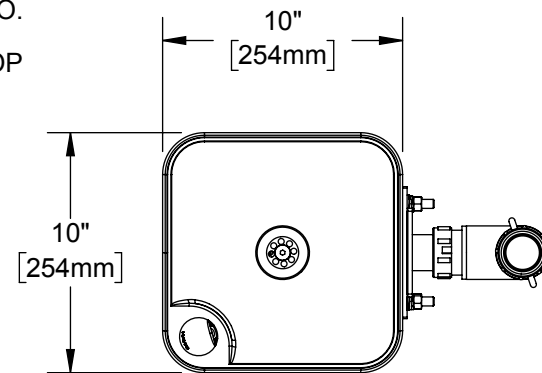
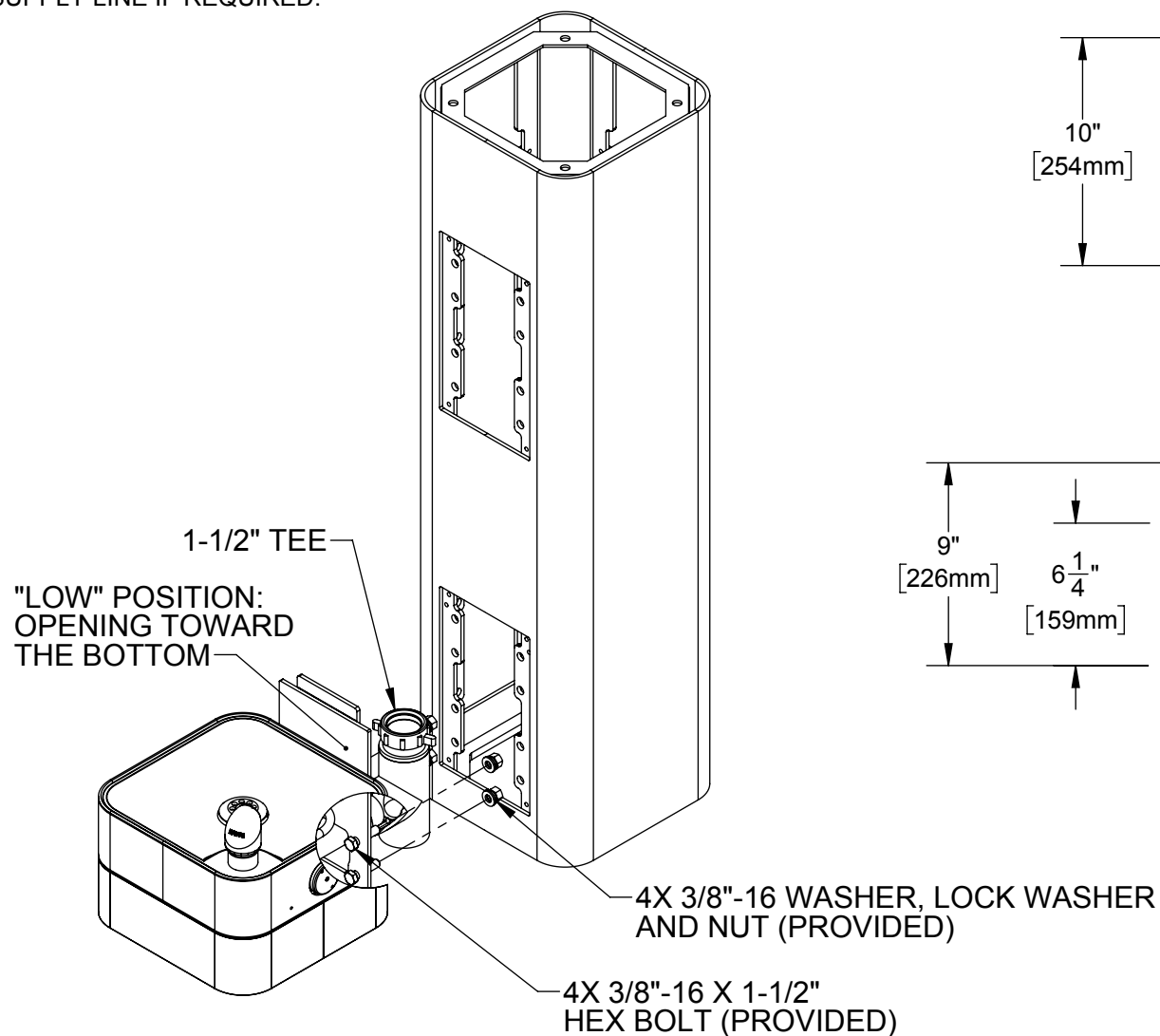


NOTES

1. WHEN INSTALLING THIS UNIT, LOCAL, STATE, OR FEDERAL CODES SHOULD BE ADHERED TO. FOR INSTALLATION HEIGHTS OTHER THAN SHOWN, DIMENSIONS MARKED (*) MUST BE ADJUSTED ACCORDINGLY. INSTALL A TRAP IN THE WASTE LINE AND A SCREWDRIVER STOP IN THE SUPPLY LINE IF REQUIRED.



NOTE: STANDARD CONFIGURATION FOR MODEL 3670 ON A PEDESTAL IS SHOWN. IT IS RECOMMENDED THAT THE ASSEMBLY IS PLACED AT THE LOWEST OPENING ON THE PEDESTAL. THE MOUNTING PLATE CAN BE ROTATED SO THE DOG BOWL CAN BE IN A "HIGH" OR "LOW" POSITION. IT IS RECOMMENDED TO USE THE "LOW" POSITION AS SHOWN.

				Haws®				1455 KLEPPE LANE SPARKS, NEVADA 89431 (775) 359-4712 FAX (775) 359-7424 E-MAIL: HAWS@HAWS.CO.COM WEBSITE: WWW.HAWS.CO.COM					
ECN: 5226		REV. ECN: 5399		BY: MJ		MODEL(S) 3670-XX - DOG BOWL ASSY, ODBF				PART NUMBER 0510000703.D			
DRAWN: MH		DATE: 05/16/17		CHKD: MH						REVISION 3			
APPROVED: IR		DATE: 02/19/19		SCALE: 1/8		DRAWING TYPE:		INSTALLATION		SIZE: A		SHEET 1 OF 1	