
Spread the Good News!

Bible Craft ideas from Paul and Lydia in Acts 16:9-15

Craft Ideas for the Evangelism of Lydia : The book of Acts is full of amazing stories featuring people who heard the Gospel of Christ and acted on it immediately. We witness the spread of Christianity as believers told others about Jesus and they in turn witnessed to those they knew. One of these early followers was Lydia, who Paul met in Philippi. These crafts celebrate Lydia, who sold purple cloth. A decorative “clothesline” combines hand-dyed items with cut fabric or paper to remember who Lydia was. A “don’t be shellfish” clamshell recounts the origin of purple dye and emphasizes the importance of telling others about Jesus. Break out the purple and have fun!



More Bible Lesson on Paul and Lydia

- Watch this [children's sermon lesson](#) and related [Bible craft ideas](#)
- Compare our full [Acts 16:9-15 Sunday School Lesson on Lydia and Paul](#)
- Compare another [Children's Bible Lesson on Paul's Journey to Macedonia](#)
- Download the [Paul preaching coloring page](#) for children
- Read about the [Macedonian Call Bible Verse Acts 16:9](#)

Craft one: "Lydia's Clothesline"

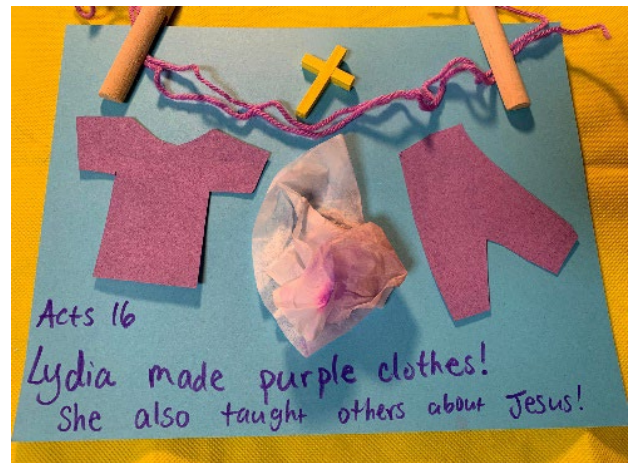
You will need:

- Construction paper or cardstock (purple for some)
- Crayons or markers
- Clothespins (optional)
- Yarn or string
- Scissors
- Glue or tape



Procedure:

1. Optional: color coffee filters or paper with food coloring to dye it purple.
2. Cut purple paper into clothes-shaped pieces.
3. Use string and clothespins to decorate paper and make a "clothesline." Attach the purple paper and coffee filters.
4. Add verses, captions, and other decorations as desired.





Craft Two: "Don't be Shellfish Clamshell"

You will need:

- Construction Paper or cardstock
- Paper plates
- Tacky glue
- Stickers and decorative supplies
- Scissors
- Purple fabric or string
- Markers or crayons

Procedure:

1. Decorate the inside of the paper plate with verses, captions, and decorations. Add a paper or fabric cross in purple.
2. Fold the paper plate in half to look like a shell.
3. Add purple string or fabric on the outer side of the "shell".
4. Add captions outside, and adorn with extra decorations as desired. Open the "shell" to recall the story of purple dye and the importance of sharing the Gospel!



Verses or Captions to Consider... (Acts 16:9-15)

One who heard us was a woman named Lydia, from the city of Thyatira, a seller of purple goods, who was a worshiper of God. The Lord opened her heart to pay attention to what was said by Paul. 15 And after she was baptized, and her household as well, she urged us, saying, "If you have judged me to be faithful to the Lord, come to my house and stay." And she prevailed upon us.

-Acts 16:14-15

Don't be shellfish...tell others about Jesus!

Paul and Lydia spread the Gospel...I can, too!

Lydia made purple clothes...and told others about Christ!

Communicate the Gospel to people everywhere!



Thank you for downloading these free materials. Our team is grateful for your trust and pray that God will bless your ministry.

This resource was prepared by [Kristin Schmidt](#) (pictured right). She serves at the Epiphany Lutheran Church in Castle Rock, CO. She has shared her teaching gifts through Ministry-To-Children since 2014 and now serves as our lead curriculum writer.



Every week she writes new [Sunday School lessons](#), [Bible crafts](#), and [children's sermons](#).

Kristin has a professional background in elementary and pre-school education. A graduate of Biola University, she holds a Master of Education and will receive the Master of Theology degree from Concordia University, Irvine, California, in May 2020. Kristin grew up in southern California and lived the past 10 years in Georgia. She is a long-distance runner and voracious reader. In addition to children's curriculum, she shares her student ministry activities and lesson ideas on [YouthGroupMinistry.com](#)

My name is [Tony Kummer](#) (pictured below). I started Ministry-To-Children.com in 2007 as a free resource for anyone sharing Jesus with kids. I am building three new websites. One is called [Ministry Answers](#) to help Christians find answers in God's Word. The other two are [Devotional Christian](#) and [10 Bible Verses](#) to help you focus on personal prayer and quiet times.



[Reader donations](#) and your support at [The Sunday School Store](#) fund these free materials. Please keep us in mind when you are choosing your next children's ministry curriculum. If you enjoy our material, be sure to [sign-up for my free email newsletter](#) called "Sunday School Works!" Every Tuesday, I send the latest new lessons, crafts, and coloring pages in print-friendly format to make your lesson planning easy. May God continue to bless your ministry!

Tony Kummer