

PAINTED &
STAINED

BENEDETTINI

DOOR SELECTIONS CATALOG



Painted and Stained Door Style Selections for
Custom Traditional and Frameless Cabinetry

By Appointment Only

For nearly 20 years, we have been incredibly fortunate to serve you with our custom made cabinetry. We stand behind our commitment to manufacturing beautiful cabinetry with unique design, exceptional craftsmanship and superior quality.

We would like to invite you to consider our countless combinations of colors, textures and door styles to ensure your home is as unique as you are. Our team will collaborate with you to design the perfect cabinetry system that complements your home and elevates your style. We will guide you through the design and manufacturing process and ensure that delivery is arranged at your discretion. Benedettini provides assistance throughout your warranty and after and we strive to build relationships that last a lifetime. Contact your Benedettini representative today to get started.



KCMA CABINET CERTIFICATION

Benedettini has obtained certification from the Kitchen Cabinet Manufacturer Association (KCMA) for Benedettini under their performance testing and certification programs. The KCMA certification program is a nationally recognized voluntary testing and certification program for cabinets which assures to the user that the cabinet bearing the blue and white seal complies with the rigorous standards set by the American National Standards Institute (ANSI) and sponsored by the Kitchen Cabinet Manufacturers Association (KCMA).

Compliance with ANSI/KCMA standards is assured by initial cabinet testing, periodic unannounced plant pick-ups and testing, and additional testing resulting from complaints. All testing is performed by an experienced independent laboratory.



CONTENTS

PAINTED HDF DOORS

Slab	04
Recessed Flat Panel	04 – 05
Applied Moulding	06
Recessed Grooved Panel	06 – 08
Raised Panel	08 – 10
4 Route Raised Panel	11

WOODEN DOORS

Slab	14
Mortise & Tenon	
Recessed Flat Panel	14 – 18
Applied Moulding	18 – 19
Recessed Grooved Panel	19 – 21
Applied Moulding	21 – 23
Raised Panel	23 – 26
Applied Moulding	26 – 28
Mitered Wood Doors	29
Door Components	30

SERVICE & MAINTENANCE

Warranty	34
Care & Cleaning	35
Wood Characteristics	36



Berlin Door in Incredible White Paint Finish.

PAINTED DOORS

Benedettini’s painted HDF door options offer versatility and durability with exceptional details and crisp, clean lines. Painted HDF doors are an attractive option for homeowners because of their value, moisture resistance, durability and low maintenance qualities.



Painted HDF doors make the perfect backdrop for your kitchen decor. Contact a Benedettini representative today to view all of our current paint options.

High Density Fiberboard (HDF) is an engineered wood product prized for its exceptional qualities including a smooth, unblemished surface and a homogeneous core. This premium panel product is formed by pressing resin coated lumber fibers under high heat and pressure.

Doors made from HDF panels have properties that are superior to solid wood. They are dimensionally stable and ideal for painted cabinetry as they have no noticeable grain. When properly primed and painted, the result is a surface that is smooth, easy to clean and durable.

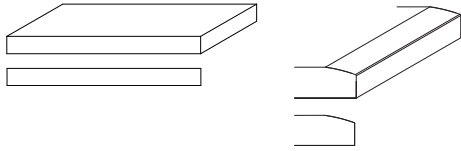
HDF doors are resistant to contraction, expansion and joint failure in higher humidity conditions or in dry climates. They are an excellent choice for kitchens and bathrooms as they will not become damaged or compromised with fluctuating temperatures and humidity levels. If given the appropriate attention and proper maintenance, HDF doors will have an extensive life span and lasting quality.

Please note that outside profiles are not limited to the photos shown in this catalog. Any available outside profile can be chosen for most doors styles unless otherwise specified. Painted doors are also available unfinished.

T TRADITIONAL **F** FRAMELESS

Icons listed under each door indicate availability for Traditional (Framed) or Frameless style cabinetry.

APRILIA

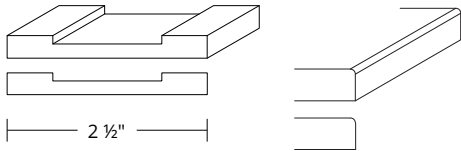


Flat HDF Panel Shown with Pillow Outside Profile

Shown in Steel City Paint | Available in All Outside Profiles | Doors Prepared for Glass Available

T F

MILANO

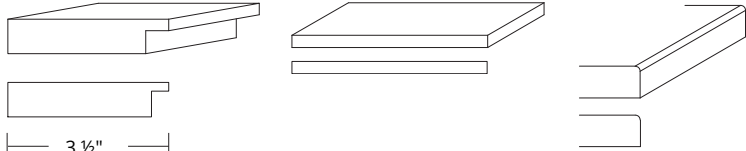


2 ½" Stiles and Rails Square Route Inside Profile Shown with 18" Roundover Outside Profile

Shown in Glacier Paint | Available in All Outside Profiles | Doors Prepared for Glass Available

T F

MODISH

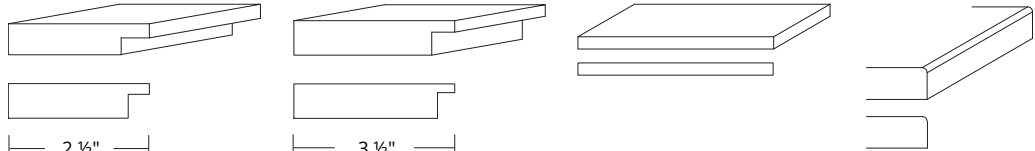


3 ½" Stiles and Rails Square Route Inside Profile ⅜" Flat Panel Shown with 18" Roundover Outside Profile

Shown in Steel City Paint | Available in All Outside Profiles | Doors Prepared for Glass Available

T F

MERIT

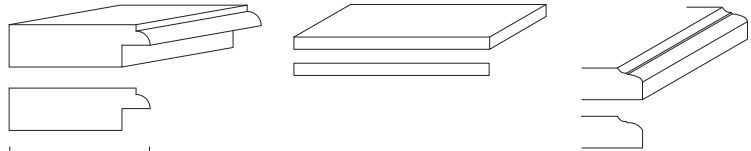


2 ½" Stiles Square Route Inside Profile 3 ½" Rails Square Route Inside Profile ⅜" Flat Panel Shown with 18" Roundover Outside Profile

Shown in Accessible Beige Paint | Available in All Outside Profiles | Doors Prepared for Glass Available

T F

BERLIN

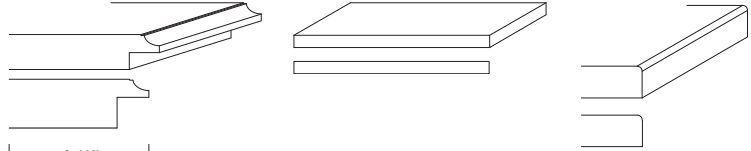


2 ½" Stiles and Rails Bead Route Inside Profile ⅜" Flat Panel Shown with Venice Outside Profile

Shown in Dover Gray Paint | Available in All Outside Profiles | Doors Prepared for Glass Available

T F

GETAFE



2 ½" Stiles and Rails Cove Inside Profile ⅜" Flat Panel Shown with 18" Roundover Outside Profile

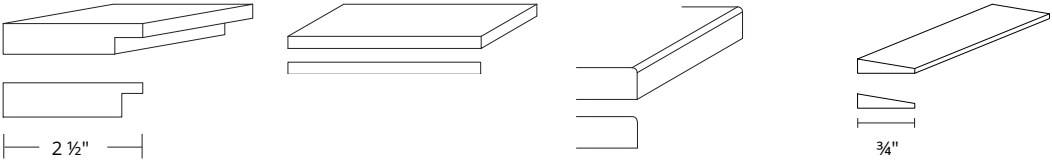
Shown in Ivory Paint | Available in All Outside Profiles | Doors Prepared for Glass Available

T F

T TRADITIONAL F FRAMELESS

Painted and stained doors also available unfinished.

NANTES



2 ½" Stiles and Rails
Square Route Inside Profile

⅜" Flat Panel

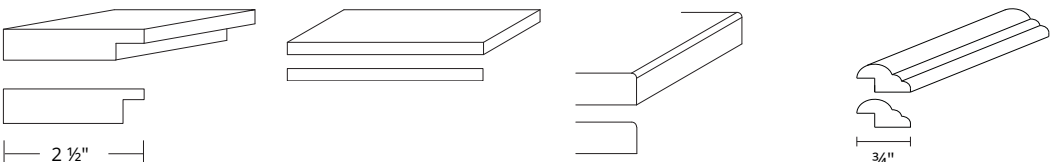
Shown with 18" Roundover
Outside Profile

Applied Moulding

Shown in Highland Gray Paint | Available in All Outside Profiles | Doors Prepared for Glass Available

T F

NAPA



2 ½" Stiles and Rails
Square Inside Profile

⅜" Flat Panel

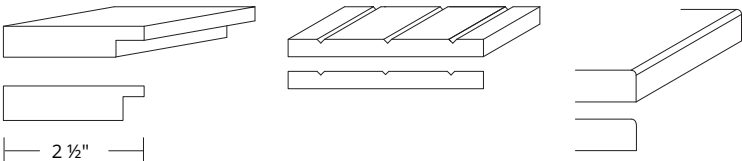
Shown with 18" Roundover
Outside Profile

Applied Moulding

Shown in Gun Metal Gray Paint | Available in All Outside Profiles | Doors Prepared for Glass Available

T F

MERIDA



2 ½" Stiles and Rails
Square Route Inside Profile

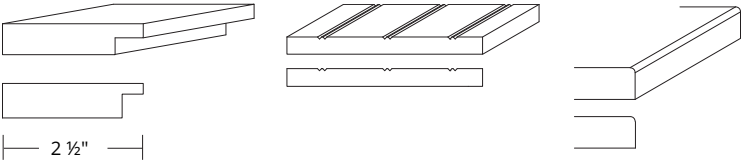
Grooved Flat Panel

Shown with 18" Roundover
Outside Profile

Shown in Repose Gray Paint | Available in All Outside Profiles | Doors Prepared for Glass Available

T F

MORI



2 ½" Stiles and Rails
Square Route Inside Profile

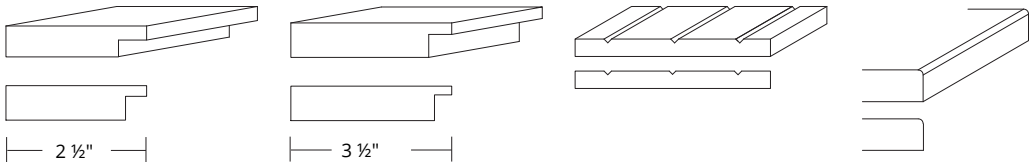
Double Grooved Flat Panel

Shown with 18" Roundover
Outside Profile

Shown in Nebulous Gray Paint | Available in All Outside Profiles | Doors Prepared for Glass Available

T F

MODICA



2 ½" Stiles
Square Route Inside Profile

3 ½" Rails
Square Route Inside Profile

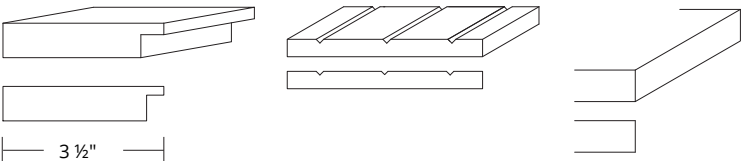
Grooved Flat Panel

Shown with 18" Roundover
Outside Profile

Shown in Oyster Paint | Available in All Outside Profiles | Doors Prepared for Glass Available

T F

MACELLO



3 ½" Stiles and Rails
Square Route Inside Profile

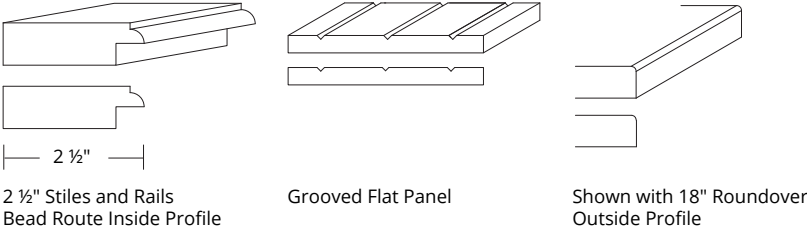
Grooved Flat Panel

Shown with Square Outside
Profile

Shown in Oyster Paint | Available in All Outside Profiles | Doors Prepared for Glass Available

T F

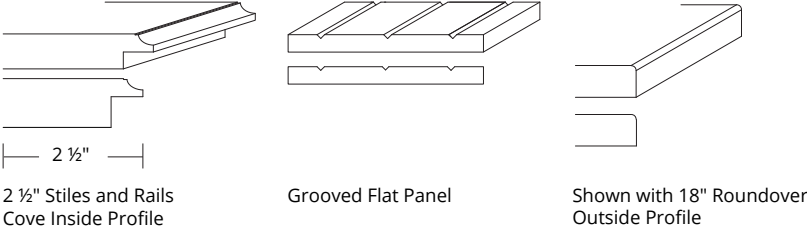
BARCELONA



Shown in Gauntlet Gray Paint | Available in All Outside Profiles | Doors Prepared for Glass Available

T F

GURABO



Shown in Moss Paint | Available in All Outside Profiles | Doors Prepared for Glass Available

T F

MAVEN



Shown in Almond Paint | Available in All Outside Profiles | Doors Prepared for Glass Available

T F

*The Maven door can also be ordered in select wood species at an additional cost and lead time.

MARANO



Shown in Sage Paint | Available in All Outside Profiles | Doors Prepared for Glass Available

T F

BOSTON



Shown in Grizzle Gray Paint | Available in All Outside Profiles | Doors Prepared for Glass Available

T F

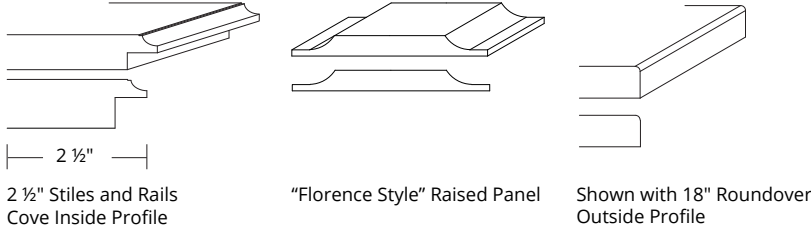
BELFORT



Shown in Amazing Gray Paint | Available in All Outside Profiles | Doors Prepared for Glass Available

T F

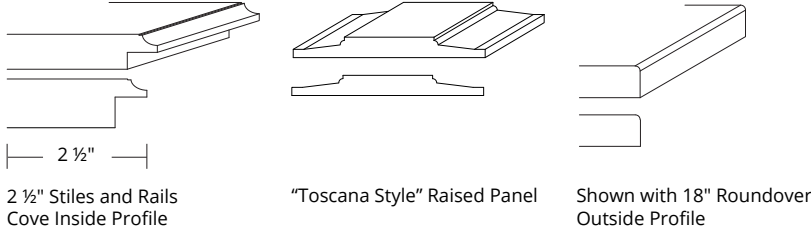
GENESIS



Shown in Incredible White Paint | Available in All Outside Profiles | Doors Prepared for Glass Available

T F

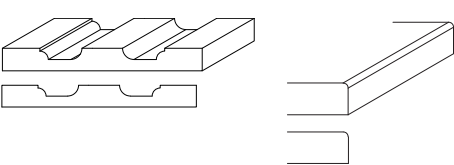
GARLAND



Shown in Dovetail Paint | Available in All Outside Profiles | Doors Prepared for Glass Available

T F

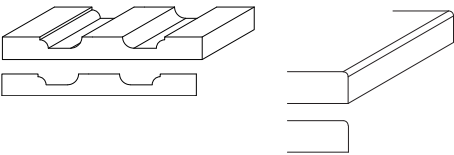
ARTESIA



Shown in Naval Paint | Available in All Outside Profiles | Doors Prepared for Glass Available

T F

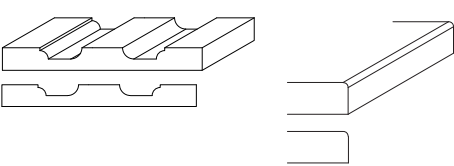
BELMORE



Shown in Dovetail Paint | Available in All Outside Profiles | Doors Prepared for Glass Available

T F

CASTLEWOOD



Shown in Grizzle Gray Paint | Available in All Outside Profiles | Doors Prepared for Glass Available

T F



This kitchen shows the versatility of the Townsend door. Glass and mirror inserts create visual interest while the soft Dovetail paint color keeps the kitchen neutral and balances the patterned tile floor.

The Townsend door in Stone stain on the kitchen island breaks up the space and adds depth.

WOODEN DOORS

Mortise and tenon joints are some of the oldest woodworking joints and consequently some of the most reliable forms of joinery while mitered doors are a testament to refined craftsmanship and the fine artistry of cabinetry making. Our selection of custom wood doors add unmatched warmth, character and sophistication to your home.

MORTISE AND TENON CONSTRUCTION

Our selection of mortise and tenon doors come in a variety of options from flat, grooved or raised panels with unique inside and outside profiles and square, cathedral or arched top designs. Additional customization options, including doors prepared for glass with one or several lites, applied mouldings, and various wood species, allow you to create a home that expresses your unique taste.

Mortise and tenon door construction features a 90 degree angle where the sections of wood, called the stiles and rails, come together to connect. Mortise and tenon construction is the most commonly used joinery method for manufacturing 5-piece doors and is known for its strength and versatility.

MITERED CONSTRUCTION

Mitered cabinet doors are admired for their elegant designs and elaborate decorative profiles. Mitered doors add beauty and class to cabinets, appliance covers, drawer fronts and built-ins and are ideal for multi-step finishes.


Mitered door construction features a 45 degree angle where the stiles and rails come together to connect. This construction method creates greater strength and a less noticeable joint.

Please note that outside profiles are not limited to the photos shown in this catalog. Any available outside profile can be chosen for most door styles unless otherwise specified. Stained doors are also available unfinished.



T TRADITIONAL **F** FRAMELESS
Icons listed under each door indicate availability for Traditional (Framed) or Frameless style cabinetry.

MANHATTAN

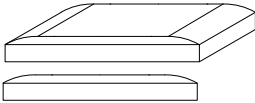


Veneered Flat Panel

Shown in Maple Veneer with Pecan Stain | Available in Select Wood Species | Outside Profile is Predetermined - Square | Doors Prepared for Glass Available

T F

MIAMI

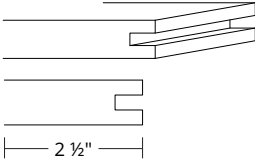


Veneered Flat Panel


Shown in Maple Veneer with Brazilnut Stain | Available in Select Wood Species | Outside Profile is Predetermined - Pillow | Doors Prepared for Glass Available

T F

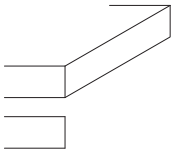
DELAWARE



2 1/2" Stiles and Rails Square Inside Profile



1/2" Reverse Panel

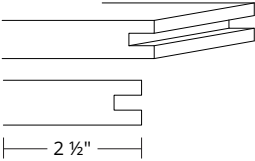


Shown with Square Outside Profile


Shown in Maple with Stormy Gray Stain | Available in Standard Wood Species | Available in All Outside Profiles | Doors Prepared for Glass Available | Mortise and Tenon Construction

T F

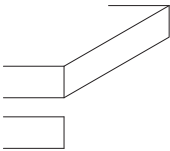
DELAFIELD



2 1/2" Stiles and Rails Square Inside Profile



3/8" Reverse Panel

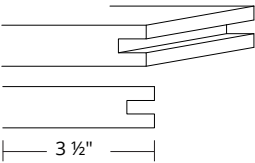


Shown with Square Outside Profile


Shown in Maple with Nutmeg Stain | Available in Alder, Maple and Paint Grade Material | Available in All Outside Profiles | Doors Prepared for Glass Available | Mortise and Tenon Construction

T

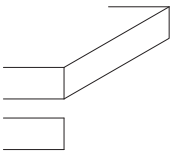
ASPEN



3 1/2" Stiles and Rails Square Inside Profile



1/2" Reverse Panel

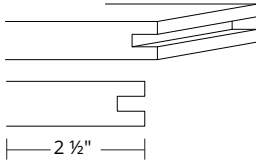


Shown with Square Outside Profile

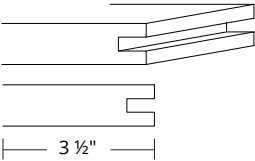
Shown in Maple with Brazilnut Stain | Available in Standard Wood Species | Available in All Outside Profiles | Doors Prepared for Glass Available | Mortise and Tenon Construction

T


TELLURIDE



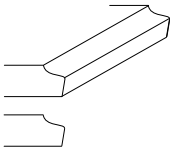
2 1/2" Stiles Square Inside Profile



3 1/2" Rails Square Inside Profile



1/2" Reverse Panel



Shown with Roman Outside Profile

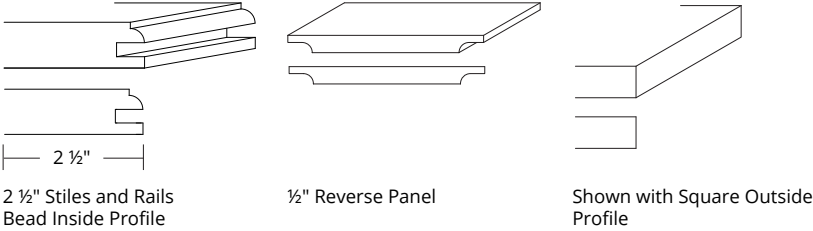
Shown in Paint Grade Material with Indigo Signature Finish | Available in Standard Wood Species | Available in All Outside Profiles | Doors Prepared for Glass Available | Mortise and Tenon Construction

T

TOWNSEND



T

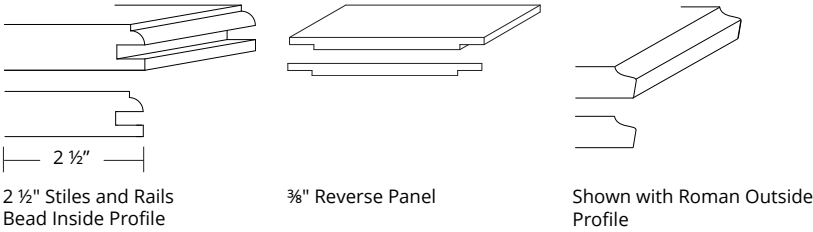


Shown in Cherry with Buckskin Stain | Available in Standard Wood Species | Available in All Outside Profiles | Doors Prepared for Glass Available | Mortise and Tenon Construction

DURHAM



T

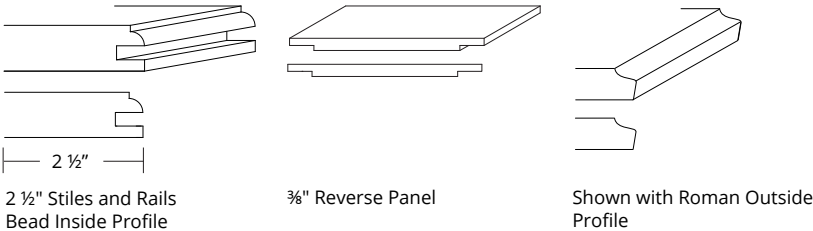


Shown in Alder with Coffee Finish | Available in Alder, Maple and Paint Grade Material | Available in All Outside Profiles | Doors Prepared for Glass Available | Mortise and Tenon Construction

BALDWIN



T

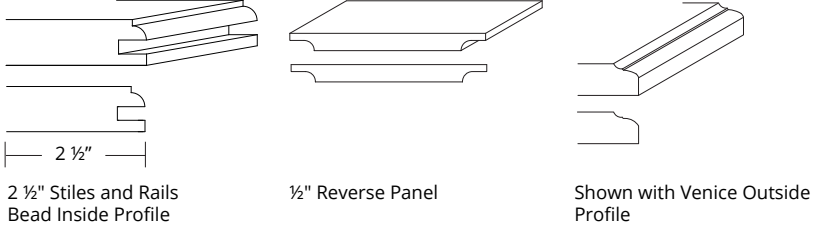


Shown in Alder with Chestnut Stain | Available in Alder, Maple and Paint Grade Material | Available in All Outside Profiles | Doors Prepared for Glass Available | Mortise and Tenon Construction

COURTLAND



T

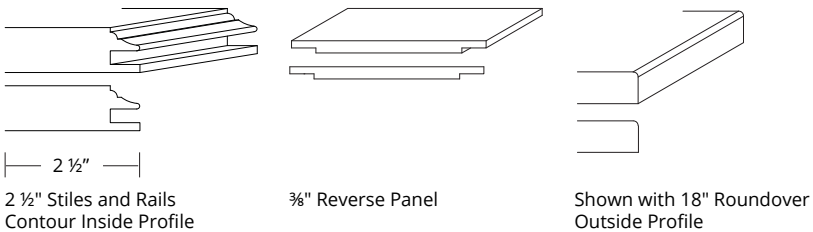


Shown in Paint Grade Material with Sable Weathered Designer Finish | Available in Alder, Maple and Paint Grade Material | Available in All Outside Profiles | Doors Prepared for Glass Available | Mortise and Tenon Construction

ALBANY



T

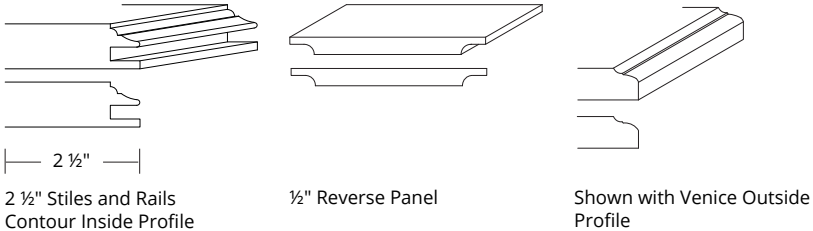


Shown in Alder with Mission Oak Finish | Available in Alder, Maple and Paint Grade Material | Available in All Outside Profiles | Doors Prepared for Glass Available | Mortise and Tenon Construction

DORSET



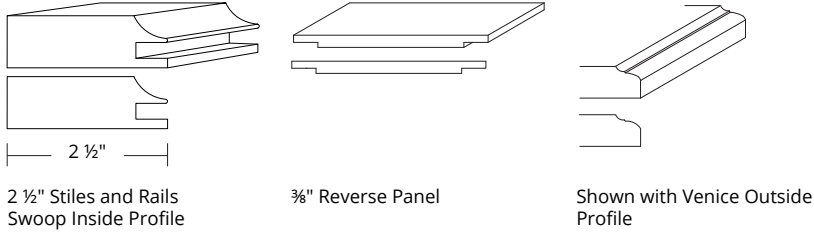
T



Shown in Maple with Brazilnut Stain and Black Glaze | Available in Standard Wood Species | Available in All Outside Profiles | Doors Prepared for Glass Available | Mortise and Tenon Construction

Painted and stained doors also available unfinished.

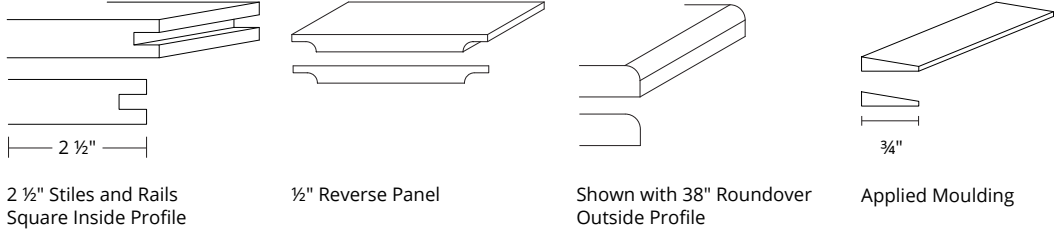
SALERNO



Shown in Paint Grade Material with Glacier Paint and Chocolate Wash | Available in Standard Wood Species | Available in All Outside Profiles | Doors Prepared for Glass Available | Mortise and Tenon Construction

T

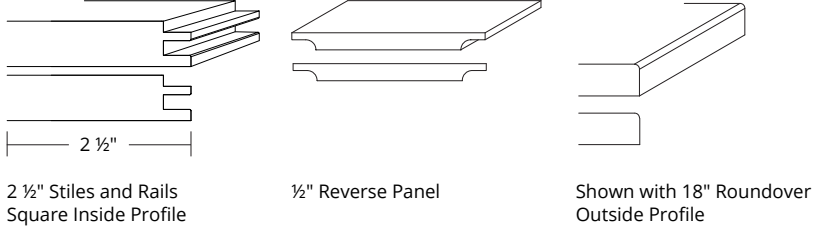
COULEE



Shown in Alder with Driftwood Stain | Available in Standard Wood Species | Available in All Outside Profiles | Doors Prepared for Glass Available | Mortise and Tenon Construction

T

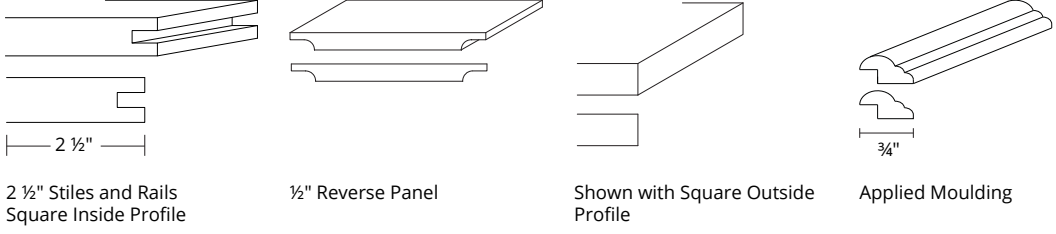
TRENTON



Shown in Maple with Midnight Stain | Available in Standard Wood Species | Available in All Outside Profiles | Doors Prepared for Glass Available | Mortise and Tenon Construction

T F

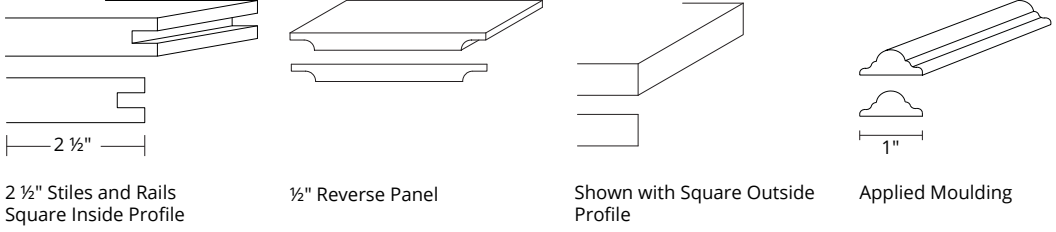
SAN ANTONIO



Shown in Paint Grade Material with Blue Slate Signature Finish | Available in Standard Wood Species | Available in All Outside Profiles | Doors Prepared for Glass Available | Mortise and Tenon Construction

T

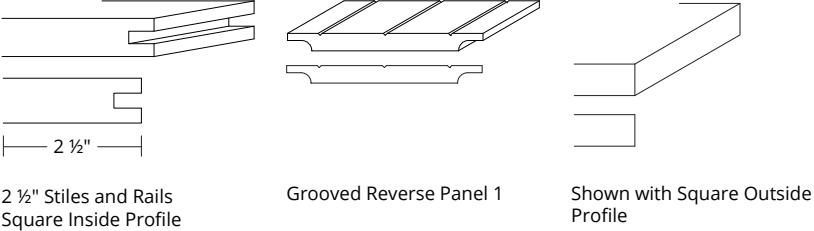
SONORA



Shown in Maple with Latte Stain | Available in Standard Wood Species | Available in All Outside Profiles | Doors Prepared for Glass Available | Mortise and Tenon Construction

T

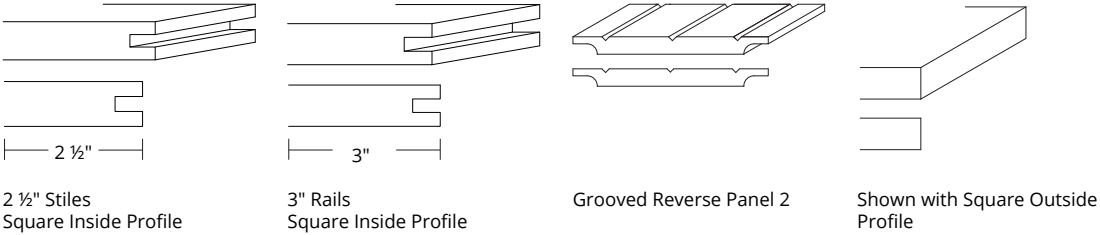
DEL RIO



Shown in Poplar with Amaretto Stain and Black Glaze | Available in Standard Wood Species | Available in All Outside Profiles | Doors Prepared for Glass Available | Mortise and Tenon Construction

T

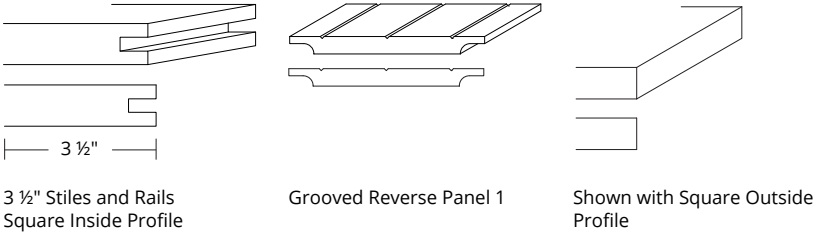
DURANGO



Shown in Maple with Slate and Black Dry Brush | Available in Standard Wood Species | Available in All Outside Profiles | Doors Prepared for Glass Available | Mortise and Tenon Construction

T

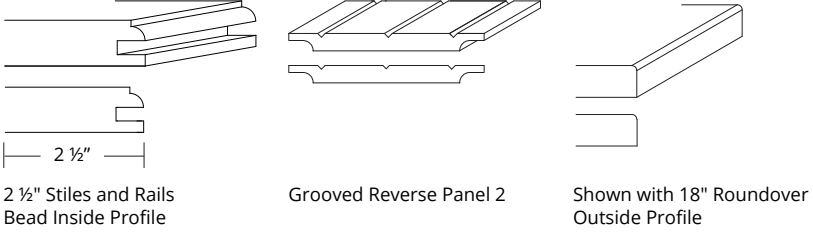
VAIL



Shown in Paint Grade Material with Jade Slate Signature Finish | Available in Standard Wood Species | Available in All Outside Profiles | Doors Prepared for Glass Available | Mortise and Tenon Construction

T

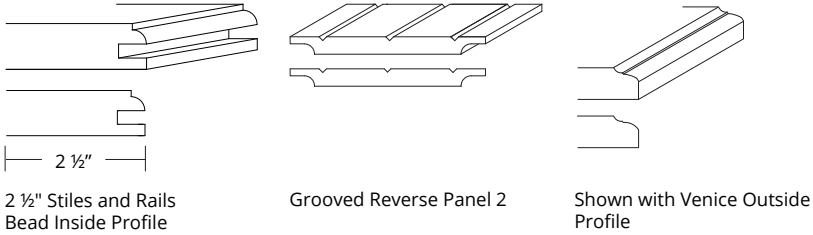
PACIFIC



Shown in Rustic Alder with Mission Oak Stain | Available in Standard Wood Species | Available in All Outside Profiles | Doors Prepared for Glass Available | Mortise and Tenon Construction

T

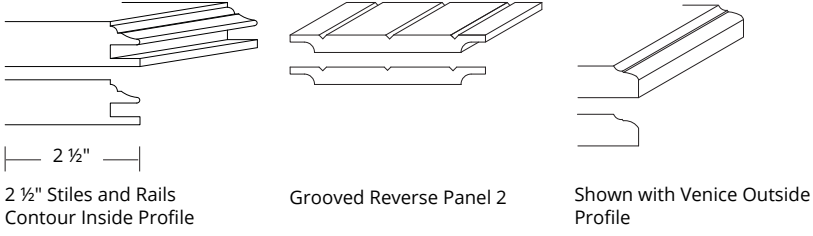
NANTUCKET



Shown in Paint Grade Material with Glacier Paint | Available in Standard Wood Species | Available in All Outside Profiles | Doors Prepared for Glass Available | Mortise and Tenon Construction

T

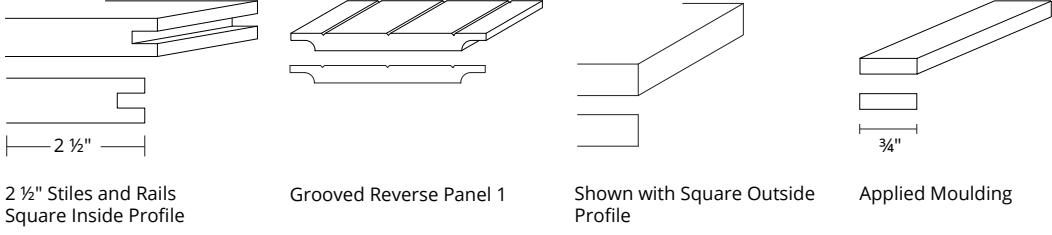
FERRARA



Shown in Alder with Walnut Stain | Available in Standard Wood Species | Available in All Outside Profiles | Doors Prepared for Glass Available | Mortise and Tenon Construction

T

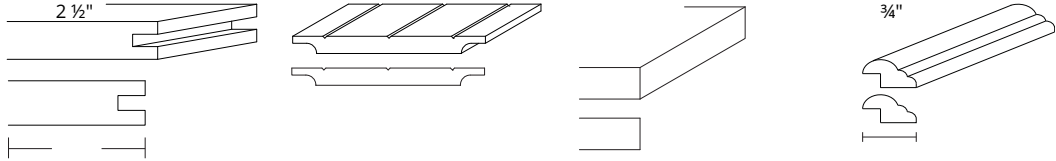
MISSULA



Shown in Alder with Villa Poplo Designer Finish and Amalfi Coast Distress | Available in Standard Wood Species | Available in All Outside Profiles | Doors Prepared for Glass Not Available | Mortise and Tenon Construction

T

SAN MARCOS



2 ½" Stiles and Rails
Square Inside Profile

Grooved Reverse Panel 1

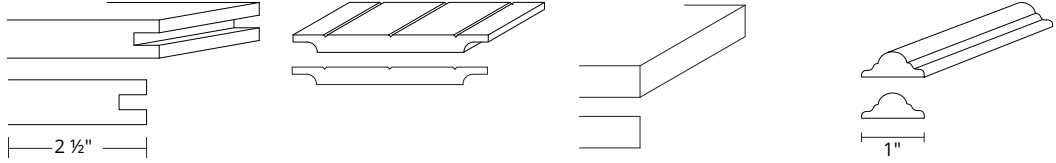
Shown with Square
Outside Profile

Applied Moulding

Shown in Paint Grade Material with Ivory Paint and Black Wash | Available in Standard Wood Species | Available in All Outside Profiles | Doors Prepared for Glass Available | Mortise and Tenon Construction

T

ROCKPORT



2 ½" Stiles and Rails
Square Inside Profile

Grooved Reverse Panel 1

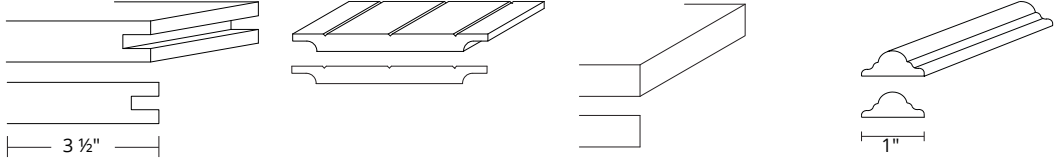
Shown with Square Outside
Profile

Applied Moulding

Shown in Rustic Alder with Villa Simona Designer Finish | Available in Standard Wood Species | Available in All Outside Profiles | Doors Prepared for Glass Available | Mortise and Tenon Construction

T

LAREDO



3 ½" Stiles and Rails
Square Inside Profile

Grooved Reverse Panel 1

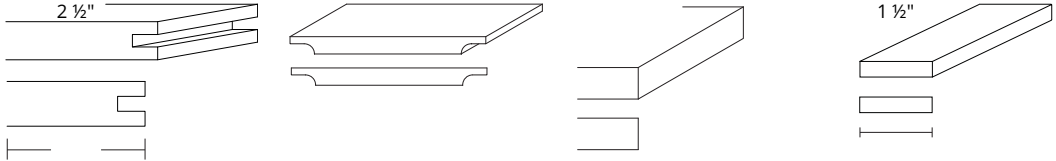
Shown with Square Outside
Profile

Applied Moulding

Shown in Alder with Almond Paint and Clay Wash with Amalfi Coast Distress - Designer Finish | Available in Standard Wood Species | Available in All Outside Profiles | Doors Prepared for Glass Available | Mortise and Tenon Construction

T

DILLON



2 ½" Stiles and Rails
Square Inside Profile

½" Reverse Panel

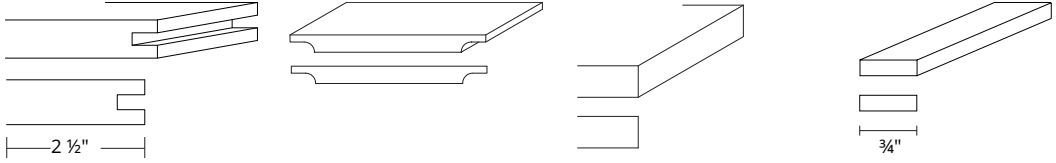
Shown with Square Outside
Profile

Applied Moulding

Shown in Alder with Villa Poplo Designer Finish and Amalfi Coast Distress | Available in Standard Wood Species | Available in All Outside Profiles | Doors Prepared for Glass Available | Mortise and Tenon Construction

T

KERRVILLE



2 ½" Stiles and Rails
Square Inside Profile

½" Reverse Panel

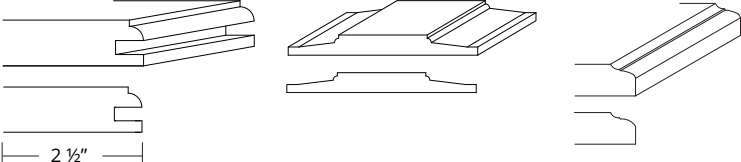
Shown with Square Outside
Profile

Applied Moulding

Shown in Alder with Hazelnut Stain and Black Glaze | Available in Standard Wood Species | Available in All Outside Profiles | Doors Prepared for Glass Available | Mortise and Tenon Construction

T

ATHERTON



2 ½" Stiles and Rails
Bead Inside Profile

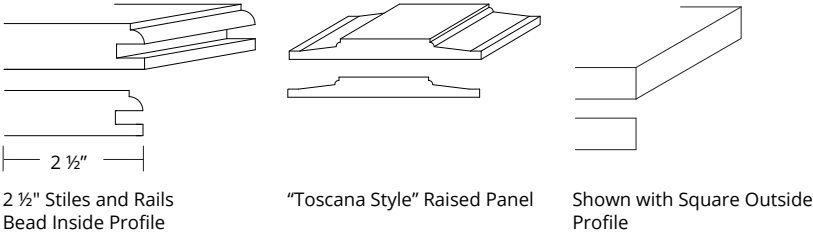
"Toscana Style" Raised Panel

Shown with Venice Outside
Profile

Shown in Paint Grade Material with Del Lago Signature Finish | Available in Standard Wood Species | Available in All Outside Profiles | Doors Prepared for Glass Available | Mortise and Tenon Construction

T

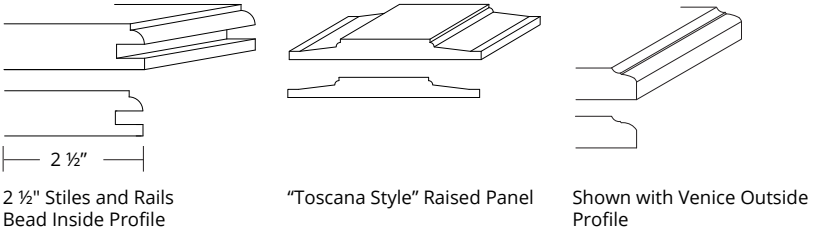
BELAIRE



Shown in Rustic Alder with Hazelnut Stain | Available in Standard Wood Species | Available in All Outside Profiles | Doors Prepared for Glass Available | Mortise and Tenon Construction

T

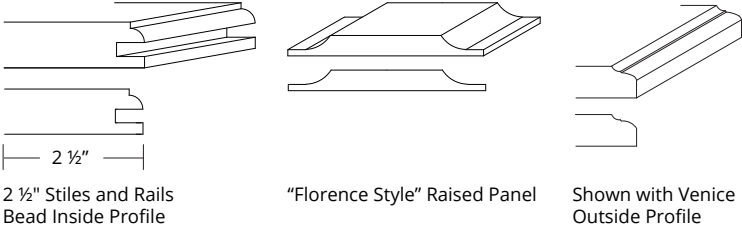
CHATEAU



Shown in Maple with Sawgrass Signature Finish | Available in Standard Wood Species | Available in All Outside Profiles | Doors Prepared for Glass Available | Mortise and Tenon Construction

T

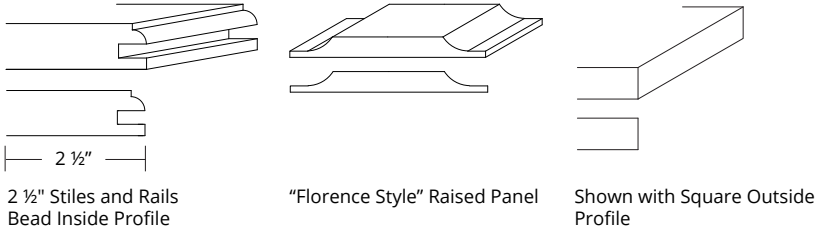
ARLINGTON



Shown in Maple with Sawgrass Signature Finish | Available in Standard Wood Species | Available in All Outside Profiles | Doors Prepared for Glass Available | Mortise and Tenon Construction

T

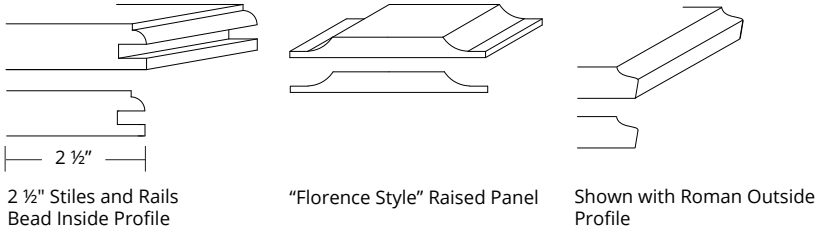
BRENTWOOD



Shown in Maple with Onyx Stain | Available in Standard Wood Species | Available in All Outside Profiles | Doors Prepared for Glass Available | Mortise and Tenon Construction

T

CLAIRMONT



Shown in Poplar with Amaretto Stain | Available in Standard Wood Species | Available in All Outside Profiles | Doors Prepared for Glass Available | Mortise and Tenon Construction

T

AUBURN



Shown in Alder with Villa Poplo Designer Finish | Available in Alder, Maple and Paint Grade Material | Available in All Outside Profiles | Doors Prepared for Glass Available | Mortise and Tenon Construction

T

ANDROS



Shown in Alder with Lucca Designer Finish | Available in Standard Wood Species | Available in All Outside Profiles | Doors Prepared for Glass Available | Mortise and Tenon Construction

T

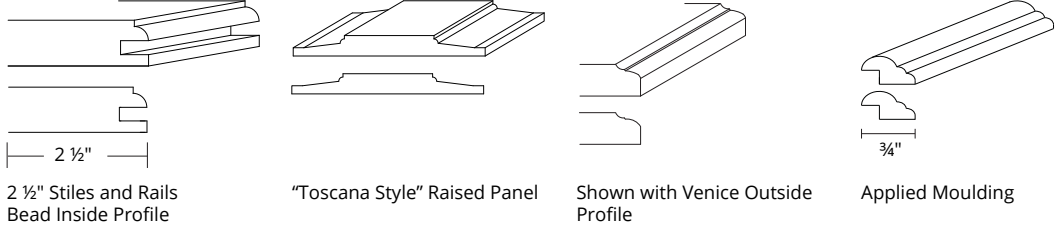
ANCONA



Shown in Paint Grade Material with Custom Portico Paint and Black Dry Brush Sand Though Finish | Available in Standard Wood Species | Available in All Outside Profiles | Doors Prepared for Glass Available | Mortise and Tenon Construction

T

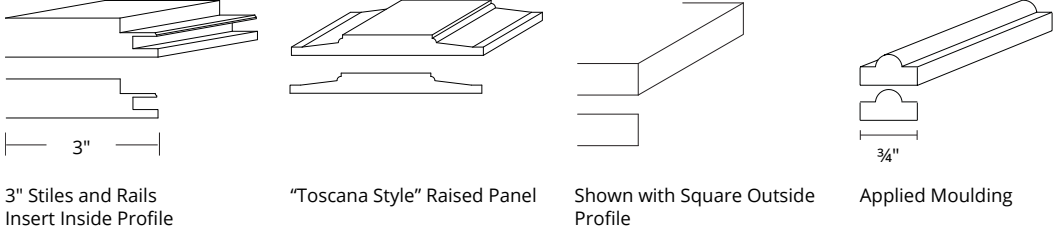
AUSTIN



Shown in Alder with Cocoa Finish | Available in Standard Wood Species | Available in All Outside Profiles | Doors Prepared for Glass Available | Mortise and Tenon Construction

T

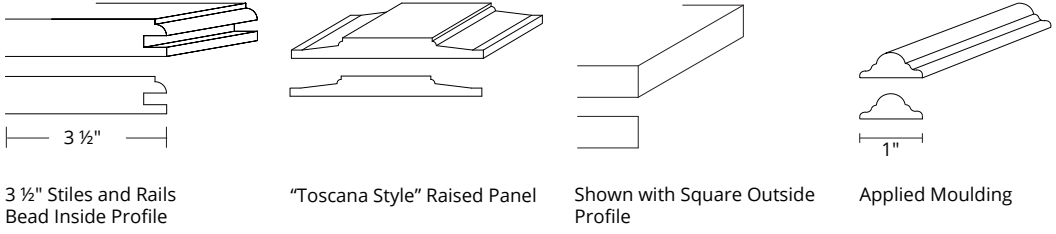
SOLANO



Shown in Alder with Portobello Stain | Available in Standard Wood Species | Available in All Outside Profiles | Doors Prepared for Glass Not Available | Mortise and Tenon Construction

T

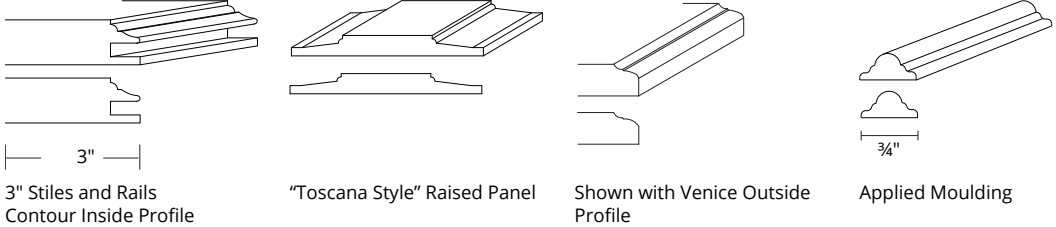
VALENCIA



Shown in Alder with Villa Capri Signature Finish and Amalfi Coast Distress | Available in Standard Wood Species | Available in All Outside Profiles | Doors Prepared for Glass Available | Mortise and Tenon Construction

T

NOVELLA



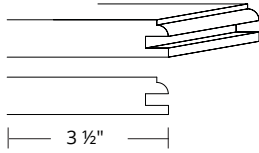
Shown in Alder with Java Stain | Available in Standard Wood Species | Available in All Outside Profiles | Doors Prepared for Glass Available | Mortise and Tenon Construction

T

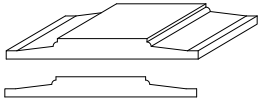
PAVIA



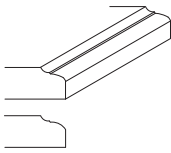
T



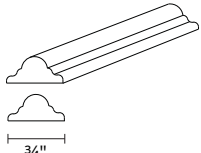
3 1/2" Stiles and Rails
Bead Inside Profile



"Toscana Style" Raised Panel



Shown with Venice Outside
Profile



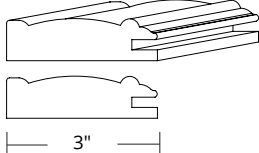
Applied Moulding

Shown in Paint Grade Material with Glacier Paint and Tuscan Canvas Dry Brush Finish | Available in Standard Wood Species | Available in All Outside Profiles | Doors Prepared for Glass Available | Mortise and Tenon Construction


PROVENCE



T



3" Stiles and Rails
Colonial Inside Profile



3/8" Reverse Panel

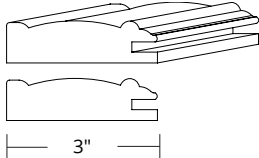
Shown in Cherry with Chestnut Stain and Black Glaze | Available in Select Wood Species | Outside Profile is Predetermined | Doors Prepared for Glass Available | Mitered Construction

COUNTRY
FRENCH

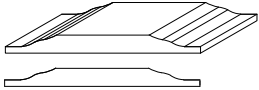


T

F



3" Stiles and Rails
Colonial Inside Profile



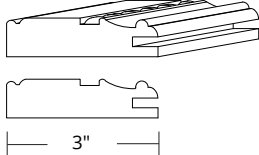
"Roma Style" Raised Panel

Shown in Maple with Ivory Paint and Clay Glaze | Available in Select Wood Species | Outside Profile is Predetermined | Doors Prepared for Glass Available | Mitered Construction

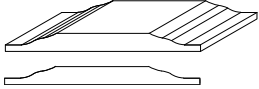
VENETIAN



T



3" Stiles and Rails
Regal Inside Profile



"Roma Style" Raised Panel

Shown in Alder with Pecan Stain and Black Glaze | Available in Select Wood Species | Outside Profile is Predetermined | Doors Prepared for Glass Available | Mitered Construction

Painted and stained doors also available unfinished.

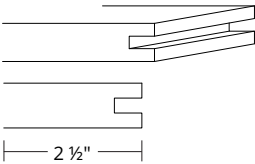
T

TRADITIONAL

F

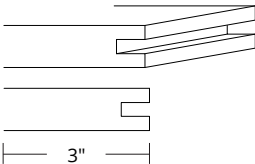
FRAMELESS

INSIDE PROFILES



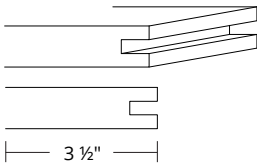
2 ½"

Square (100)



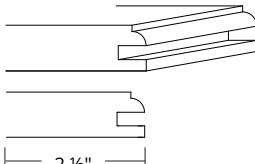
3"

Square (110)



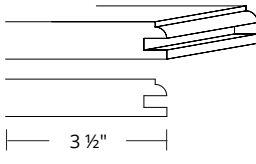
3 ½"

Square (120)



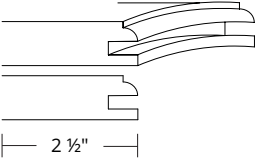
2 ½"

Bead (200)



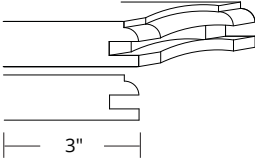
3 ½"

Bead (210)



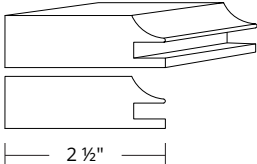
2 ½"

Bead, Arched (210A)



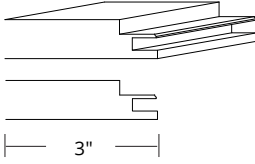
3"

Bead, Cathedral (210C)



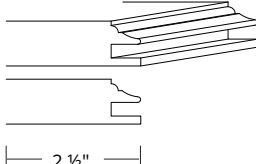
2 ½"

Swoop



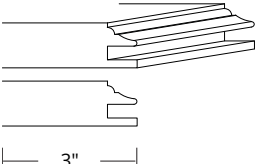
3"

Insert (500)



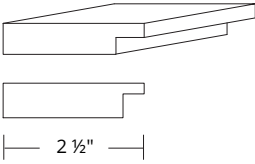
2 ½"

Contour (600)



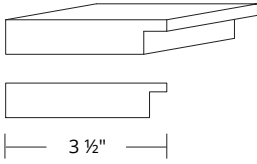
3"

Contour (610)



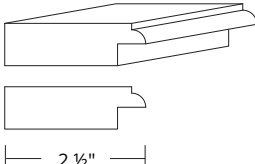
2 ½"

Square Route (130)



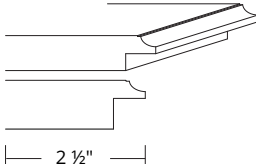
3 ½"

Square Route (140)



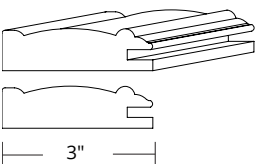
2 ½"

Bead Route (230)



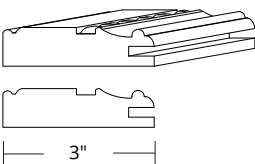
2 ½"

Cove (400)



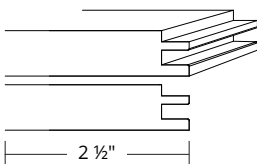
3"

*Colonial (300)



3"

*Regal (310)

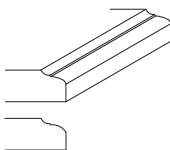


2 ½"

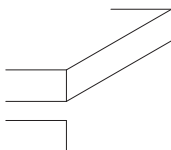
Trenton

*Indicates profile used on a pre-determined door style

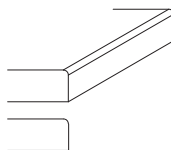
OUTSIDE PROFILES



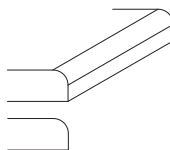
Venice



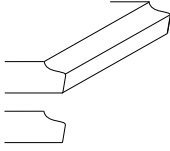
Square



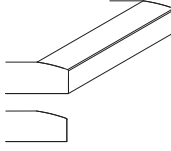
18" Roundover



38" Roundover




Roman




*Pillow

*Pillow Outside Profile only available for painted HDF doors


PANEL PROFILES



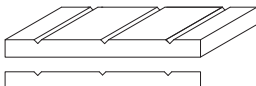
3/8" Flat Panel



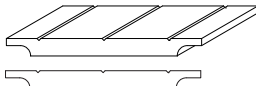
3/8" Reverse Panel



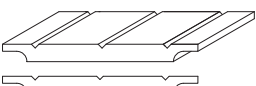
1/2" Reverse Panel



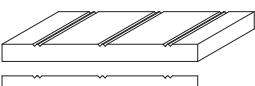
Grooved Flat Panel



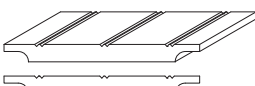
Grooved Reverse Panel 1



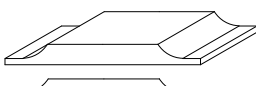
Grooved Reverse Panel 2



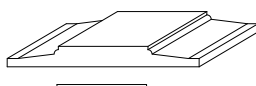
Double Grooved Flat Panel



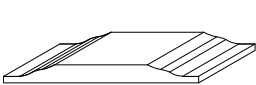
Double Grooved Reverse Panel



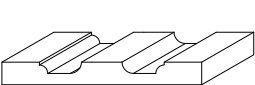
"Florence Style" Raised Panel



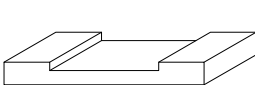
"Toscana Style" Raised Panel



*"Roma Style" Raised Panel



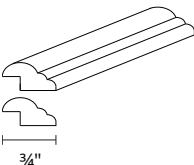
*4 Route HDF Panel



Milano HDF Panel

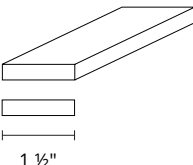
*Indicates profile used on a pre-determined door style

APPLIED MOULDINGS



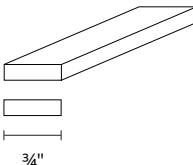
3/4"

MLDDE



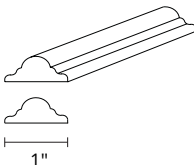
1 ½"

MLDSDFLT



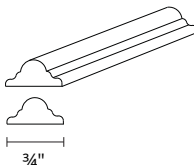
3/4"

MLDSFLT



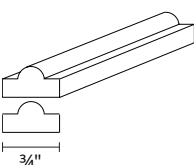
1"

MLDBN1



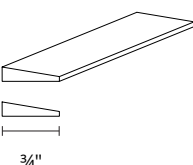
3/4"

MLDBN.75



3/4"

MLDB1



3/4"

MLDAFM



Painted cabinets offer a crisp, clean look while still allowing you to create a kitchen that packs a punch.

SERVICE & MAINTENANCE

Please refer to this section for general information about Benedettini's Warranty and best practices for care and cleaning to extend the life of your cabinetry.

WARRANTY

Benedettini warrants to the original consumer/purchaser for five (5) years from the purchase date that manufactured Benedettini products will be free from defects in materials and workmanship under normal residential use. This warranty is only applicable to products used in residential applications and is not transferable to subsequent owners.

WARRANTY REMEDY

If the warranted Benedettini products are found to violate the warranties herein described, Benedettini shall, at its sole discretion, either replace or repair the Benedettini products found to be defective, provided that the purchaser reports and schedules an inspection of the cabinetry with Benedettini’s Client Services Department and pays the trip charge associated with the inspection of the product in accordance with the “Claims Procedure” below at the purchaser’s expense, and provided that, after examination, Benedettini determines the alleged defect is covered by this Five (5) year Limited Warranty and is the result of a manufacturing defect. If the Benedettini product is covered by this Limited Warranty and is found to be defective, the repaired items or replacement items will be shipped or delivered to purchaser at Benedettini’s cost. Installation, removal, and labor related thereto are not included in this Limited Warranty. This warranty gives you specific legal rights, and you may also have other rights which vary from state to state.

LIMITED WARRANTY REMEDY EXCLUSIONS

The following are specifically excluded from this Limited Warranty.

- Defects or unsatisfactory performance resulting from misuse, abuse, or unauthorized attempted repair.
- Damage or defect attributable to fire, exposure to moisture,excessive sunlight or other casualty,including, without limitation, natural disasters, exposure to abrasive materials and cleaners, corrosive materials, pollutants, or due to movement or collapse of the structure upon which the Benedettini products are installed.

*Note: Avoid draping damp cloths or dish towels over cabinet doors. Over a period of time, this moisture may cause permanent damage to your cabinet finish.

IMPLIED WARRANTY

BENEDETTINI EXPRESSLY LIMITS THE APPLICABILITY OF THE IMPLIED WARRANTY OF MERCHANTABILITY AND THE IMPLIED WARRANTY OF FITNESS FOR A PARTICULAR PURPOSE TO THE APPLICABLE WARRANTY PERIOD FOR THE SPECIFIC WARRANTED PRODUCT AS PROVIDED IN THIS LIMITED WARRANTY. SOME STATES DO NOT ALLOW LIMITATIONS ON HOW LONG AN IMPLIED WARRANTY LASTS, SO THE ABOVE LIMITATION MAY NOT APPLY TO YOU.

LIMITATION ON DAMAGES

The remedy of repair or replacement stated herein is the sole remedy available to the purchaser under this Limited Warranty. THIS LIMITED WARRANTY SPECIFICALLY EXCLUDES ALL INCIDENTAL, SPECIAL, OR CONSEQUENTIAL DAMAGES. SOME STATES DO NOT ALLOW THE EXCLUSION OR LIMITATION OF INCIDENTAL OR CONSEQUENTIAL DAMAGES, SO THE ABOVE LIMITATION OR EXCLUSION MAY NOT APPLY TO YOU. In no event may Benedettini’s liability for Benedettini products exceed the price paid by the original purchaser.

CLAIMS PROCEDURE:

All claims of alleged defects in Benedettini products must be submitted in writing or via phone within thirty (30) days of discovery of such alleged defect. Warranty claims should be presented to the builder from whom the purchaser acquired the product. If the builder is unavailable, email or phone the Client Services Division of Benedettini to schedule the billable inspection.

EMAIL warranty@benecab.com
TOLL FREE 877 236 3222

CARE & CLEANING

Benedettini’s cabinetry is crafted using the most durable materials designed to withstand daily use associated with normal household activities. However, steps should be taken to routinely clean your cabinets to keep them in prime condition. Please follow these simple maintenance recommendations and special care guidelines to help ensure you enjoy your cabinets for many years to come.

REGULAR CARE AND CLEANING

At least once per month, wipe down cabinets with a clean, damp, lint-free cloth. Dry surface immediately.

Do not spray cleaner onto cabinet surfaces, allow moisture to seep into seems or joints, or leave damp cloths draped over closet doors or drawer fronts as excessive moisture will damage the finish. Clean and dry spills immediately.

REMOVING STAINS

Finishes are used to enhance and protect the surfaces of our cabinetry. Our finishes are resistant to stains in most cases and common stains should be easily removed. On occasion, however, a deeper cleaning is required.

In this case, use a damp cloth or sponge with a 1/10 mixture of mild dish soap and water. Murphy’s Oil Soap may also be used, simply follow the instructions on the package. Follow this by wiping off all remaining residue with a clean dampened cloth. Dry surface immediately.

NEVER USE:

- Abrasive or solvent-based cleaners
- Corrosive chemicals such as sink or toilet cleaners
- Any cleaner in combination with a brush
- Cleaners containing ammonia or lye
- Furniture polish or grease
- Oil based cleaners
- Counter top sprays
- Cleaners containing wax

Never use soap pads, steel wool or cloths or sponges that might have detergent, grease, or embedded abrasives. These agents may cause discoloration, dulling or marring of the surface. Wax or polish is not necessary and is not recommended. Wax build-up will leave a residue that is difficult to remove.

HOME ENVIRONMENT

Avoid prolonged exposure to direct sunlight. Natural sunlight contains Ultra Violet (UV) light rays that may cause color variations over time.

Avoid excessive moisture in the home. Wood absorbs moisture and swells or expands with high humidity conditions. While HDF is resistant to moisture, it is not entirely waterproof. If the surface is damaged, water could seep into the core and cause permanent damage.

Avoid exposure to very hot or very cold environments or elements. Placing hot items such as curling irons, hand held steamers or hot beverages on cabinet surfaces is not recommended. Prolonged exposure to heat may cause permanent damage to the surface. Always use a protective pad to minimize exposure to heat.

Avoid contact with sharp or abrasive objects. Always cover the surface prior to setting down any sharp or abrasive objects.

Try to take extra care of the bottom edges of your cabinets throughout your home where invisible moisture and dirt often collect.

WOOD CHARACTERISTICS

The natural beauty and distinctive appearance of real wood cabinetry from Benedettini is derived from the inherent qualities and characteristics of wood. Trees of the same species, even growing side by side, are affected differently by the climate and elements required for growth. Minerals (nutrients) are absorbed in different ways and at different rates, even within the same tree. These factors combine to create the distinctive beauty of characteristics like:

- Grain pattern variation (very open / wide grain, contrasting with very close / tight grain)
- Grain color variation (from even and consistent grain color to varied and quite dramatic)
- Unique markings (such as dark “mineral” streaks and light-colored sap wood)

These variations can be present from cabinet to cabinet and within the same door or drawer front and are not considered defects. Clear or natural wood finishes permit the natural beauty of grain and color tone variations to show through. Opaque finishes provide greater consistency by hiding the natural wood variations. Remember, each cabinet is only a small piece of nature’s work of art and individual cabinets may not show these natural yet distinctive characteristics.

WHY ARE WOOD CHARACTERISTICS IMPORTANT?

We call your attention to each species’ characteristics because the effects of these variations in an entire kitchen or bathroom may be different from what one visualizes when viewing a sample, a single door or a photograph. Most wood doors and drawer fronts are constructed using different pieces of wood, and each piece will accept stain in a different way. These variations in grain and color are inherent in the wood and are considered a natural enhancement to Benedettini’s products.

Benedettini believes the beauty of real hardwood is created by the infinite variation of grain texture, pattern and color. This is the nature of the hardwood, and unusual, wild or asymmetrical graining will not be considered reason for replacement. We put care and thought into selecting all of our doors, however, there is no special consideration made to select doors to match one another. Contrasting grain, texture or color variations in doors is considered acceptable and will not be considered reason for replacement.

Benedettini highly recommends that cabinets, especially wood cabinets, are installed in an air conditioned environment and kept under controlled conditions for the life of the product.

*Additional wood species available upon request.

ALDER

Alder is a reddish-brown to light yellow wood with soft, straight grain and even texture that is close to natural cherry in appearance. Alder has a fine close-grain structure, is easy to cut and takes finishes very well. Alder will have small knots under ¼ inch in diameter and small pin holes. Larger, unfilled knots are permitted on the backs of doors and drawer fronts. Alder lightens with age and exposure to light.

RUSTIC ALDER

Rustic Alder, also known as Knotty Alder, is a medium-density smooth hardwood with color and graining ranging from a light honey sapwood to reddish-brown heartwood. Desired for its informal appearance, Rustic Alder features knots of various sizes, shapes and distribution, including tight, sound knots and rustic, open or split knots. These characteristics make Rustic Alder a unique preference for those who love the natural beauty of wood and is recommended for stained cabinetry. With time and exposure to sunlight, Knotty Alder will turn a shade lighter in color which is characteristic of the species. Knot size and percentage of mineral, sapwood and heartwood cannot be specified by the customer and may be different from door to door.

MAPLE (HARD)

Hard Maple, also known as Sugar Maple or Rock Maple, is an evenly textured hardwood with sapwood colors ranging from nearly white to off-white with a sometimes golden or reddish hue. Hard Maple is admired for its beautiful cream color and close, fine texture. The grain is generally straight, though may occur in ‘birds-eye,” “curly” or “fiddleback” patterns that make the wood particularly appealing. As the name suggests, Hard Maple is hard and resistant to abrasion, splitting and impact.

POPLAR

Poplar is an even textured, closed grained, stable wood of medium density. The heartwood is a pale greenish-yellow while the sapwood is white. Occasional dark purple streaks occur. In comparison to other woods, Poplar possesses a uniform texture.

MAPLE PAINT GRADE

Maple Paint Grade is a designation for a tight grain species that will yield a smooth surface after painting. Paint grade maple is based on appearance of the wood, may have more heartwood and/or have stain that will not show when painted. Knots and other defects that would cause voids are strictly limited, providing a smooth paintable surface. Our center panels are made of High Density Fiberboard (HDF), which is an engineered wood product.

RED OAK

Red Oak, the most common oak variety in North America, grows very quickly - young trees often sprout a foot a year. Red Oak has a prominent open grain that ranges in color from white to yellow and reddish-brown. Red Oak is sometimes streaked with green, yellow or black mineral deposits and may vary from a closely knit grain to a sweeping arch pattern.

CHERRY

Cherry is an elegant, multi-colored hardwood that is extremely stable when it comes to checking and warping and is exceptionally beautiful. In it’s raw state, it has a pinkish-brown hue with occasional shades of white, green, pink and even gray. Natural or light stains accent these color variations. Small gum pockets, streaks, pin knots and figures are common. Cherry wood will darken or “mellow” with age. This mellowing is a natural occurrence and a benefit of owning solid cherry cabinetry.

*Notice: Cherry samples will probably not match the kitchen you receive due to natural color aging of cherry wood. Cherry is among the top species for darkening. Cherry can, under certain circumstances, darken several shades in as little as 60 minutes. Your kitchen will absolutely darken in less than one year, making replacement items difficult. These are distinct characteristics that have made cherry attractive over the years, but they are characteristics you should understand as a consumer.

[illegible]

Product specifications and availability are subject to change without notice. Door styles and construction techniques may vary slightly from information represented in this catalog due to material availability and evolution in design. Not all doors are available in all materials and finishes. Glass not provided in doors prepared for glass.

Although we make every effort to ensure accuracy, colors and textures may vary in person. Colors and textures represented are for reference purposes only and should not be selected solely upon appearance in this catalog. Product photography and illustrations have been reproduced as accurately as possible with reserved technical modifications.

Please contact a Benedettini representative to view the most current door and finish offerings.

Statements in this catalog are effective October 2018.



Fine Custom Cabinetry

533 Highway 36 North Rosenberg, TX 77471
Toll Free 877 236 3222 | Local 281 633 8200
info@benecab.com | www.benecab.com

PAINTED &
STAINED

FINE CUSTOM CABINETRY

BENEDETTINI

533 Highway 36 North
Rosenberg, TX 77471

Toll Free 877 236 3222

Local 281 633 8200


Fax 281 633 2370

info@benecab.com

www.benecab.com

By Appointment Only

10/2018 V 1.1



BENEDETTINI