



# EDGE

Screening Solutions

EDGE

Coil Mesh



## Coil Mesh

# EDGE

Coil Mesh woven wire is a stylish and flexible screening solution. Translucency, texture and light reflection make this beautifully intricate mesh ideal for dividing spaces, decorating walls and columns, window treatments, decorative panels and ceiling features. Available as curtains or panels and suitable for static and sliding applications.





## Coil Mesh - Finishes

# EDGE



● Antique Silver  
Aluminium PG1



● Antique Steel  
Aluminium PG1



● Bright Pearl  
Aluminium PG1



● Champagne  
Aluminium PG1



● Copper  
Aluminium PG1



● Custom Colour  
Aluminium PG1



● Dark Bronze  
Aluminium PG1




● Fire  
Aluminium PG1



● Gradient  
Aluminium PG1



● Gun Metal  
Aluminium PG1



● Lacquered Brass  
Brass PG2



● Light Bronze  
Aluminium PG1



● Light Driftwood  
Aluminium PG1



● Pale Gold  
Aluminium PG1




● Pewter  
Aluminium PG1



● Silver  
Aluminium PG1



● Stainless Steel  
Steel PG3



● Striped  
Aluminium PG1



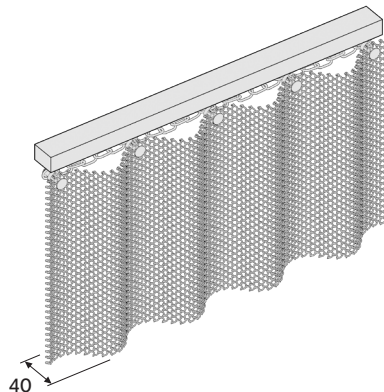
● White  
Aluminium PG1

PG - Price Group

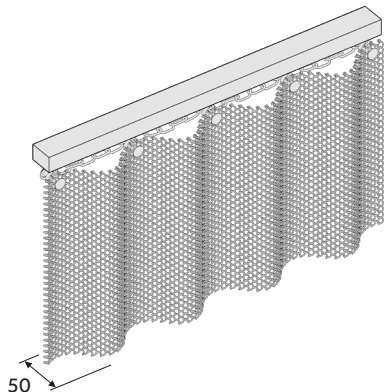


## CC1 Coil Mesh Curtain

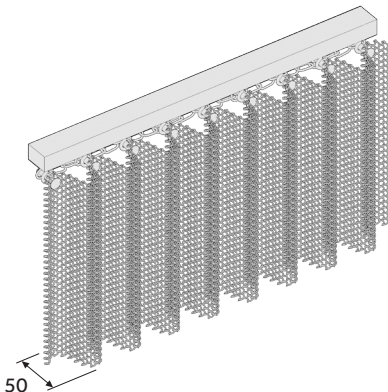
25% Fullness



50% Fullness

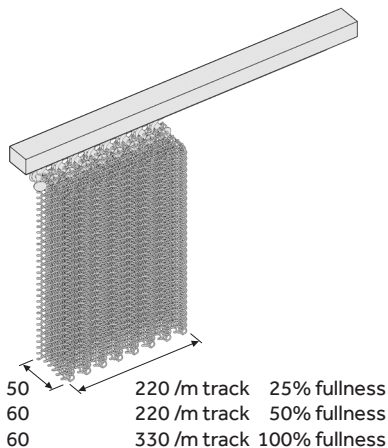


100% Fullness

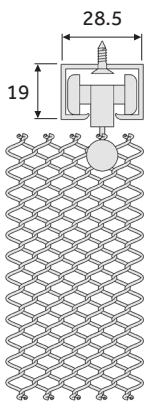


Alternative fullness options available

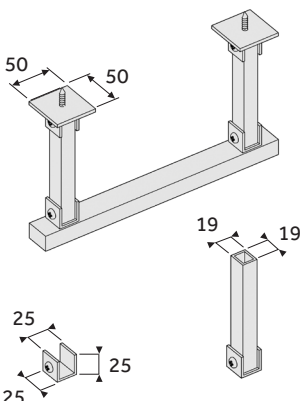
## Stacking



## DT1 Hand Drawn Curtain Track



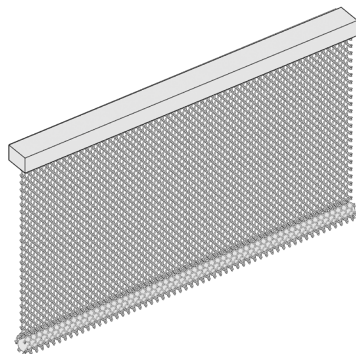
## DT1 Suspension Tubes



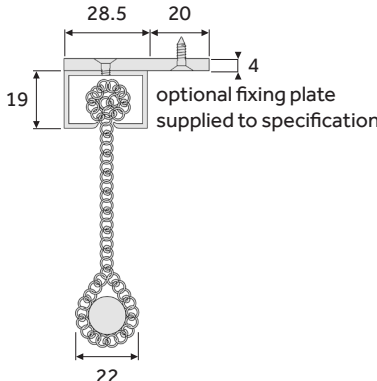
Stacking based on DT1 track / Alternative manual and motorised tracks available / Tracks available straight and curved

## CP1 Coil Mesh Panel


Panel with Track and Weight Rod



DT1 Panel Track



Mesh Only



Supplied with horizontal coils only

Supplied with horizontal or vertical coils

EDGE

Linea Mesh



## Linea Mesh

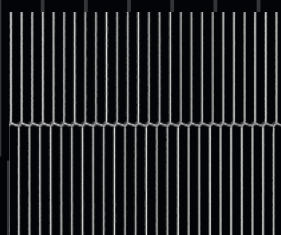
# EDGE

A uniquely delineated wire mesh in beautifully reflective natural metallic finishes. The perfectly structured mesh provides both uniformity and fluidity in its delicately undulating form. Ideal for decorative screening, dividing spaces, window treatments and ceiling features. Available as static or sliding curtains and panels.




## Linea Mesh - Finishes

# EDGE



● Stainless Steel  
1.0 Steel PG1



● Stainless Steel  
1.6 Steel PG1




● Brass  
1.6 Copper Alloy PG2



● Gold  
1.6 Copper Alloy PG3



● Bronze  
1.6 Copper Alloy PG4



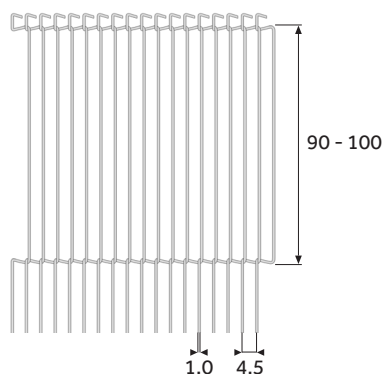
● Stainless Steel  
2.3 Steel PG1

PG - Price Group



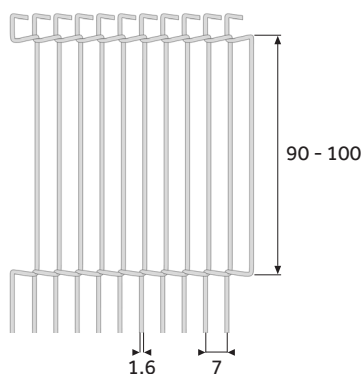
## Mesh Sizes

1.0



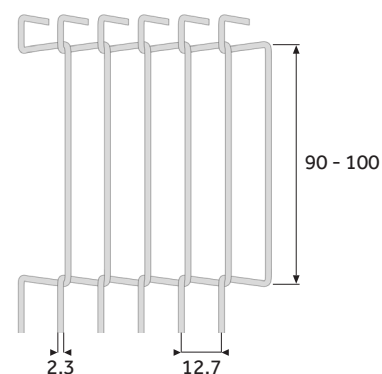
Stainless Steel 1.6kg/m<sup>2</sup>

1.6



Stainless Steel 2.6kg/m<sup>2</sup>  
Brass / Bronze / Gold 2.2kg/m<sup>2</sup>

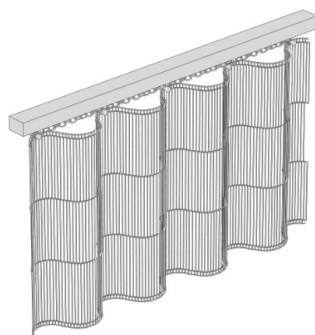
2.3



Stainless Steel 3.4kg/m<sup>2</sup>

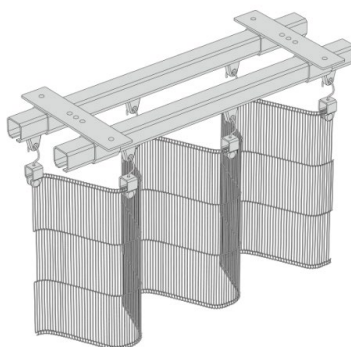
## LC1 Linea Mesh Curtain

ST1 Single Track - Ripplefold



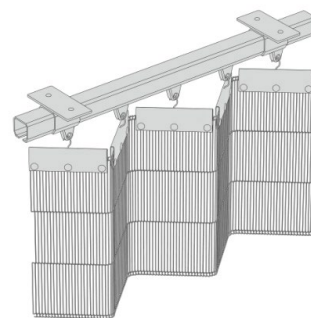
50% Curtain Fullness  
Alternative fullness options available

DT1 Double Track - Ripplefold



80% Curtain Fullness  
Alternative fullness options available

HT1 Hanger Track - V-Fold / Flat




80% Curtain Fullness V-Fold  
Available flat with no fullness

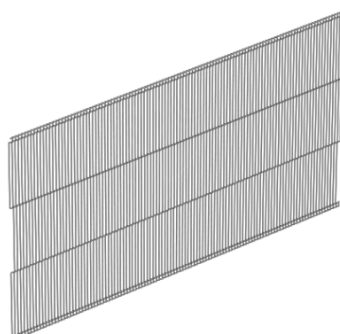
Alternative manual and motorised tracks available / Tracks available straight and curved

## LP1 Linea Mesh Panel

Horizontal



Vertical



EDGE



ShimmerScreen



## ShimmerScreen ○

# EDGE

ShimmerScreen bead chain screens are a stunning design element suitable for a wide variety of applications. Dividing or enclosing spaces while still allowing air and light to diffuse, ceiling and lighting features, wall, column and window screening or just adding texture and shading to any space.






## ShimmerScreen - Finishes ○

# EDGE



● Aluminium  
Aluminium PG1



● Antique Brass  
Brass PG4



● Antique Copper  
Steel PG3




● Antique Steel  
Steel PG3



● Brass Plated  
Steel PG2



● Copper Plated  
Steel PG4



● Custom Colour  
Steel PG5



● Dungeon  
Steel PG3




● Gun Metal  
Steel PG4



● Medieval Steel  
Steel PG3



● Nickel Plated  
Steel PG1



● Satin Steel  
Steel PG2




● Stainless Steel  
Steel PG4

PG - Price Group

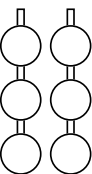
Bead Sizes

4.8    6.3    7.9    9.5    12.7    14.0




Bead Styles


Round



Faceted

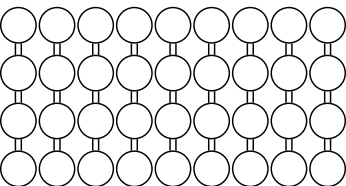


Ball Bar

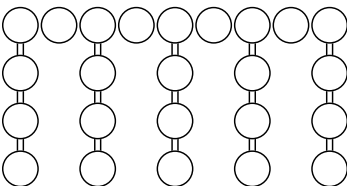


Bead Spacing

100%



50%



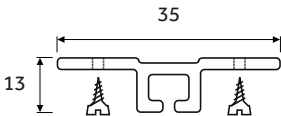
Custom bead spacing options available

Tracks

ST1

4.8 and 6.3 beads

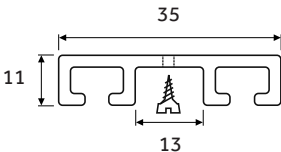
15cm  
min. radius



DT1

4.8 and 6.3 beads

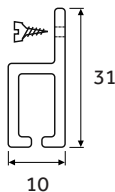
62cm  
min. radius



WT1

4.8 and 6.3 beads

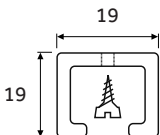
21cm  
min. radius



ST2

7.9 and 9.5 beads

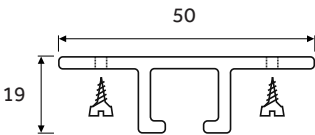
15cm  
min. radius



ST2F

7.9 and 9.5 beads

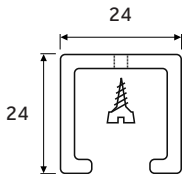
38cm  
min. radius



ST3

12.7 and 14.0 beads

23cm  
min. radius





EDGE


Strands

Our Strands made of fine soft threads offer a gentle and elegant treatment for dividing spaces, drapery, decorative panels and ceiling features. Suitable for static installations or operable with manual or motorised control.




Strands - Finishes (|||)

EDGE




● Apricot




● Berry




● Black




● Bronze




● Champagne



● Ocean




● Olive




● Platinum



● Sand



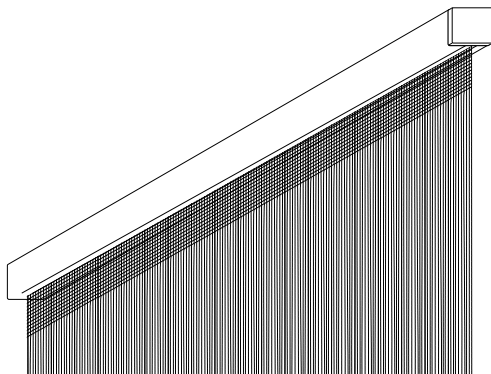
● Steel



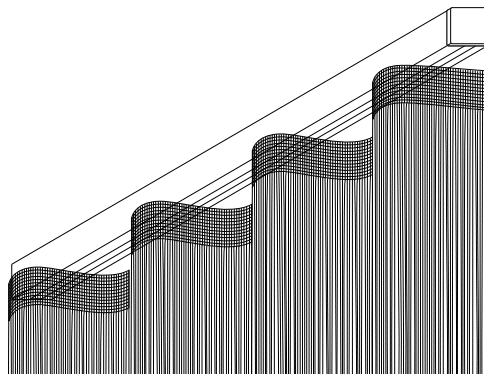
● White




SFSC1 Sliding Flat Strand Curtains



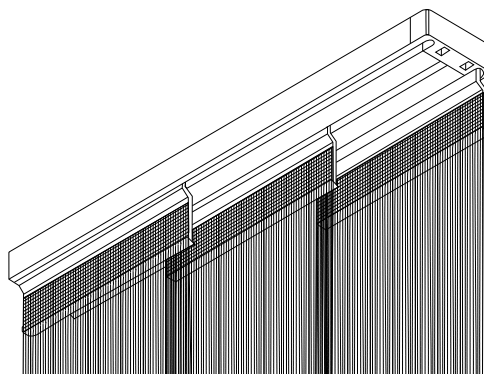
SRSC1 Sliding Ripplefold Strand Curtains



FSP1 Fixed Strand Panel with Velcro Heading



SSP1 Sliding Strand Panels



Manual and motorised track systems available

## Material

100% Trevira CS

## Flame Retardancy

BS 5867 Part 2 Type B (2008)

DIN 4102

Class M1

Class B1

## Weight

300 g/m<sup>2</sup>

## Cleaning

Washable at 30°C

Tie each individual curtain or panel together at the top, bottom and centre

Use a protective washing sack for machine washing

Drip dry briefly and rehang

EDGE

Curtains

Our curtains are beautifully made in all contemporary and traditional styles. We have a wealth of experience working with all fabric types and trims and are experts in the supply and installation of manual and motorised tracks and poles, suitable for stand alone or integrated control systems.





EDGE

Blinds

All types of internal and external blinds supplied made to measure in an extensive range of standard finishes and fabrics or custom colours and materials. Supplied with manual or motorised operation suitable for standalone or integrated control systems.



# EDGE

Edge Interiors  
The Banking Hall  
26 Maida Vale  
London W9 1RS

+44 (0)20 7289 1189

[info@edgeinteriors.co.uk](mailto:info@edgeinteriors.co.uk)  
[www.edgeinteriors.co.uk](http://www.edgeinteriors.co.uk)