



AI Botics Go-Digital Series

August to November 2020

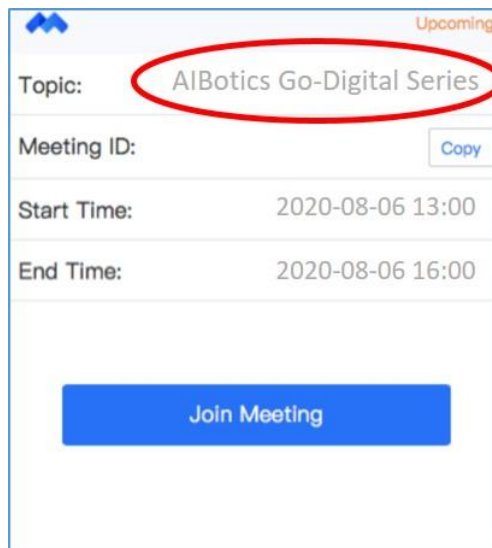
Attending VooV Webinar (First Time User)

The Webinar uses the VooV application provided by Tencent Cloud Conferencing platform. We advise you to download the VooV app in advance, before attending the webinar. You will only need to download the VooV app once. Please take the following steps

Step 1. Download VooV Meeting App here: <https://voovmeeting.com/#download-center>



Step 2a. For laptop user please click on the link as shared above, click “**Join Meeting**”.



Make sure the topic of the meeting is “**AI Botics Go-Digital Series**”

Co-Organized by:



ASIA PACIFIC
ASSISTIVE ROBOTICS
ASSOCIATION

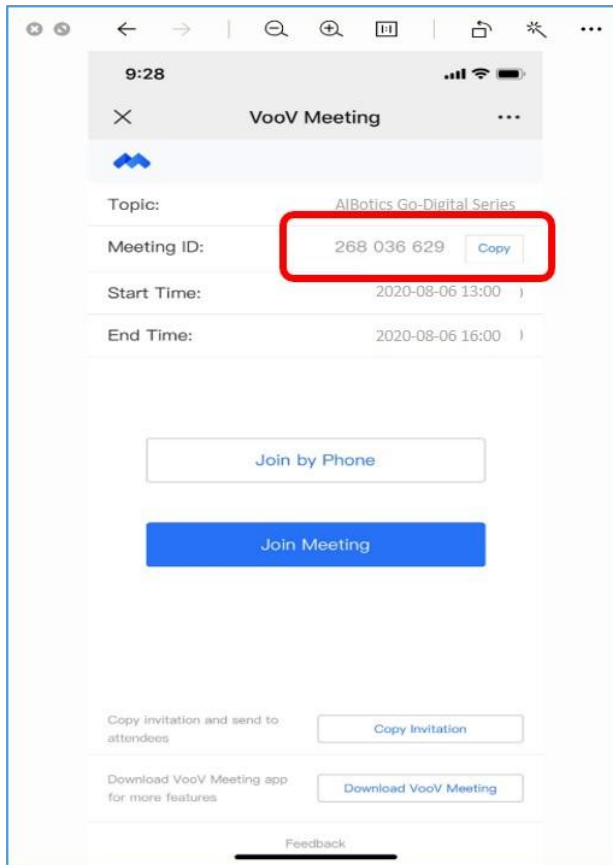




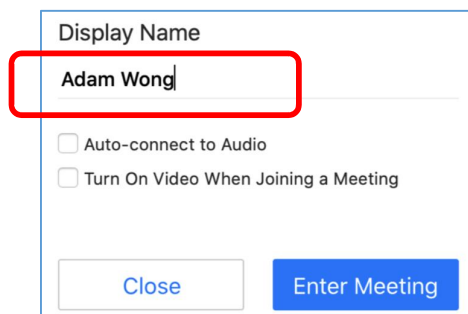
AI Botics Go-Digital Series

August to November 2020

Step 2b. For mobile phone user, please enter the meeting ID and click 'Join Meeting'. Kindly note the Meeting ID.



Step 3. Enter your registered name as the display name and click "Enter Meeting".



Co-Organized by:



ASIA PACIFIC
ASSISTIVE ROBOTICS
ASSOCIATION





AI Botics Go-Digital Series

August to November 2020

Step 4. Enter your mobile number and you will receive a verification code from your mobile phone. Enter the verification code and click "Verify". This step is only necessary if it is your first use of VooV app.

A screenshot of the VooV app verification screen. The screen has a white background with a blue border. At the top left, there are three colored circles (red, yellow, green). The title "Verification" is in bold black text, and "Log In >" is in blue text to its right. Below the title, there is a "Mobile" section with a dropdown menu showing "+65" and a text input field with the placeholder "Enter mobile number". Below that is a "Verification Code" section with a text input field labeled "Enter code" and a "Send" button. At the bottom, there is a large blue "Verify" button. Below the button, there is a line of text: "By clicking Verify you've read and agree to" followed by two blue links: "Service Agreement" and "Privacy Policy".

Upon verification, you will be allowed to enter the meeting room. Please stay in the waiting room until the Host lets you in. Enjoy your webinar!

For more information, please refer to the VooV user manual: [\(attachment\)](#).

Co-Organized by:



ASIA PACIFIC
ASSISTIVE ROBOTICS
ASSOCIATION





AI Botics Go-Digital Series

August to November 2020

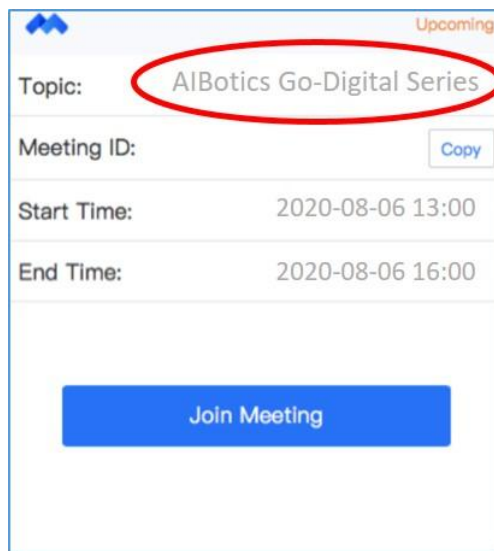
Attending VooV Webinar (Returning User)

Upon receiving the confirmation email from the Secretariat, please perform the following steps to ensure that you have a smooth and enjoyable webinar experience.

Note: There is no need to re-install VooV app unless you have uninstalled it.

Download VooV Meeting App here: <https://voovmeeting.com/#download-center>

(A) For laptop user please click on the link as shared above, click “Join Meeting”.



Make sure the topic of the meeting is “AI Botics Go-Digital Series”

Co-Organized by:



ASIA PACIFIC
ASSISTIVE ROBOTICS
ASSOCIATION

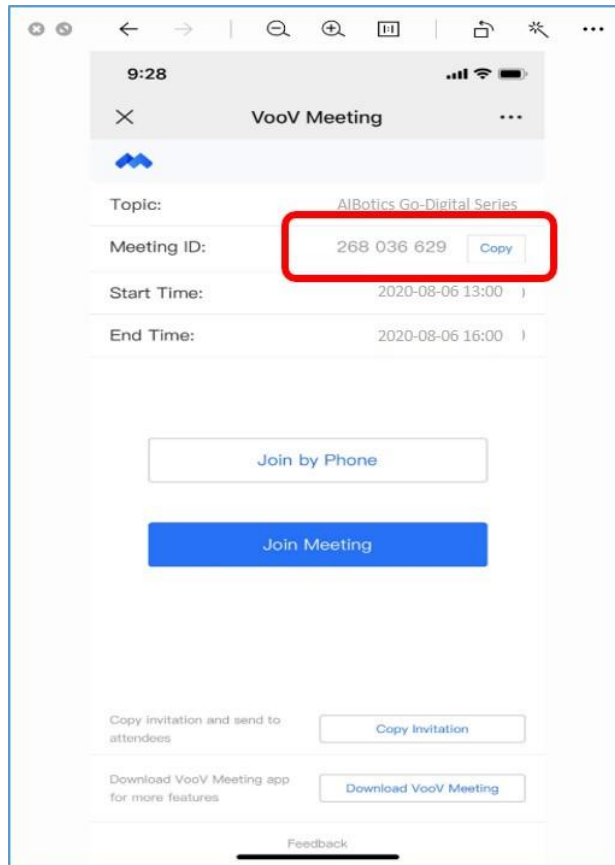




AI Botics Go-Digital Series

August to November 2020

(B) For mobile phone user, please enter the meeting ID and click 'Join Meeting'. Kindly note the Meeting ID.



Please stay in the waiting room until the Host lets you in. Enjoy your webinar!

Co-Organized by:



ASIA PACIFIC
ASSISTIVE ROBOTICS
ASSOCIATION

