



FETAL
PILLOW

Fetal Pillow

A SAFE CHOICE FOR A DIFFICULT CAESAREAN SECTION

Caesarean Section at Full Dilation (CSFD) occurs in 2% of all births and is the most common cause of difficult delivery of the fetal head, which leads to significantly higher morbidity for mother and baby (1,2,3,4). Fetal Pillow is a simple device that consistently elevates the fetal head and reduces morbidity ⁽⁵⁾.



Fetal Pillow® is intended to elevate the fetal head and facilitate delivery of the fetus in women requiring a Caesarean Section at full dilation or those requiring a Caesarean Section after a failed instrumental vaginal delivery. Fetal Pillow is indicated for use at a gestational age ≥37 weeks.

Simple

Fetal Pillow is very simple to use. It is inserted during patient preparation and inflated with 180mls of saline to elevate the fetal head.

Safe

Fetal Pillow enables a gentle, consistent and controlled elevation of a deeply engaged head. It is designed to ensure safe and easy delivery of the fetal head.

Effective

Fetal Pillow reduces intra-partum and post-partum complications for mother and baby ^(5,6,7).



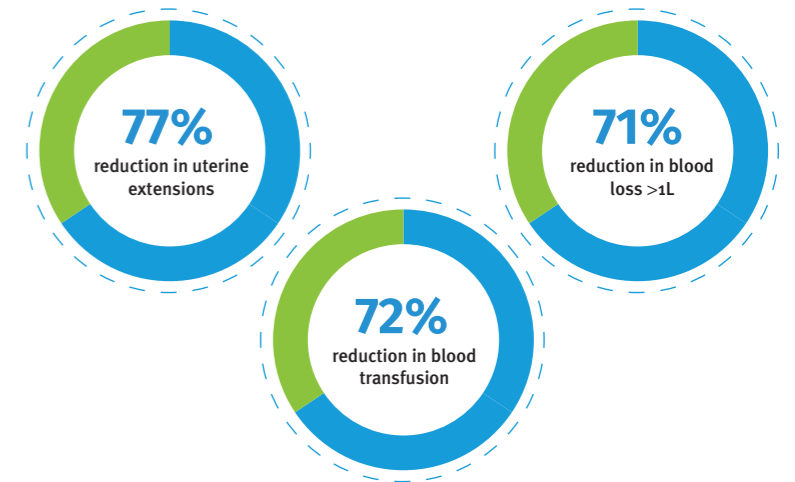
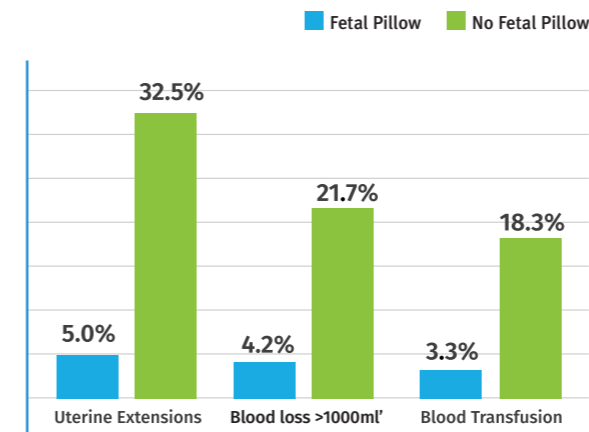
Fetal Pillow is included in:

- ✓ The Royal College of Obstetricians and Gynaecologists Operative birth simulation training programme ⁽⁸⁾
- ✓ The Royal Australian and New Zealand College of Obstetricians and Gynaecologists guidance ⁽⁹⁾

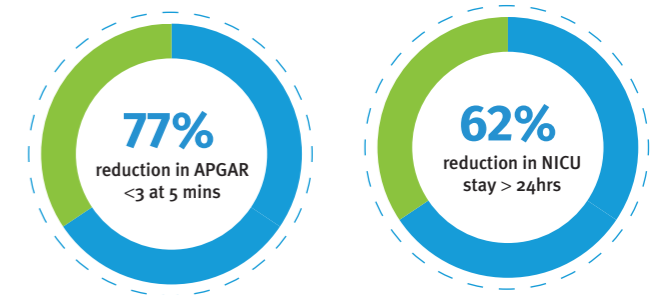
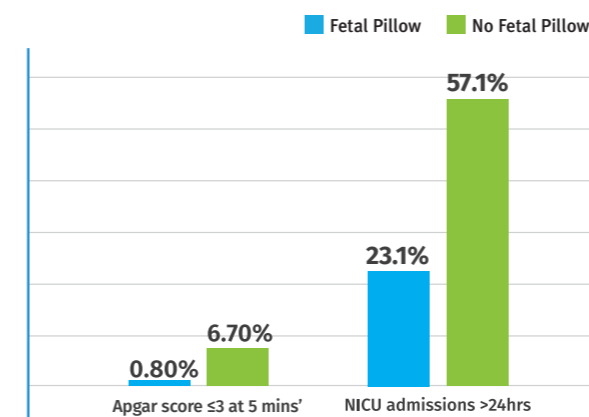


A Randomised Controlled Trial of 240 patients shows significantly easier delivery of the fetal head and reduction in maternal morbidity when Fetal Pillow is used

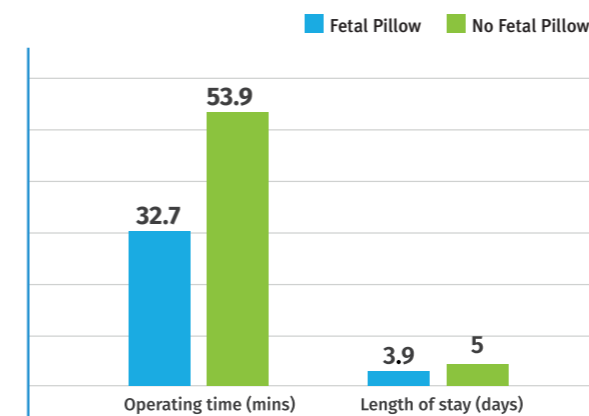
Reduction in Maternal Morbidity ⁽⁵⁾



Reduction in Fetal Morbidity ⁽⁵⁾



Reduction in hospital resources used ⁽⁵⁾



Author's Conclusion

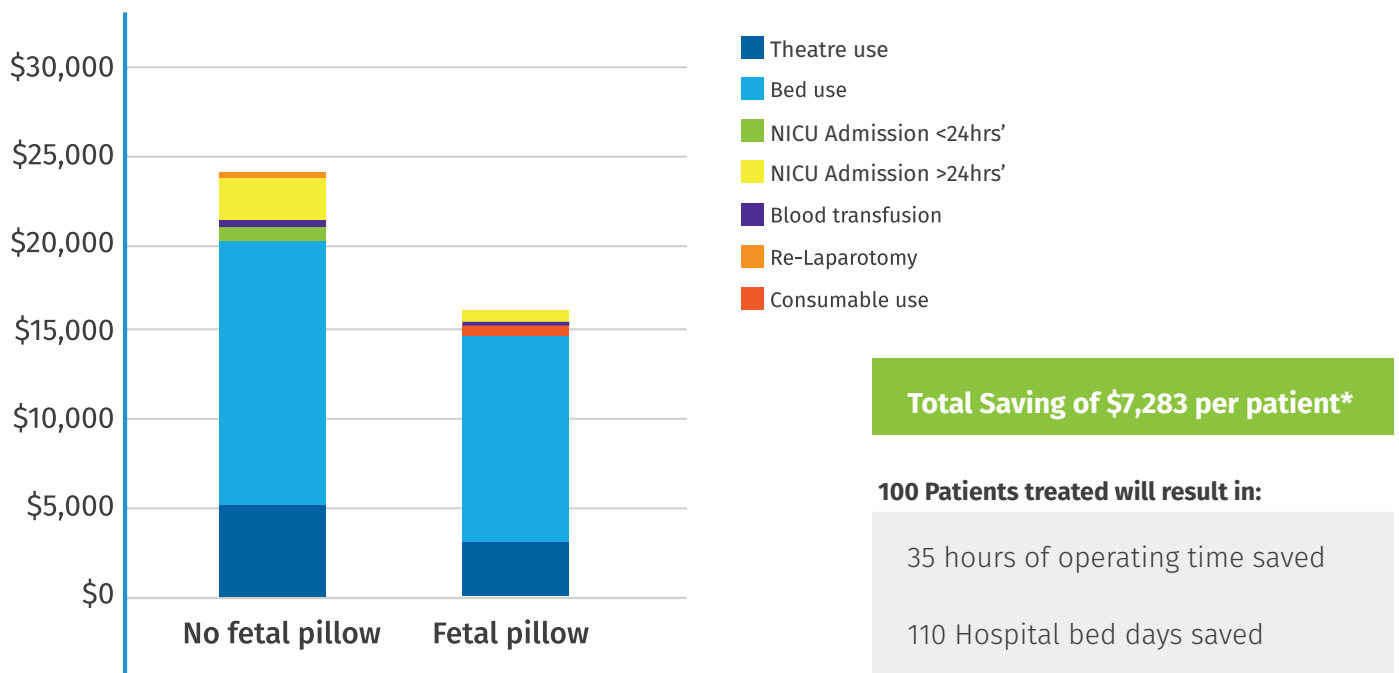
When the Fetal Pillow is readily available in the labor ward and is used during CSFD, this has benefits for women in this emergency, for doctors who have to manage them, and for hospitals that have to cope with the emergency.⁽³⁾

In the US, Childbirth Connection⁽¹⁰⁾ estimated a disproportionate rise in costs when performing a caesarean section with complications.

Total cost with complications is \$24,853

Use of Fetal Pillow to manage the complications associated with CS at full dilation can deliver significant financial savings.

COST IMPACT ANALYSIS: Full Dilation Caesarean Section with and without use of Fetal Pillow based on data from the randomised controlled trial⁽³⁾



References

- 1 Pergialiotis, V., Vlachos, D.G., Rodolakis, A., Haidopoulos, D., Thomakos, N. First versus second stage C/S maternal and neonatal morbidity: a systematic review and meta-analysis. *European Journal of Obstetrics & Gynecology and Reproductive Biology*. 2014;175: 15-24.
- 2 McKelvey, A., Ashe, R., McKenna, D., Roberts, R. Caesarean section in the second stage of labour; A retrospective review of obstetric setting and morbidity. *Journal of Obstetrics and Gynaecology*. 2010; 30(3): 264-267.
- 3 Murphy, D.J., Liebling, R.E., Patel, R., Verity, L., Swingler, R. Cohort study of operative delivery in the second stage of labour and standard of obstetric care. *BJOG*. 2003; 110(6): 610-615.
- 4 Håger, R.M.e., Daltveit, A.K., Hofoss, D., Nilsen, S.T., Kolaas, T., Øian, P., Henriksen, T. Complications of caesarean deliveries: Rates and risk factors, *American Journal of Obstetrics & Gynecology*. 2004;190(2):428-434.
- 5 Seal, S.L., Dey, A., Barman, S.C., Kamilya, G., Mukherji, J., Onwude, J.L. Randomized controlled trial of elevation of the fetal head with a fetal pillow during cesarean delivery at full cervical dilatation. *International Journal of Gynecology and Obstetrics*. 2016;133: 178-182.
- 6 Safa, H., Beckmann, M. Comparison of maternal and neonatal outcomes from full-dilatation cesarean deliveries using the Fetal Pillow or hand-push method. *International Journal of Gynecology and Obstetrics*. 2016;135(3):281-284.
- 7 Seal, S.L., Dey, A., Barman, S.C., Kamilya, G., Mukherji, J. Does elevating the fetal head prior to delivery using a fetal pillow reduce maternal and fetal complications in a full dilatation caesarean section? A prospective study with historical controls. *Journal of Obstetrics and Gynaecology*. 2014;34(3): 241-244.
- 8 Attilakos, G., Draycott, T., Gale, A., Siassakos, D., Winter, C. 2013. *ROBuST: RCOG Operative Birth Simulation Training*. Cambridge: Cambridge University Press.
- 9 RANZCOG. 2016. Delivery of the fetus at caesarean section. Available at: [https://www.ranzcog.edu.au/RANZCOG_SITE/media/RANZCOG-MEDIA/Women's%20Health/Statement%20and%20guidelines/Clinical-Obstetrics/Delivery-of-fetus-at-caesarean-section-\(C-Obs-37\)-Review-November-2016_1.pdf?ext=.pdf](https://www.ranzcog.edu.au/RANZCOG_SITE/media/RANZCOG-MEDIA/Women's%20Health/Statement%20and%20guidelines/Clinical-Obstetrics/Delivery-of-fetus-at-caesarean-section-(C-Obs-37)-Review-November-2016_1.pdf?ext=.pdf) [Accessed 16 November 2017].
- 10 2011 Childbirth Connection. Source: U.S. Agency for Healthcare Research and Quality, HCUPnet, Healthcare Cost and Utilization Project. Rockville, MD: AHRQ. Available at: <http://hcupnet.ahrq.gov/>

Registered office: Safe Obstetric Systems Inc, SVAM International Inc, 233 East Shore Road, NY 11023

Website: www.safeob.com / Email: info@safeob.com / Twitter: [@obstetricssafe](https://twitter.com/obstetricssafe)