



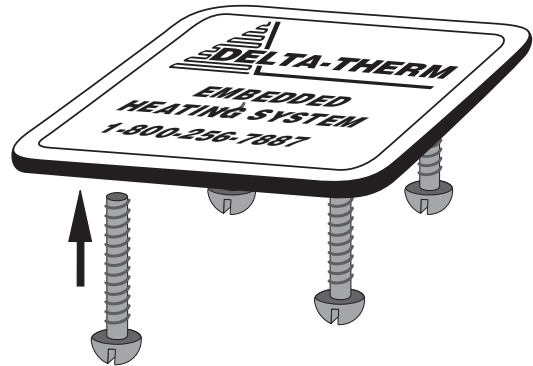
## Embedded Heating System Marker Brass Identification Plaque

### DESCRIPTION

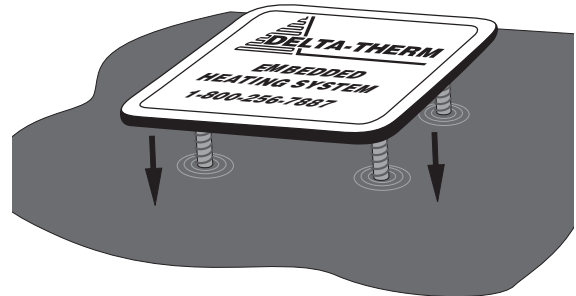
The System Marker is a brass plaque used to identify embedded heating cables. It is installed flush on the top of the heated surface. The 2005 National Electric Code Article 426 Fixed Outdoor Electric De-Icing and Snow-Melting Equipment requires an identification marker.

### SECTION 426-13 IDENTIFICATION


The presence of outdoor electric de-icing and snow-melting equipment shall be evident by the posting of appropriate caution signs or markings where clearly visible.



Detail 1. Installing screws.



Detail 2. Sink into wet concrete or asphalt.



Detail 3. Level with surface.

### INSTALLATION INSTRUCTIONS

1. Install four anchor screws to the back of name plate. Refer to Detail 1.
2. Sink into wet concrete or asphalt. Refer to Detail 2
3. Level plate so the top is flush with surface. Refer to Detail 3.

### TECHNICAL SUPPORT

A full set of installation instructions is included with order. Please call 1-800-526-7887 with any questions.