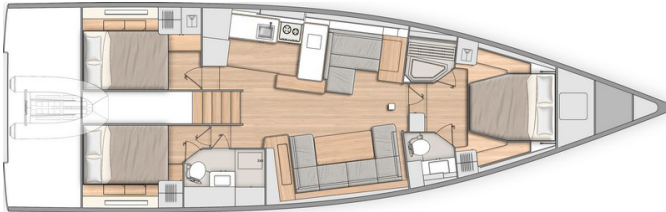
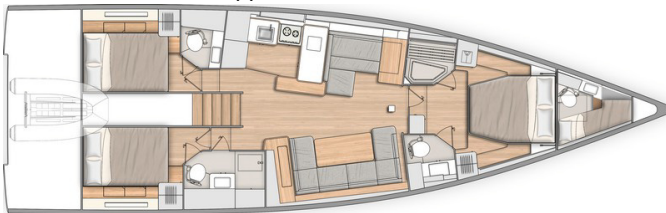




3 cabins 2 heads version:



3 cabins 3 heads - Skipper's cabin version:



GENERAL SPECIFICATIONS *

• L.O.A	17,12m	56'2"
• Hull length	15,98m	52'5"
• L.W.L.	15,40m	50'6"
• Beam	5,00m	16'5"
• Standard draft (T-keel)	2,50m	8'2"
• Standard ballast weight (Cast iron)	4 500kg	9,918 lbs
• Shallow draft	1,95m	6'5"
• Shallow draught keel	2,00m	6'7"
• Weight of shallow draft keel (Cast iron)	5 130kg	11,307 lbs
• Air draft (excluding antennae)	24,00m	78'9"
• Performance air draught (excluding antennae)	25,80m	85'
• Light displacement	16 600kg	36,586 lbs
• Fuel capacity (standard)	400L	106 US Gal
• Fresh water capacity (standard)	720L	190 US Gal
• Engine power:		
- Sail drive (standard)	80 HP	80 HP
- Sail drive Dock&Go (Option)	80 HP	80 HP
- Propeller shaft (Option)	110 HP	110 HP

ARCHITECTS / DESIGNERS

- Naval Architect: BISCANTINI YACHT DESIGN
- Outside & interior design: LORENZO ARGENTO

EC CERTIFICATION *

- Category A - 10 people
- Category B - 12 people
- Category C - 14 people

STANDARD SAILS DIMENSIONS *

ALUMINIUM MAST WITH IN-BUILT FURLER

• Furling mainsail	63,00m ²	678 sq/ft
• Self-tacking jib	51,00m ²	549 sq/ft
• Furling genoa (105 %)	65,00m ²	700 sq/ft
• Code 0	123,00m ²	1,324 sq/ft
• Asymmetric spinnaker	210,00m ²	2,260 sq/ft
• I	19,90m	65'3"
• J	6,80m	22'4"
• P	20,00m	65'7"
• E	6,80m	22'4"

PERFORMANCE CLASSICAL ALUMINIUM MAST (+ 1,80m / 5'11")

• Performance version mainsail	83,00m ²	894 sq/ft
• Self-tacking jib	56,00m ²	603 sq/ft
• Furling genoa (105 %)	70,00m ²	754 sq/ft
• Code 0	135,00m ²	1,453 sq/ft
• Asymmetric spinnaker	260,00m ²	2,800 sq/ft
• I	21,75m	75'2"
• J	6,80m	22'4"
• P	22,00m	75'6"
• E	6,80m	22'4"

**STANDARD EQUIPMENT****CONSTRUCTION**

- Design in accordance with European Directive requirements and according to CE certification
- ISO 12215 certified structure
- Balsa sandwich infusion hull
- Vacuum infused structural inner liner (Fabrics - resin) bonded to the hull
- Deck in glass fibre/balsa wood sandwich infusion, with non-slip "diamond point" surface
- Cast iron keel attached with bolts and bonded stainless steel backplate
- Twin rudders hung with stainless steel stock
- White coloured hull - Aluminium grey hull decoration
- 8 Hull portholes

DECK EQUIPMENT**RIGGING**

- Depending on version:
 - **Aluminium mast with in-mast furling** deck-stepped, 2 Aft swept spreaders
 - **Performance classical aluminium mast** deck-stepped (+ 1,80m / 5'11") 3 Aft swept spreaders
- Split backstay (Hydraulic optional extra)
- Single-strand rigging
- Anodised aluminium boom
- Harken blocks at mast foot
- Rigid boom vang with tackle
- 2 Stand-up blocks for mainsail sheet on mainsail cradle
- 1 Self-tacking jib track with traveller
- All lines brought back to the helm stations (except boom uphaul and Genoa halyard)
- Complete running rigging:
 - Mainsail halyard
 - Genoa halyard with on-mast tensioner
 - Boom topping lift with cleat on mast
 - Mainsheet
 - 1 Self-tacking jib sheet
- Mainsail furler and self-clinching jib furler on deck
- 7 Halyard clutches (1 triple to starboard, 2 doubles to port)
- Halyard covers
- 1 Flag halyard

WINCHES

- 1 Manual self-tailing winch to starboard (H50.2 STA)
- 1 Port side manual self-tailing winch (H50.2 STA)
- 1 Aluminium Speed Grip winch handle
- Stowage of which handles in dedicated space in rope bags

SAILS (INCIDENCES)

- Dacron furling mainsail with Natural UV protection
- Dacron self-tacking jib with Natural UV protection

MOORING LINES - MOORING

- Polyester bowsprit with integrated anchoring gear and bobstay with spinnaker chainplate (for Code 0 and asymmetric spinnaker)
- Self-draining chain locker, Clench bolt, Piston-driven cover
- Single roller stainless steel bow fitting
- 12 V - 1 500 W vertical electrical windlass - Remote control in mooring locker
- 6 Aluminium mooring cleats (Length: 40 cm / 1'4")
- Stainless steel chafing plate

SAIL LOCKER

Access through T70 deck hatch, Passage width: 0,65 x 0,65m / 2'2" x 2'2"

- Stainless steel ladder
- Shelving and stowage trays
- LED lighting
- 1 230V socket

SAFETY ON DECK

- 1 Stainless steel open pulpit
- 2 Stainless steel aft pulpits with integrated fairlead
- 1 Stainless steel aft central pulpit (Height: 960mm / 3'2")
- 4 Stainless steel handrails on coachroof (2 Genoa track)
- 1 Lifebuoy support bracket on aft pulpit
- Wooden flagstaff (1 m/3'3") with integrated support on deck
- Double guard lines and stainless steel stanchions (Height: 620mm / 2') - Side boarding gate on either side
- Emergency ladder on pushpit

COCKPIT

- Self-draining cockpit
- Teck decking
- 2 Sail lockers below cockpit seating
- 2 Stowage lockers behind the cockpit with stainless steel support for the fenders (650 x 390mm / 2'2" x 1'3")
- 1 Access hatch to tender garage
- 2 Cockpit tables on stainless steel fixed base, teak table top with 2 extension leaves, stainless steel cup holders on the ends with handrail function and 1 long handrail along its full length (electric base in trim)
- Natural solid wood slatted cockpit benches
- 2 Aft helmsman's seat with stowage, teak slats
- Side helm's seats, slatted teak
- Foldaway helmsman foot chock
- 2 Steering wheel consoles:
 - Stainless steel steering wheels with anthracite leather covering (diameter 900 mm/2'11") fixed on white, aluminium lacquered pedestal
 - Steering gear at the helm station
 - Stainless steel steering chain transmission system
 - Black lacquered stainless steel hand rail
- 1 Emergency tiller
- 1 Steering compass on port console
- Engine throttle and control panel on starboard
- 1 PPMA folding companionway door in the bottom of the cockpit - Sliding hatch made of PMMA
- Liferaft locker in front of the companionway (Space for 12 place liferaft: 0,96m x 0,59m x 0,40m / 3'2" x 1'11" x 1'4")
- Courtesy lighting (7 LED lighting points, warm white lighting)
- 2 Waterproof exterior speakers

SWIM PLATFORM / AFT TRANSOM

- Fully opening transom, convertible to bathing platform (2,61m x 0,93m / 8'7" x 3'1")
- 3 Folding access steps to the cockpit to starboard
- Electrically controlled opening on console
- Natural solid wood decking on swim platform
- 1 Stainless steel, removable bathing ladder with dedicated stowage in the cockpit

TENDER GARAGE

Accessible from the platform and from the cockpit
Can be used to house a Highfield UL240 type tender (2,48m x 1,69m x 0,80m / 8'2" x 5'7" x 2'7")

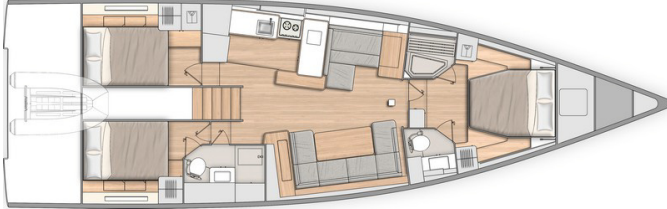
- 1 Touch-operated ceiling LEDs
- Tender launching system, available as an option
- 1 Cockpit shower with mixer tap in the tender garage



INTERIOR

- Alpi walnut woodwork and white lacquered wood (Partitions)
- Alpikord oak floorings
- Lounge Falcon Greige 160 fabric internal upholstery
- Mattresses in the cabins (HR foam 35 kg/m³, thickness 120 mm/5")
- Beige padded ceilings and Apli walnut in the central part of the saloon

Standard version: 3 cabins + 2 heads



COMPANIONWAY

Headroom: 2,00m / 6'7"

- Saloon companionway with 5 hanging steps in Alpikord oak, with non-slip coating, LED lighting below each step
- 2 Valencia Meteor encased stainless steel handrails

SALOON

Headroom: 2,00 - 1,97m / 6'7" - 6'6"

Starboard saloon:

- Long U-shaped bench seat:
 - seats made from HR40 foam
 - soft seating thanks to the memory material trim + padding
- Saloon table, wooden top, 2 fixed aluminium legs
- Storage under bench seats
- 1 Electrical panel to starboard incorporated into a piece of furniture for access to electrical connections
- 2 Portholes with integrated blind
- 2 Coachroof windows with pleated blinds including opening porthole with mosquito net
- 2 Opening deck hatches with mosquito screen/blinds
- Indirect LED lighting below the bench seat and the upper part of the portholes
- 1 Adjustable reading light
- 1 USB port dual port
- 1 230V socket
- Audio:
 - Fusion RA70N entertainment system
 - 2 Interior loudspeakers

Port side chart table:

- Table with storage- moulded wood fiddle - Laminated covering
- Long bench seat with back, chaise-longue function and seat with reclining part to match the list - Seat made from H35 foam + memory material + 2 trim padding
- 2 Portholes with integrated blind
- Storage under bench seats
- 1 Storage space along the hull + 1 Valet tray
- Indirect LED lighting on the upper part of the portholes
- 1 Adjustable reading light
- 1 230V socket, close to forward bulkhead
- 1 USB port dual port
- Pillar with beige cover

GALLEY - PORT

Headroom: 2,01m / 6'7"

- C-shaped galley
- Corian Glacier White work surface with Apli walnut moulded rails
- 1 1 rectangular stainless steel sink - 1 Mixer tap with hot/cold water under pressure
- 1 Gas cooker 3 burners - Stainless steel grill and oven swivels (17L) - Stainless steel protection handrail - Stowage below the oven with drop-down door
- 1 Stowage on work top with top opening (Space for optional 36 L stainless steel cool box, included in the Luxe trim level)
- 12 V 174 L fridge with integrated 16 L freezer (-18 °C), 1 Front opening door
- Fitted lockers and closed shelving
- 1 Bin (20L)
- 1 Base unit: 1 drawer on the side, 2 doors, 1 shelf
- Coachroof window with pleated blinds, including 2 opening portholes with mosquito net

OWNER'S CABIN

Headroom: 2,01 - 1,96m / 6'7" - 6'5"

- Central double bed (2,00m x 1,60m - 1,15m / 6'9" x 5'3" - 3'9") with Lounge Greige 160 fabric padded bedstead
- 1 Bed access sideboard
- 1 Chair on each side of bed with Lounge Greige 160 fabric
- 2 Shoe stowage beneath the bed
- 2 Hanger closets, with incorporated LED lighting
- 1 Central full-height unit with LED lighting: 4 drawers at the bottom, 1 door with 4 shelves, mirror inside the door
- 2 Night tables
- 2 Flexible and adjustable bedside lamps
- 1 T60 flush deck hatch with blind/mosquito net
- 2 Portholes with rigid sliding blind
- 1 230 V power socket on each side of the bed
- 1 dual port USB outlet on each side of the bed
- LED indirect lighting + Spot lighting

2 PRIVATE HEADS

To starboard:

Headroom: 1,92m / 6'4"

- 1 Manual toilet
- 1 80 L / 13 US Gal rigid holding tank
- Work top in Corian Glacier White
- 1 Integrated polyester basin - Mixer tap
- 1 Cabinet - Mirror
- Toilet accessories
- 1 Deck hatch with mosquito screen/blind
- LED indirect lighting + Spot lighting

to port:

Headroom: 1,97m / 6'6"

- Shower with seat and wooden shower base
- 2 Open stowage trays
- 1 Deck hatch with mosquito screen/blind
- LED indirect lighting



PORT AFT CABIN

Headroom: 1,92m / 6'4"

- 1 Double bed (2,04m x 1,40m / 6'8" x 4'7")
- 1 Hanging locker, 1 Cupboard with shelves, with incorporated LED lighting
- 2 Lockers with top opening along the hull
- 1 Bed access sideboard
- 1 Drawer under the bed
- 1 Large storage under the bed, top opening (location for air conditioning option)
- 1 Flexible, swivelling reading light at bedhead
- 1 Flexible and adjustable reading light on the hanging locker
- 1 USB port dual port
- 1 230V socket
- 1 Porthole with rigid sliding blind
- 1 Opening window with below cockpit seat with pleated blind
- 2 Opening windows on coaming with pleated blind (1 with the 3 heads version)

STARBOARD AFT CABIN

Headroom: 1,92m / 6'4"

- 1 Double bed (2,04m x 1,40m / 6'8" x 4'7")
- 1 Hanging locker, 2 lockers with top opening along the hull
- 1 Bed access sideboard
- 1 Drawer under the bed
- 1 Large storage under the bed, top opening (location for air conditioning option)
- 1 Flexible, swivelling reading light at bedhead
- 1 Flexible and adjustable reading light on the hanging locker
- 1 USB socket
- 1 230V socket
- 1 Porthole with rigid sliding blind
- 2 Opening windows with below cockpit seat with pleated blind
- 1 Opening window on coaming with pleated blind

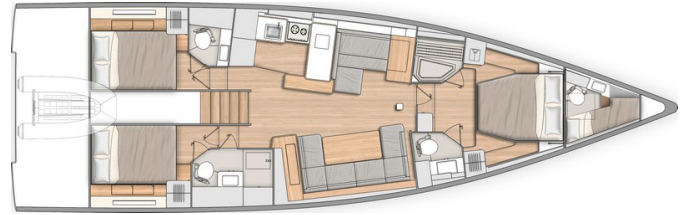
AFT STARBOARD HEAD COMPARTMENT

Headroom: 1,95m / 6'5"

Access from the saloon or the starboard aft cabin

- Separate shower - 1 Mixer tap - White polyester shower base
- Corian Glacier White work top with self-draining storage
- 1 Manual toilet
- 1 80 L / 21 US Gal rigid holding tank
- 1 Washbasin - 1 Mixer tap
- 1 Cabinet + Storage space under the basin
- 2 Mirrors
- Toilet accessories
- 1 Opening porthole on coaming in side window, opaque film, mosquito screen

3 cabins 3 heads version (Option)



This head stands between the galley and the after port cabin: single hanging locker and one opening porthole in the aft cabin

AFT PORT HEAD COMPARTMENT

Headroom: 2,03m / 6'8"

Access by the aft starboard cabin

- Polyester work top with integrated basin - 1 Mixer tap - 1 Shower - White polyester shower base
- 1 Manual toilet
- 1 50 L / 13 US Gal rigid holding tank
- 1 Bathroom cabinet 2 doors
- 1 Mirror above the washbasin
- Toilet accessories
- 1 Opening porthole on coaming in side window, opaque film, mosquito screen
- 1 Fixed window on coaming, opaque film



ENGINE

- Engine Yanmar Diesel:
 - 80 HP/80 HP, Sail Drive, Common Rail (standard)
 - 80 HP/80 HP, Sail Drive, Common Rail Dock & Go (Option)
 - 110 HP/110 HP, Propeller shaft, Common Rail (Option)
- Engine control at the starboard helm station - Control panel
- Engine compartment:
 - Soundproofing foam
 - Ventilation: 2 air intakes and 1 forced air outlets
 - Automatic LED lighting
- Engine data visible on the B&G screen
- 1 Alternator (12V / 125 Ah)
- 2 Rotomoulded diesel tank 2 x 200 L/2 x 53 US Gal (under aft berth port and starboard) - Electronic gauge - Low level alarm - 1 Deck filler
- Filters: Seawater - Diesel - Water separator
- Foldaway three-blade propeller
- 1 Engine access through companionway (opening with 2 gas struts)
- 2 Engine access through aft cabins

PLUMBING

- 1 Rotomoulded freshwater tank 380 L / 100 US Gal, under berth in forward cabin - 1 Deck filler
- 2 Rotomoulded freshwater tanks 2 x 150L / 2 x 40 US Gal, under saloon floor, port and starboard - 1 Deck filler
- Pressurised electric water pump - Expansion tank - Inline filter
- 40 L / 11 US Gal Electric water heater (engine use)
- 1 Rigid black water holding tank for each WC
- Electrical shower drain pumps
- 1 Electric bilge pump
- 1 Manual bilge pump
- Transfer valves easily accessible from the companionway

GAS

- 1 Box for 2 gas bottles in the anchor locker (Diameter: 0,28m / 11" x Height: 0,45m / 1'6")
- Regulator and safety tap
- Gas leak detector

ELECTRICITY

- 12 V electrical panel (Breaker, Voltmeter, Water gauge, Fuel gauge, Battery warning, Fuel warning, Water warning) + USB port dual port + Navicolor 3.5" screen
- Radio controlled wireless light switches (no battery) for lighting (excluding heads)
- **Ship Control technology** control numerous functions from the navigation screens (or from a tablet or smartphone using a dedicated app):
 - Anchoring and masthead navigation lights
 - Lighting of boom, spreaders (optional), underwater spotlights (optional)
 - Courtesy light in cockpit
 - Direct lighting
 - Deck searchlight
 - Inverter (Option)
 - Fridge
 - Water unit
 - Bilge pumps
 - Air conditioning (Option)
 - Generator (Option)
 - Audio
 - Monitoring of tanks
 - Battery monitoring
- 12V circuit
- 3 AGM service batteries (140 Ah)
- 1 AGM engine battery (100 Ah)
- Battery cut-off switch easily accessible from the companionway
- 1 Battery charger (60 Ah)
- 1 Power distributor
- 10 230V Sockets:
 - 2 in the forward cabin
 - 1 in the forward port head
 - 1 in the aft cabins
 - 1 in the saloon (Starboard)
 - 1 at chart table
 - 1 in galley
 - 1 in the engine compartment
 - 1 in the sail locker
- 6 Dual USB socket:
 - 2 in the forward cabin
 - 1 in the aft cabins
 - 1 on the electrical panel
 - 1 at chart table
- 1 Shore power socket 230 V, next to the helm station
- LED lighting:
 - Overhead lights, with dimmer
 - Reading lights
 - Indirect lighting, with dimmer
- LED navigation lights:
 - 1 Masthead light
 - 1 Steaming light
 - 1 Anchor light on masthead
- Deck searchlight (Halogen)
- Wire runs for option cables



TRIM LEVEL & PACKS

TRIM LEVEL

	CONFORT	LUXE
<ul style="list-style-type: none"> Coastal B&G Pack 1 Port electric Harken H50.2 STAEH rigging winch (in lieu of standard) Windlass control in cockpit with chain counter Tilting transom remote control Tunnel bow thruster + 4 Dedicated batteries (50 Amps - 12V) + 1 Battery charger (30 Amps - 24V) TECMA electric fresh water/sea water WC in the owner's head IBS sensor 2 Additional 140 ampères service batteries Additional 40 ampères battery charger Electrical engine control on the starboard console Mosquito nets for opening portholes Spring mattress in the owner's cabin (thickness: 180mm / 7") 	<ul style="list-style-type: none"> ■ ■ ■ ■ ■ ■ ■ ■ ■ ■ ■ ■ ■ ■ 	<ul style="list-style-type: none"> ■ ■ ■ ■ ■ ■ ■ ■ ■ ■ ■ ■ ■ ■
<ul style="list-style-type: none"> Offshore B&G Pack 2 Electrical bases for the cockpit tables for use as sundeck Cockpit table covers, Charcoal Grey Diamante Snow exterior cockpit upholstery: <ul style="list-style-type: none"> - seats and backs on the cockpit benches: Filter foam 80 mm/3" thickness (Density: 60F + 20S) - Helm seats: stainless steel backrest and upholstery on back - 2 Companionway sundecks with reclinable backs (ratchet system) - 2 Cushions for the cockpit tables for use as sun deck Quiet Flush fresh water/seawater electric WC in the aft starboard head 36 L cool box with access from the galley work top, stainless steel tank (temperature adjustable from +10 °C to -12 °C) 		<ul style="list-style-type: none"> ■ ■ ■ ■ ■ ■ ■ ■ ■ ■ ■ ■ ■ ■

ELECTRONICS PACKS: B&G

	COASTAL (included in the Confort trim level)	OFFSHORE (included in the Luxe trim level)
<ul style="list-style-type: none"> Port and starboard helm stations: <ul style="list-style-type: none"> - 1 12" Zeus³ wide wireless multi-function touchscreen (GPS, Chart plotter, Card reader - Navionics Silver cartography included) Windvane, Anemometer B&G Sensor (Log, Speedometer, Temperature) PC interface V90S VHF radio fixed to the chart table, AIS receiver function Windex Windvane Protective covers for helm & consoles (Charcoal Grey) 	<ul style="list-style-type: none"> ■ ■ ■ ■ ■ ■ ■ ■ 	<ul style="list-style-type: none"> ■ ■ ■ ■ ■ ■ ■ ■
<ul style="list-style-type: none"> Pilot B&G NAC3 WR10 Wireless autopilot remote control H50 wireless VHF set 		<ul style="list-style-type: none"> ■ ■ ■



RIGGING PACKS (Compatible with the 2 masts)

	DOWNWIND	UPWIND	DOWNWIND + UPWIND
• German System (Two-way mainsheet at the helm station + 2 additional clutches to starboard and 2 to port)	▪	▪	▪
• 2 Genoa winches (H60.2STA) + 1 Winch handle	▪	▪	▪
• Asymmetrical spinnaker rigging / Code 0	▪		▪
• Dacron genoa on furler		▪	▪
• Genoa sheet track on the coachroof + Genoa sheets		▪	▪

STAYSAIL RIGGING PACK (Compatible with the 2 masts)

- 1 Clutch to starboard
- 1 Wichard double chainplate on forward deck for removable forestay
- 1 Dyneema halyard sheave with block for staysail

HARKEN AST PACK (for mast with in-mast furling or classical mast, incompatible with the rigging packs)

- 1 Rewind Harken H46.2 STAEH AST electric winch - 12V
- 2 Rewind Harken H60.2 STAEH AST electric Genoa winch - 12V
- System Harken AST - 1 dedicated screen on the port console which can be used to activate 3 full functions for navigation until complete control:
 - Automatic sail adjustment
 - Assisted tacking changes
 - List limiter
- Emergency stop system on the port console + audible alarm
- Asymmetrical spinnaker rigging/Code 0
- Genoa sheet track on the coachroof + Genoa sheets
- Dacron genoa on furler

MOORING PACK

- Delta 32 kg/71 lbs anchor (galvanized steel) (stainless steel anchor upgrade as an option)
- Chain (Diameter: 12mm / 1/2" - Length: 85m / 279')
- Line (Diameter: 22mm / 7/8" - Length: 4m / 13'1")
- 6 Fenders:
 - 4 XL (Diameter: 300mm / 12" - Length: 880mm / 2'11")
 - 2 L (Diameter: 250mm / 10" - Length: 700mm / 2'4")
- 4 Moorings lines (Diameter: 18mm / 11/16" - Length: 15m / 49'3")

MOORING PACK (inflatable)

- Delta 32 kg/71 lbs anchor (galvanized steel)
- Chain (Diameter: 12mm / 1/2" - Length: 85m / 279')
- Line (Diameter: 22mm / 7/8" - Length: 4m / 13'1")
- 6 Fenders (Diameter: 360mm / 1'2" - Length: 1 200mm / 3'11")
- 4 Moorings lines (Diameter: 18mm / 11/16" - Length: 15m / 49'3")



BENETEAU

Oceanis Yacht 54

Provisional Specifications - Europe

OPTIONS

NAVIGATION ELECTRONICS: B&G

- 4G Radar (Halo 20+)
- Chart table: 12" Zeus³ wide wireless multi-function touchscreen
- Forward Scan Sensor (Forward underwater vision)
- AIS - NAIS 500

RIGGING - SAILS

- Furler/Boom V-shaped boom furler, grey lacquer
- Aluminium canoe boom, Sparcraft grey lacquer
- Hydranet mainsail
- Hydranet self-tacking jib (in place of the Dacron, standard)
- Genoa Hydranet (implies rigging pack)
- Code 0 with "Top Down" furling system
- Electric Genoa furler on deck

WINCHES

- 2 Electric Harken genoa sheet winches (H60.2 STAEH)
- 1 Harken starboard manoeuvre electric winch (H50.2 STAEH)

HULL - DECK - COCKPIT

- Pearl grey gel-coat (Hull & Bowsprit)
- Blue grey gel-coat (Hull & Bowsprit)
- Metallic hull paint (Hull - Aft transom - Gunwale - Bowsprit) *Solid wood slatted side decks option required*
- Retractable capstan (Bow)
- Coachroof sprayhood, Lexan rigid glazing, Charcoal Grey
- Cockpit bimini with LED lighting, Charcoal Grey
- Side sunshades for the cockpit bimini (Batyline)
- Cockpit bimini full enclosure (2 sides + aft), Charcoal Grey
- Diamante Snow sundeck for the forward deck, built-in cup holders (requires Luxe trim level)
- Dolce 51 cockpit upholstery replacing the Diamante Snow upholstery in the Luxe trim level
- Dolce 51 sundeck for the forward deck, built-in cup holders (requires Luxe trim level)
- Gas grill on the aft pulpit, removable
- LED lighting of spreaders
- Sunshade on foredeck, Charcoal Grey
- Retractable stern thruster
- Black or white composite steering wheels
- Stainless steel upgrade to replace the galvanized anchor in the mooring packs
- NOMEN galvanized aluminium retractable cleats (in lieu of standard)
- Accommodation ladder
- Outboard engine bracket, on the aft pulpit
- Polyester folding gangway (2,6m / 8'6")
- Electric inflator/deflator for tender and fenders (portable, battery-powered)
- Shore fresh water supply
- Cockpit shower, additional (hot/cold water)
- Tender launching system (folding ramp with roller for recovering the aft platform, 1 manual winch)
- Seawater/fresh water deck washing pump
- 3 Underwater lights (1 forward, 2 aft)
- Composite flagstaff 1,20 m/3'11" (in lieu of standard)

DOCK & GO VERSION

- Engine: YANMAR - Common Rail - Diesel
- Swiveling Sail Drive base
- Joystick
- Vessel Management Unit (VMU)
- Bow thruster
- Autopilot



INTERIOR EQUIPMENT

LAYOUT VERSIONS

- 3 cabins 2 heads version
- 3 cabins 3 heads version
- Skipper cabin replacing the sail locker of the foredeck: Access through T70 deck hatch, Stainless steel ladder, 1 Berth, Toilet, Washbasin, Shower, 1 USB port dual port

AMBIANCE

- Interior woodwork: Alpi oak 3 gloss + Alpikord oak floorings
- Internal upholstery according to colour chart: Fabrics, Leather, Nubuck, Ultraleather

MULTIMEDIA

- TV pre-assembly on lifting system, in the saloon
- TV pre-assembly, in the forward cabin (on bulkhead)
- Hifi APOLLO + Bose 2.1 speakers, in the saloon (in lieu of standard)

DOMESTIC APPLIANCES

- Dishwasher for 6 sets
- Built-in 22 L grill and microwave combined oven
- Wine cellar 23 bottles
- 3 kg washer dryer

ON BOARD COMFORT EQUIPMENT

- Spring mattress in the aft cabins (thickness: 160mm / 6")
- Double berth in saloon (Electric table pedestal + cushion)
- Generator (7,5 KVA, 230V, 50Hz)
- Watermaker (60 l/h / 16 US Gal/h)
- Air conditioning 44 000 BTU (+ Shore socket extension cord 15m / 49'3") - 32A
- Forced air heating fuel
- Safe, in the forward cabin
- 12V / 230V inverter - 2 000 VA
- Electric battery switch (connected to the Ship Control, controls powering on or shut-off of batteries remotely)
- Lithium battery replacing the AGM batteries - Weight saving: Approximately 170 kg / 375 lbs (requires Comfort trim level)
- Seawater electric pump, in galley