

10 How do I request a callback?

Ref: CORP-059-01 Version 1 7-Dec-20

Task: Request a callback from the + button

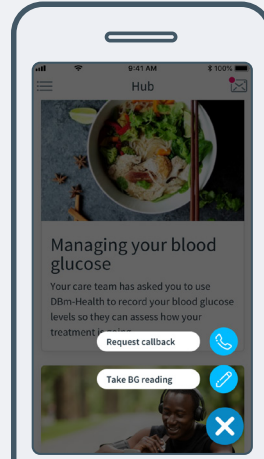
Previous actions taken: Activate DBm-Health app / Open the app

Step 1

In the **Hub** page, click on the **+** button in the bottom right hand side of the screen.

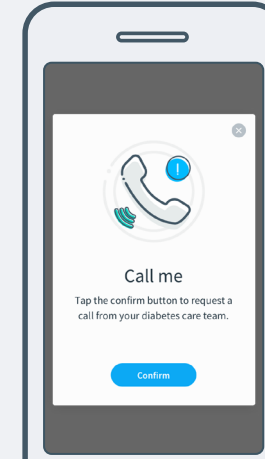
Step 2

Tap on **Request callback**.



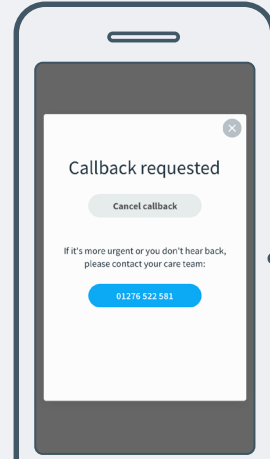
Step 3

A confirmation message will appear, tap **Confirm**.



Step 4

Tap **Cancel callback** to cancel the request. You will be asked to confirm your choice. Tap **Yes** to cancel or **No** to access the previous screen.

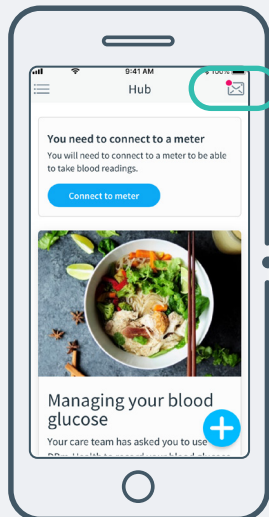


Task: Request a callback from an in-app message

Previous actions taken: Activate DBm-Health app / Open the app

Step 1

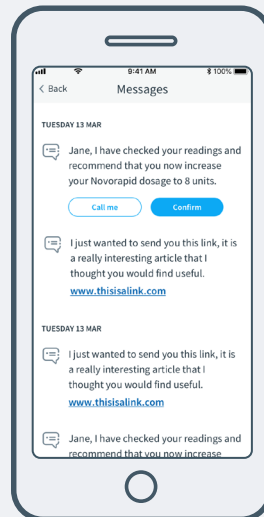
Access the messages screen by tapping on the **Envelope** icon in the top right-hand corner of the **Hub** screen.



Step 2

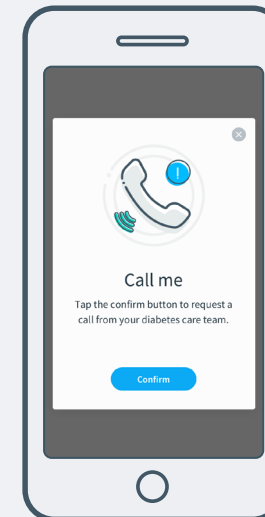
Click on the **Call me** option located next to a message.

If you started the process by mistake then tap **Back** at any point to go back to the Hub screen.



Step 3

A confirmation message will appear, tap **Confirm**.



Step 4

Tap **Cancel callback** to cancel the request. You will be asked to confirm your choice. Tap **Yes** to cancel or **No** to access the previous screen.

