

# 08 How do I edit a reading?

Ref: CORP-059-01 Version 1 7-Dec-20

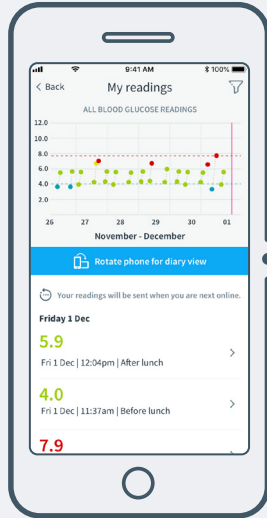
## Task: Edit readings you have recorded

Previous actions taken: Activate DBm-Health app / Open the app / Submit readings

### Step 1

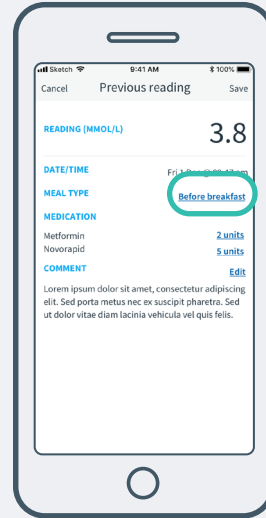
From the hub screen, tap on the **View readings** area.

Tap on the reading that you would like to edit.



### Step 2

If you would like to change the meal type, then click on the specified meal type.

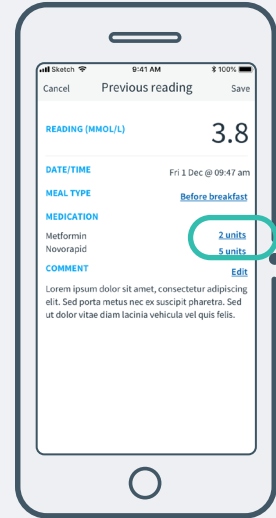


### Step 3

Change the meal type, then tap **Save**.

### Step 4

If you would like to change the medication dose, click on the actual dose of the medication.

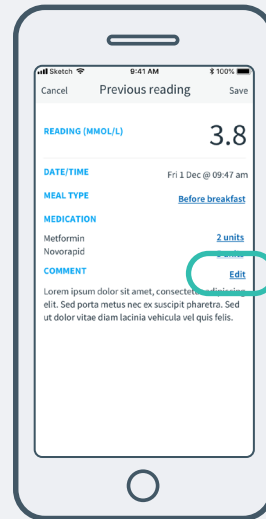


### Step 5

Correct the dose and then press **Save**.

### Step 6

If you would like to change the comment, then click on **Edit** next to the Comment section.



### Step 7

Make an edit to the comment and then tap **Save**.

### Step 8

If you started the process by mistake then click **Back** at any point to go back to your readings.