


04 How do I set up a blood glucose meter?

Ref: CORP-059-01 Version 1 7-Dec-20

Task: Set up a blood glucose meter for manual input**Previous actions taken:** Download the DBm-Health app / Open the app / Activate the app

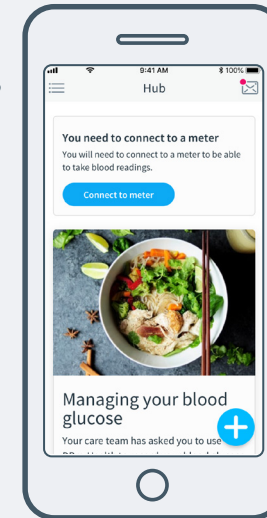
Step 1

If you have a blood glucose meter which **is not** the **AgaMatrix Jazz Wireless**, then you can submit readings manually.

Step 2

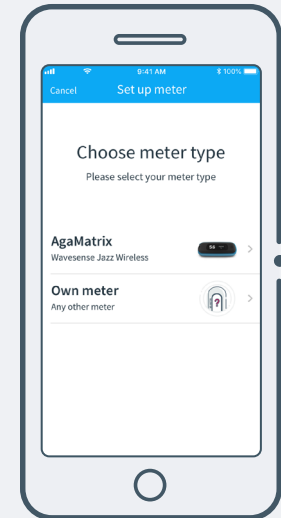
After activation, you can set up a meter.

Tap on the **Connect to a meter** button.



Step 3

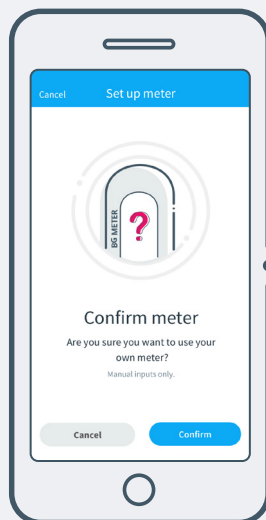
Select **Own meter** from the list presented.



Step 4

You will be asked if you are sure you want to use your own meter.

Tap **Confirm** if you want to set up your own meter or **Cancel** if you entered the process in error.



Step 5

You will then be able to submit readings manually only.

