

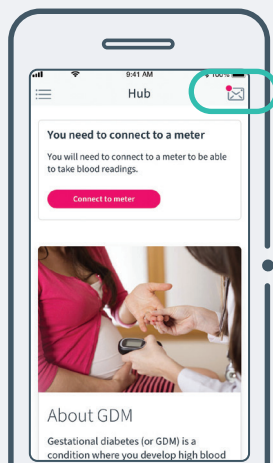
# 11 How do I view messages?

**Task:** View messages from your diabetes care team

**Previous actions taken:** Activate GDM-Health app / Open the app / Submit readings

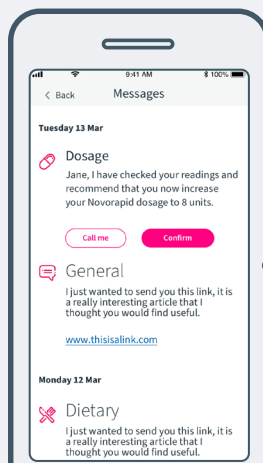
## Step 1

Click on the **Envelope** button on the top right-hand side of the **Hub** screen.



## Step 2

You will see any messages, which your diabetes care team has sent you.



## Step 3

There are 4 types of message:

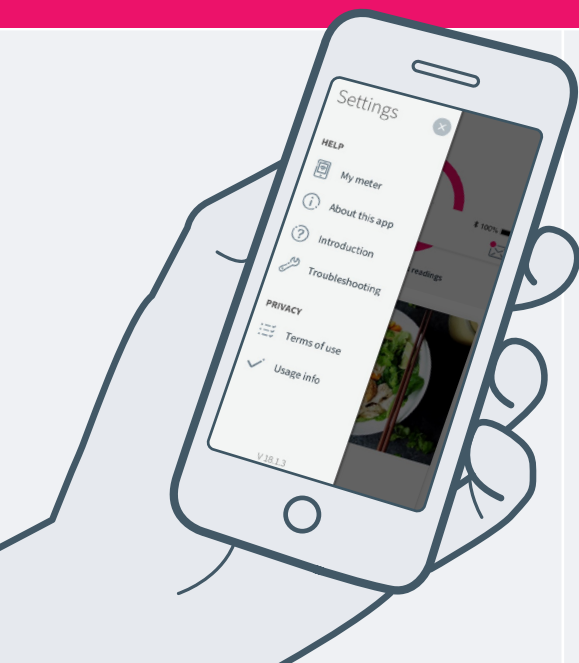
- **Medication** (dosage)
- **General**
- **Dietary**
- **Feedback**

## Step 4

If you receive a message from your diabetes care team, you will see an option to **Confirm**. This will send a message to your diabetes care team to inform them that you have read the message which they have sent. This only happens with a **Dosage** or **Medication** related message.

**Task:** Read additional information

**Previous actions taken:** Activate GDM-Health app / Open the app



## How do I reread terms and conditions?

From the **Hub** page click on the **Hamburger** menu.

Click on **Terms of use**.

You will be shown the Terms of Use.

## How do I read about troubleshooting?

From the **Hub** page click on the **Hamburger** menu.

Click on the **Troubleshooting** button.

You will see advice on how to fix common problems within the app.

## How do I learn more about the app?

From the **Hub** page click on the **Hamburger** menu.

Click on the **About this app** button.

You will be shown screens about how the app works.