

08 How do I edit a reading?

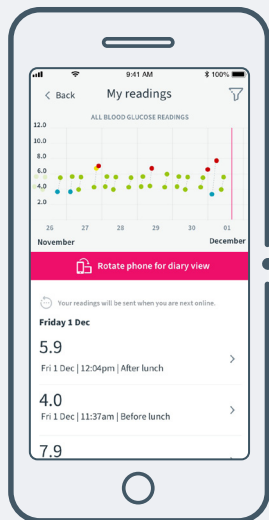
Task: Edit readings you have recorded

Previous actions taken: Activate GDM-Health app / Open the app / Submit readings

Step 1

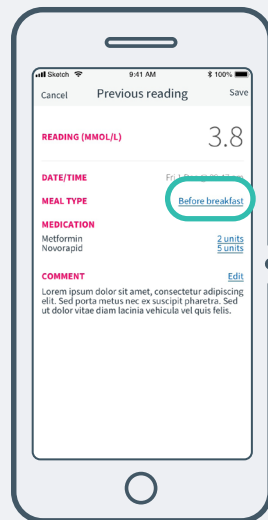
From the hub screen, tap on the **View readings** area.

Tap on the reading that you would like to edit.



Step 2

If you would like to change the meal type, then click on the specified meal type.

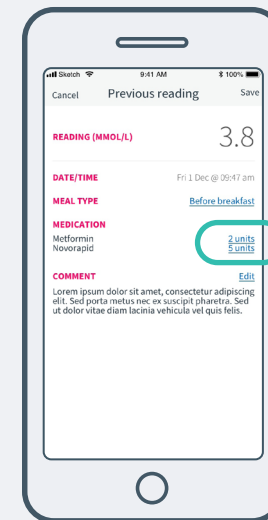


Step 3

Change the meal type, then tap **Save**.

Step 4

If you would like to change the medication dose, click on the actual dose of the medication.

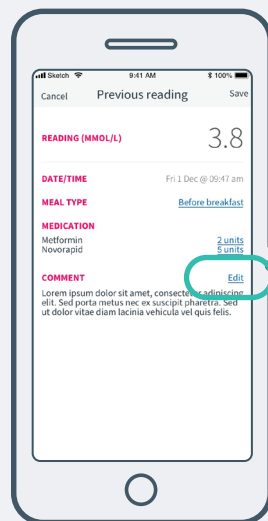


Step 5

Correct the dose and then press **Save**.

Step 6

If you would like to change the comment, then click on **Edit** next to the Comment section.



Step 7

Make an edit to the comment and then tap **Save**.

Step 8

If you started the process by mistake then click **Back** at any point to go back to your readings.