


# 04 How do I set up a blood glucose meter?

**Task:** Set up a blood glucose meter for manual input

**Previous actions taken:** Download the GDM-Health app / Open the app / Activate the app



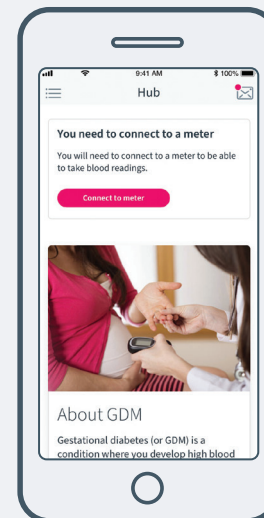
## Step 1

If you have a blood glucose meter which **is not** the **AgaMatrix Jazz Wireless**, then you can submit readings manually.

## Step 2

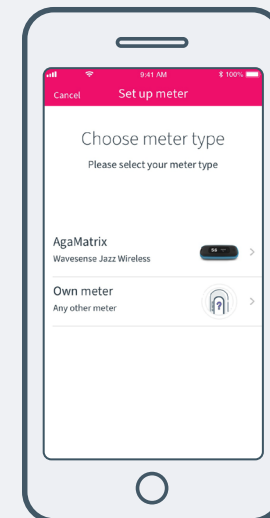
After activation, you can set up a meter.

Tap on the **Connect to a meter** button.



## Step 3

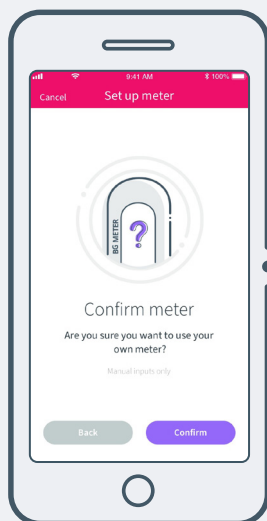
Select **Own meter** from the list presented.



## Step 4

You will be asked if you are sure you want to use your own meter.

Tap **Confirm** if you want to set up your own meter or **Back** if you entered the process in error.



## Step 5

You will then be able to submit readings manually only.

