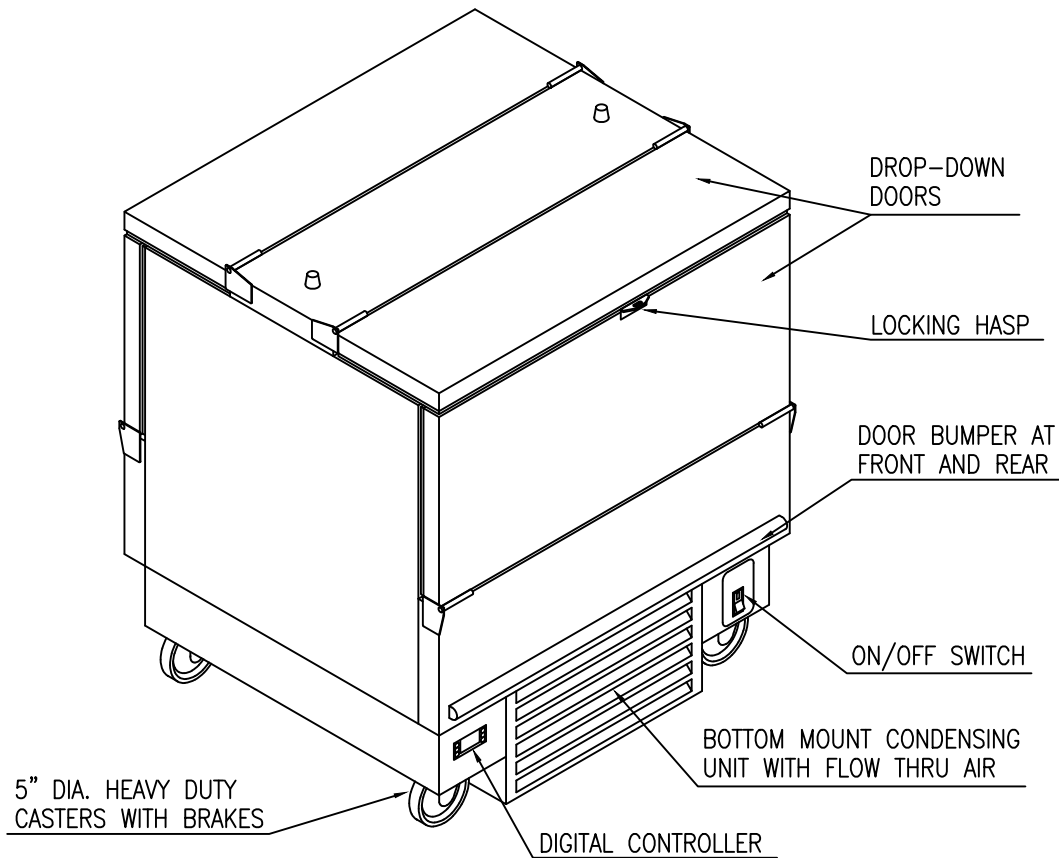


# MOD-U-SERVE

## DROP FRONT MILK COOLER

## DOUBLE SIDED



| MODEL   | LENGTH | WIDTH   | HEIGHT  | CAPACITY* | HP  | VOLTS | PHASE | AMPS | CORD/CAP   |
|---------|--------|---------|---------|-----------|-----|-------|-------|------|------------|
| MCT-DM1 | 34"    | 30 1/2" | 41 1/2" | 8 CASE    | 1/4 | 120   | 1     | 8.0A | NEMA 5-15P |
| MCT-DM2 | 49"    | 30 1/2" | 41 1/2" | 12 CASE   | 1/4 | 120   | 1     | 8.0A | NEMA 5-15P |
| MCT-DM3 | 64"    | 30 1/2" | 44 1/2" | 16 CASE   | 1/3 | 120   | 1     | 6.0A | NEMA 5-15P |

\* Capacity shown is for standard 13" x 13" x 11" cases

### STANDARD FEATURES

INTERIOR LINER: 18 gauge 304 stainless steel fully welded liner with breaker strip attachment to exterior panels.

EXTERIOR: 20 gauge 304 stainless steel.

DOORS: 20 gauge 304 stainless steel drop down doors w/ replaceable compression gaskets.

INSULATION: High pressure foamed in place 2" thick polyurethane.

ON/OFF SWITCH: Exterior mounted on/off switch for ease of use.

CONDENSING UNIT: R404A high temperature hermetically sealed unit with thermostatic adjustment.

CONDENSING UNIT HOUSING: Front and rear removable louver panels for flow thru air design.

DRAIN: 1" stainless steel nipple fully welded to interior liner with brass gate valve at exterior.

BUMPERS: Door bumpers provided at front and rear.

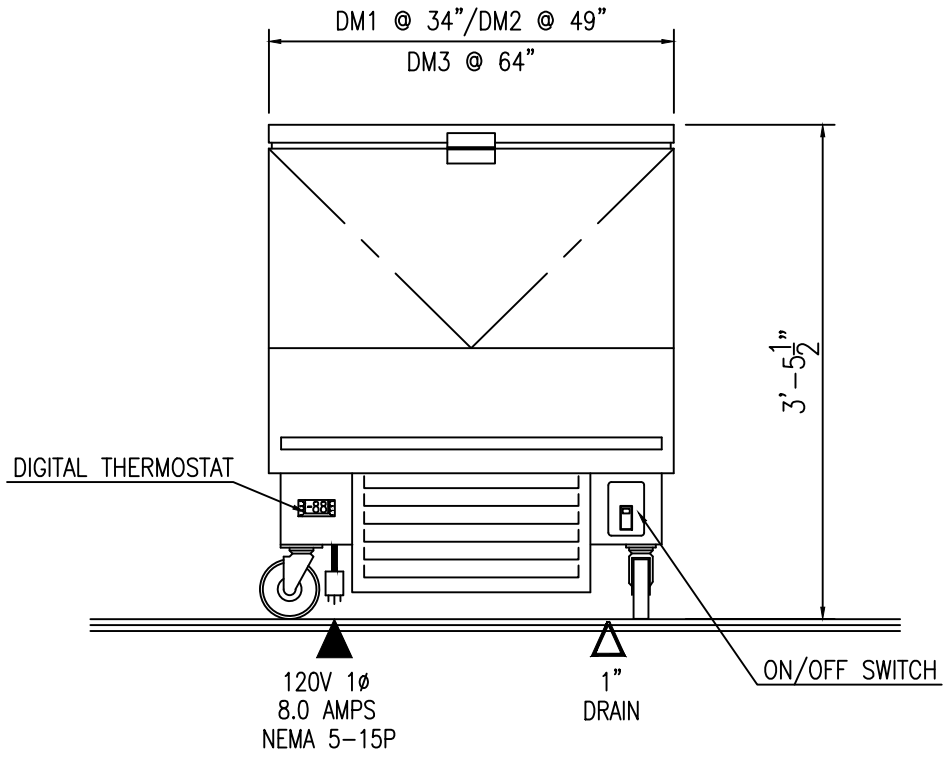
THERMOMETER: Unit complete with digital thermostat/controller.

CASTERS: Heavy duty 5" diameter plate casters with brakes.

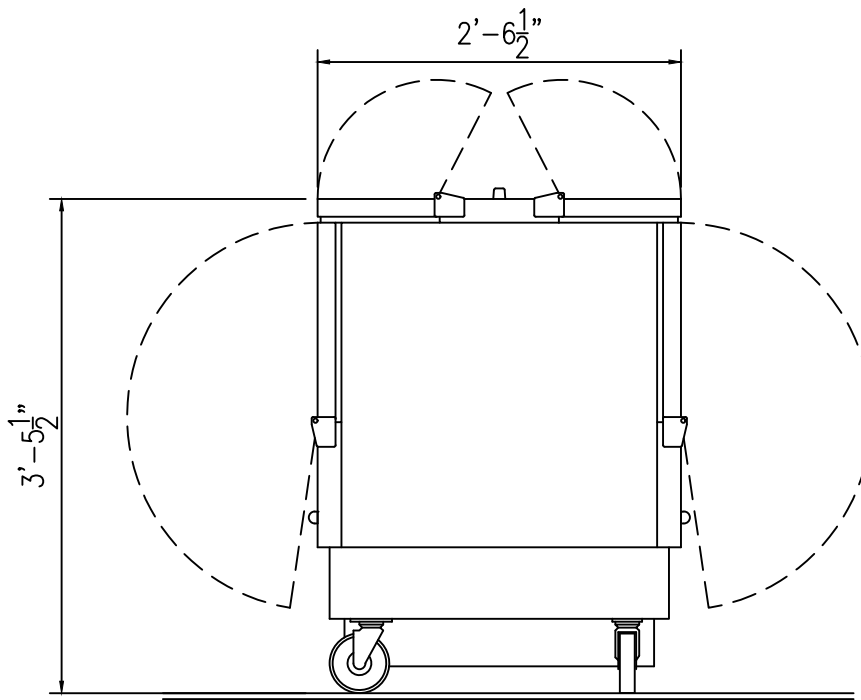
# MOD-U-SERVE

## DROP FRONT MILK COOLER

### DOUBLE SIDED



### FRONT VIEW



### END VIEW