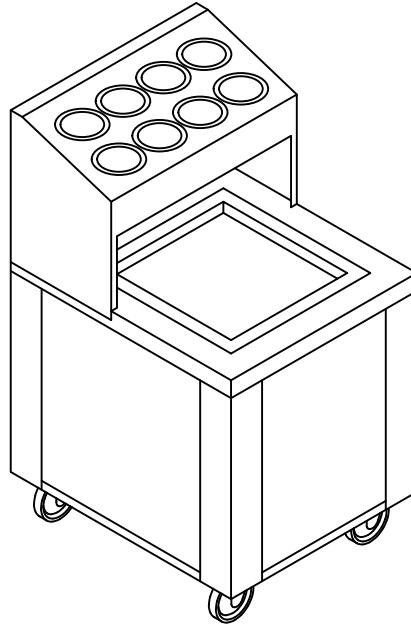


# MOD-U-SERVE

## MOBILE TRAY/SILVERWARE CART WITH LOWRATOR



<u>MODEL</u>	<u>LENGTH</u>	<u>WIDTH</u>	<u>HEIGHT</u>
MCT-T/S-2	24.0"	28.5"	40.0"

### STANDARD FEATURES

**FRAME:** Featuring all stainless steel construction utilizing 16 gauge formed one piece end panels, 18 gauge bottom channels and 1 1/4" square tubing top frame.

**CASTERS:** Heavy duty 5" diameter plate casters with swivel/brake casters at all corners.

**SIDE PANELS:** Removable plastic laminate panels on all sides.

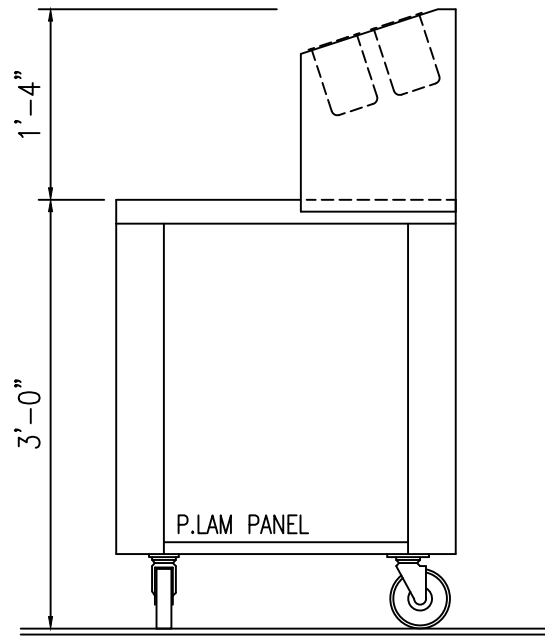
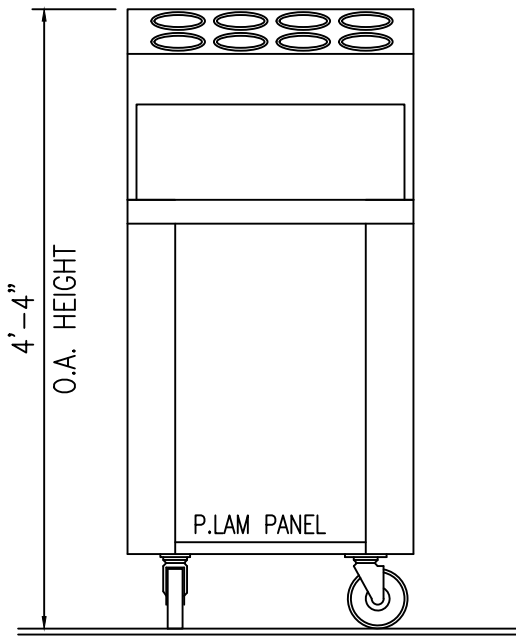
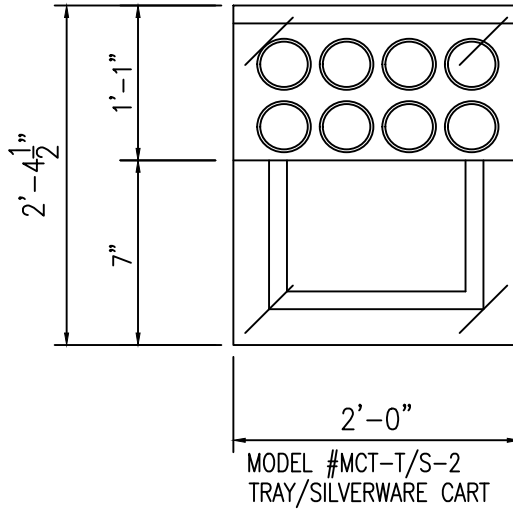
**SILVERWARE DISPENSER:** 16 gauge stainless steel sloped overhead-type silverware dispenser, enclosed on all four sides, and provided with openings for insertion of round silverware cylinders.

**LOWRATOR:** 16 gauge stainless steel self leveling mechanism lifts out for easy cleaning. Stainless steel adjustable extension springs to accomodate different weights.

**STAINLESS STEEL SPECIFICATION:** All stainless steel to be type 304 with number 3 finish.

# MOD-U-SERVE

## MOBILE TRAY/SILVERWARE CART WITH LOWRATOR



FILE: MCT-TS-2