

AUTEC

POWER *DOES IT 30 years and counting*

Autec Power Systems – Product Guide and Overview by Category

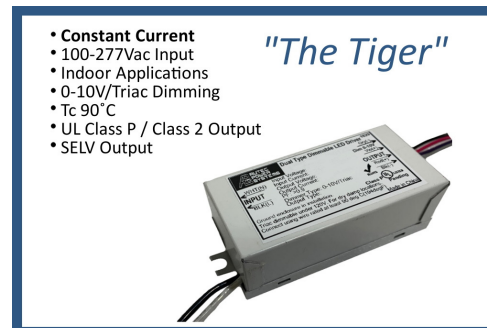



LED Drivers – Autec Product Technology Roadmap

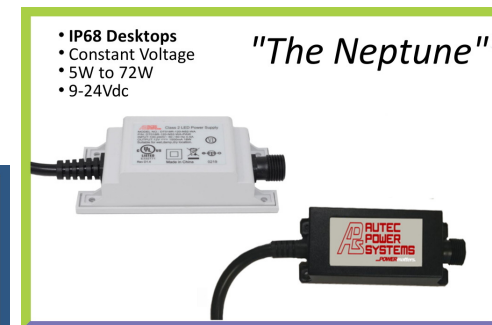
2



- 3-Bay driver enclosures
- 600W
- 680W
- 450W + 500W
- L9 Series (0-10/TRIAC)
- IP68 LED Drivers 10W-72W
- Made In Taiwan models



- Constant Current
- 100-277Vac Input
- Indoor Applications
- 0-10V/Triac Dimming
- Tc 90°C
- UL Class P / Class 2 Output
- SELV Output



- IP68 Desktops
- Constant Voltage
- 5W to 72W
- 9-24Vdc

“High Power” LED

3

- 600W / 680W / 1200W Power Ratings
- IP67
- 120-277Vac / 347-480Vac / 180-528Vac
- Programmable Output Current
- 0-10V Dimming
- Perfectly suited for horticulture (grow-light) applications



- **Constant Power/Voltage**
 - 120-277/347-480Vac Input
 - Dimming Options
 - Programmable Output
 - IP67
 - High Power
 - Horticultural Grow Applications
- "The Arbiter"*



- **Constant Power**
 - 120-277Vac
 - Programmable
 - Dimming Options
 - Dim-to-off
 - IP67
 - High Surge Voltage Bearing Capacity: 380Vac, 10S
- "The Max"*
L13WCX Series



- ❖ Industry's smallest case size
- ❖ Highest power density

- **Constant Voltage**
 - 120-277Vac Input
 - Indoor & Outdoor
 - OCP, SCP, OTP, and OVP
 - IP67
 - High Efficiency
 - High Power
- "The Rabbit"*



- **Constant Current**
 - 120-277Vac Input
 - Indoor & Outdoor
 - Dimming Options
 - IP67
 - High Efficiency
 - High Power
- "The Clover"*



- **Constant Current**
 - 347-480Vac Input
 - Indoor & Outdoor
 - Dimming Options
 - IP67
 - High Efficiency
 - High Power
- "The Horseshoe"*



AUTEC's New LN Series LED Drivers – Made In Taiwan – Tariff Relief

4

- Constant Voltage
- 347Vac Input
- Indoor & Outdoor
- 3-1 Dimming
- 0-10V, PWM, Resistance Dimming
- IP65
- UL Class 2 Output

"The Admiral"



MADE IN TAIWAN

- Constant Voltage
- 347Vac Input
- Indoor & Outdoor
- IP65
- UL Class 2 Output
- 2KV Surge Rating

"The Aft"



- Constant Current
- 347Vac Input
- Indoor & Outdoor
- 3-1 Dimming
- Programmable
- IP64, IP30
- UL Class 2 Output

"The Auxiliary"



- Constant Voltage
- 120-277Vac Input
- Indoor & Outdoor
- Non-Dimming
- IP65
- UL Class 2 Output
- Surge Rating 2kv

"The Napoleon"



- Constant Voltage
- 120-277Vac Input
- Indoor & Outdoor
- 3-1 Dimming
- 0-10V, PWM, Resistance Dimming
- IP65
- UL Class 2 Output

"The Nautilus"



See our full line at www.autec.com

LED Drivers / Wall Mount & Desktops / Emergency / Surge Protection

5



- UL LISTED, Class P, TYPE HL/TL
- Constant Current & Constant Voltage models
- Wide input voltage (90-305Vac / 100-277Vac)
- High input voltage (180-528Vac)
- AC-DC and DC-DC models (5W-1220W)
- Multiple case types (Linear / Saucer / J-Box)

- High Power models (600W-1220W)
- Programmable; Digital / Bluetooth / Zigbee
- Dim-Off / 0-10V / TRIAC / DALI / PWM / Timer
- High-efficiency / High-reliability
- Indoor & Outdoor models (IP67 / IP66 / IP20)
- LED Emergency Power / Surge Protector

LED Drivers – Case Types

6

Multiple Case Types

- Constant Current *"The Philosopher"*
- 120-277Vac Input
- 0-10V Dimming
- Dimming Range 5-100%
- Flicker Free
- UL Class P
- Indoor Applications



- Constant Current *"The Lady"*
- 180-528Vac Input
- Indoor & Outdoor
- Adjustable output current
- Dimming options
- IP65



- Constant Current *"The Linear"*
- 120-277Vac Input
- Indoor
- Programmable output current
- Dimming options
- UL Class P, Type HL
- Variety of case options



- J-Box
- Saucer
- Linear (White)
- Plastic
- Steel (Black)
- Aluminum

- Panel Mount
- Stud Mount
- Bottom Wiring
- Out-leaded
- Retrofit ready

- UL Listed Class-P
- Type HL/TL
- IP67 / IP66 / IP65
- IP55
- IP20

- Constant Current *"The Reveler"*
- 120-277 & 347Vac Input
- Indoor & Outdoor
- 3-wire Dimming available
- IP20 & IP66
- Variety of case options
- UL Class P, Type HL



- Constant Current *"Leafy"*
- 90-305Vac Input
- Indoor & Outdoor
- Programmable output current
- Dimming options
- UL, Class P, Type HL/TL
- IP67



- 3-wire dimming
- IP66
- UL Class 2

"The Reveler"



- Metal case
- UL Class P, Type HL, Class 2
- IP20 *"The Reveler"*



LED Drivers – High Power

680W

7


"Road Warrior"

- Constant Current
- 180-528Vac Input
- Indoor & Outdoor
- Programmable output current
- Dimming options
- UL, Class P, Type HL/TL
- IP67




"The Monster"

- Constant Voltage
- 108-305Vac Input
- Indoor & Outdoor
- Digital programming
- Dimming options
- IP67
- High Power



"The Behemoth"

- Constant Voltage
- 305-660Vac Input
- Indoor & Outdoor
- Digital programming
- Dimming options
- IP67
- High Power




- UL LISTED, Class P, TYPE HL/TL, IP67
- Constant Current / Constant Voltage
- High input voltage(180-528Vac / 305-660Vac)
- Wide input voltage(108-305Vac)
- 600W-1220W Power Rating
- Digital Programming and Set output current

- Applications**
- Horticulture grow lights
 - Fishing lights
 - Parking structure lighting
 - Architectural lighting

"The High Note"

- Constant Voltage
- 90-305Vac Input
- Indoor & Outdoor
- IP54 & IP67
- High Power
- Variety of case options
- UL Class 2



"The Beast"

- Constant Current
- 305-660Vac Input
- Indoor & Outdoor
- Digital programming
- Dimming options
- IP67
- High Power



"The Creature"

- Constant Current
- 108-305Vac Input
- Indoor & Outdoor
- Programmable output current
- Dimming options
- IP67
- UL Class 2, High Power



LED Drivers – Programmable

8

- Constant Current
- 108-305Vac Input
- Indoor & Outdoor
- Programmable output current
- Dimming options
- IP67 & IP20
- Bottom Wiring-Out-Leaded

"The Critter"




- Constant Power
- 120-277Vac Input
- Dimming Options
- Programming Options
- Indoor & Outdoor Applications
- UL Class P, Type HL, Type TL Class 2
- Junction Box Option

"The Revolution"



- Constant Current
- 10-40Vdc Input
- Indoor & Outdoor
- Field Programmable with IR Port
- Solar Powered Charger
- 12V or 24V battery charging
- IP67
- DC-DC Driver

"The Diamond"



- Programmable using Near Field Communication Digital Controller
- Digital Programming with external module and software
- Set Output Current for multiple luminaires & variety of applications
- Reduce # of SKU's with Autec Programmable models!
- Set Dimming options; Dim-Off / 0-10V / Timer

- Constant Voltage
- 90-305Vac Input
- Indoor & Outdoor
- Dimming options
- UL, Class P, Type HL/TL
- IP67

"Green Leaf"



- Constant Current
- 90-305Vac Input
- Indoor & Outdoor
- Programming options
- Dimming options
- IP67
- Variety of case options

"The Striker"



- Constant Current
- 120-277Vac Input
- Indoor
- Programmable output current
- Dimming options
- UL Class P, Type HL
- Variety of case options

"The Linear"



LED Drivers – Dimming

9

- Constant Current
- 120Vac Input
- Indoor & Outdoor
- Triac Dimming
- IP20 & IP67
- UL Class 2
- Variety of case options

"T-Party"



- Constant Voltage
- 90-305Vac Input
- Indoor & Outdoor
- Dimming: 0-10V
- IP54 & IP66
- Variety of case options
- UL Class 2

"The Vampire"



- Constant Current
- Hybrid Dimming
- Indoor & Outdoor
- 90-305 & 108-132Vac Input
- IP20 & IP66
- DIP Switch
- UL Class 2

"The Lil' Dipper"



- Dim-Off
- 0-10V (10-100%)
- TRIAC / ELV
- PWM
- Timer
- DALI

Our LED Drivers are ***"FLICKER-FREE"*** and are compatible with the most common commercial dimmers.

Protocols

- near field communication
 - Bluetooth (BLE)
 - Zigbee

- Constant Current
- 90-305Vac Input
- Indoor & Outdoor
- Programming options
- Dimming options
- IP67
- Variety of case options

"The Striker"



- Constant Current
- 180-528Vac Input
- Indoor & Outdoor
- Programmable output current
- Dimming options
- UL, Class P, Type HL/TL
- IP67

"Road Warrior"



- Constant Current
- 90-305Vac Input
- Indoor & Outdoor
- Triac/ELV Dimming
- IP64
- DIP switch available
- UL Class 2

"The T-Cup"



AUTEC PRODUCT TECHNOLOGY ROADMAP

10

"SPJ M110"



"SP250"



"MP650T"



- High Power Density PSU
- 85-300Vac Input Models
- 208-530Vac Input Models
- High Efficiency Models
- 6KA Lightning Protection
- Digital Control
- IP20

"The Dynamic"



Specially designed for telecom, network access, and data center applications.

- 5G Cell Tower – Base Stations
- Cost Competitive, Chassis Enclosed Power Supply 1kW Range
- 250W Open-Frame Convection Cooled 3x5 Footprint
- High Power 1kW-16kW, fan cooled & liquid cooled options, single phase (1-P) and three phase (3-P)
- Telecom/Datacom MP650T

"Autec UltraPower"



5kW-15kW
0-200Vdc output
Rackmountable
480Vac/3-P/4-Wire Input

Forced Air &
Liquid Cooled
Designs!!

1kW-5kW
0-200Vdc output
Rackmountable
208Vac/3-P

"Autec UltraPower"



15kW-50kW
0-200Vdc output
Rackmountable
480Vac/3-P/4-Wire Input
Forced Air & Liquid Cooled Designs

Power Supplies - AUTECH'S INDUSTRIAL POWER SOLUTIONS

11

- AC-DC Modular Power Supply
- Input Voltage 90-264Vac
- Configurable outputs
- User and Field Configurable
- 3"x5" & 6"x6" Form Factor
- Accurate Current Sharing
- High Power

"The Helios"



- DC-DC Half Brick
- Wide Input Voltage Range
- Input-Output Isolated
- PCB Board In-line Installation
- High Reliability
- Heatsink Optional

"The Adobe"



"MP650T"



- Industrial Adapter
- 100-240Vac Input
- AC Inlets C6, C8, C14
- Efficiency Level VI
- Variety of DC Connectors
- Dual Output

"The Astroid"



Types & Form Factors

- AC-DC Modular (3x5 / 6x6)
- DC-DC Brick (Full / Half brick)
- Desktop Adapters
- DIN Rail Mount (AC-DC & DC-DC)
- Enclosed
- Open-Frame / PCB Mount
 - Compact/low-profile
 - 2x3 / 2x4 / 3x5 / 4x6 / 4x7
- Wall Mount Adapters
 - Space-saving designs

Safety & Certifications

- UL/cUL/IEC 623681-1
- CE Certified / Level VI
- All Major Safety Approvals

Features & Options

- Wide Input Voltage (90-264Vac)
- USB-C Models
- Class I and II
- Efficiency to 94%
- High Power models available
- Field Configurable models
- Variety of AC Inlets (US & Int'l)
- Customized output connectors

Check our website for the latest product releases!

- DC-DC DIN Rail Mount Power Supply

- Input Voltage 9-36Vdc

"The Director"

- Low Profile
- LED Indicator for DC Power On
- LED Indicator for DC Power Low
- SCP, OVP and Overload Protection



- Enclosed Power Supply Unit

- Input Voltage 90-264Vac

- High Reliability
- Built-in Cooling Fan
- High Power
- Built-in Remote Sense Function

"The Cage"



- Open-Frame Power Supply

- Input Voltage 90-264Vac


- 2"x4" & 3"x5" Form Factor

- Range of Output Voltages 3.3V-56V

- Molex

- Remote Sense

"The Sparrow"



- Industrial Wall Mount
- 100-240Vac Input
- Efficiency Level VI
- Variety of Output Connectors
- Interchangeable Blades
- UL, CE, FCC Certified

"The Wallie"



AUTECH
POWER
SYSTEMS
...POWER matters.

Power Supplies – **Specialty High Power & AutecFLEX**

1

**High Power
AutecFlex
POWER**



- 600W – 3.2kW models
- Single-Chassis
- AC-DC or DC-DC models
- Configurable Cabinet
- Up to 20kW
- Redundant, Current-share models

U.S. Design Engineering Team
High-Power Design Experts
Hot Swap
Active PFC
High-Efficiency (89% typical)
Convection cooled
User or Field-adjustable output
CV or CC models
3-Phase Input Available
REMOTE ON-OFF / REMOTE SENSE
Protections: OVP / OCP / OTP / SCP /
Fan Failure
Programmable Output Voltage & Current
Suitable to your space and power requirements
Scalable for multiple chassis

**AutecFlex
POWER**

Applications:
Cloud Computing
Telecom
Power Distribution
Industrial and Automation
Robotics
Medical



Cold-Plate Technology

High Power DC-DC Converters & Cold-Plate Technology

- 75W-600W & 1kW to 5kW models
- "Half brick & Full brick" models
- Effective Thermal Management
- Universal Input
- Programmable Vout: 75-110%
- High power density
- High-Efficiency (up to 94%)

Compatible w/ most common PFC module
mfrs pinouts
Fully-Enclosed Quarter, Half and Full-Brick
form factors available
Remote ON-OFF
Input UVP/OVP
Output OVP
Can be Paralleled
Ruggedized for Harsh-Environments
UL 60950 Certification
CE Marked

Applications:
Aerospace
COTS/Mil-Spec
Datacenter
HEVs
Industrial
Portable battery-charging
Solar
Telecom

**Specialty
High
Power**



- DC-DC Full Brick Power Supply
- Input Voltage 36-72Vdc
- Cold Plate Technology
- Aluminum Base Plate
- PCB Board In-line Type
- High Efficiency (90% Typ.)
- High Power

**AUTEC
POWER
SYSTEMS**
...POWERmatters.


Power Supplies - AUTECS MEDICAL GRADE PRODUCTS

13

Medical AC-DC Modular Power Supply

- Input Voltage 90-264Vac
- Configurable outputs
- User and Field Configurable
- 3"x5" & 6"x6" Form Factor
- Accurate Current Sharing
- High Power


"The Cure"



Medical Open-Frame Power Supply

- Input Voltage 90-264Vac
- Configurable output
- Remote Voltage & Current Programming
- 4"x7" Form Factor
- Accurate Current Sharing
- High Power

"The Hospital"



Medical Open-Frame Power Supply

- Input Voltage 90-264Vac
- Variety of Form Factors
- Class I & Class II Options
- Molex & Terminal Screws
- Single to Multiple Outputs
- High Power

"The Spell"



Types & Form Factors

- AC-DC Modular
- Desktop Adapters
- Enclosed
- Open-Frame
 - Compact/low-profile
 - 2x3 / 2x4 / 3x5 / 4x6 / 4x7
- Wall Mount Adapters
 - Space-saving designs

Safety & Certifications

- Medical-grade safety certified
- UL/cUL/IEC 60601-1 (latest ed.)
- MOOP II / 2 x MOPP
- CE Certified
- Level VI Efficiency

Features & Options

- Wide Input Voltage (90-264Vac)
- USB-C Models
- Class I and II
- Efficiency to 94%
- High Power models available
- Field Configurable models
- Variety of AC Inlets (US & Int'l)
- Customized output connectors

Check our website for the latest product releases!

Open-Frame Power Supply

- Input Voltage 90-264Vac
- 2"x4" Form Factor
- Industrial & Medical Grade
- Custom Designs
- 2xMOPP

"Nightingale"



Medical Grade Adapter

- 100-240Vac Input
- AC Inlets C6, C8, C14, C18
- Efficiency Level VI
- 2 x MOPP
- Variety of DC Connectors
- CE Certified

"The Doctor"



Medical Wall Mount

- 100-240Vac Input
- Efficiency Level VI
- 2 x MOPP
- Variety of Output Connectors
- Interchangeable Blades
- Space Saver Design Available

"The Healer"



Medical
Power
Supplies



AUTECS
POWER
SYSTEMS
...POWER matters.

Power Supplies - **Wall Mount & Desktop Adapters** (Medical & Ind'l)

14

**Wall mount
Power
Supplies**

- **USB-C Wall Mount**
- 100-240Vac Input
- Efficiency Level VI
- USB-C Output Connector
- Quick Charge 3rd Edition
- Power Delivery 2nd Edition
- Flipping A/C Input Plug

"The Crush"



- **USB Inlet Industrial Wall Mount**
- 100-240Vac Input
- Efficiency Level VI
- Interchangeable Blades
- Space Saver Design
- UL/cUL, LVD, CE

"The Dash"



- **Industrial Adapter**
- 100-240Vac Input
- AC Inlets C6, C8, C14
- Efficiency Level VI
- Variety of DC Connectors
- UL, cUL, CE Certified

"The Blazar"



**Desktop
Power
Supplies**

- **IEC 62368-1 Safety Certification**
- **Medical-grade Safety Certified (2 x MOPP)**
- **All Major Safety Standards**
- **USB-C Models**
- **CE certified / Level VI Efficiency**
- **Variety of AC Inlets (US & Int'l)**
- **Customized output connectors**
- **5W-600W models**
- **Single and Dual-output models**

Check our website for the latest product releases!

- **Industrial Adapter**
- 100-240Vac Input
- AC Inlets C6, C8, C14, C18
- Efficiency Level VI
- Variety of DC Connectors
- CE Certified

"The Stellar"



- **USB-C Desktop Adapter**
- 100-240Vac Input
- AC Inlets C6, C8
- Efficiency Level VI
- Power Delivery 2nd Edition
- Variety of DC Connectors
- CE Certified

"The Cosmic"



.XXX-USBC Series

- **Medical Wall Mount**
- 100-240Vac Input
- Efficiency Level VI
- 2 x MOPP
- Variety of Output Connectors
- Interchangeable Blades
- Space Saver Design Available

"The Healer"



- **Medical Grade Adapter**
- 100-240Vac Input
- AC Inlets C6, C8, C14, C18
- Efficiency Level VI
- 2 x MOPP
- Variety of DC Connectors
- CE Certified

"The Doctor"



**APRUTEC
POWER
SYSTEMS**
...POWERmatters.

Autec - Batteries and Custom Battery Packs

15



Battery Products

- Single Cell
- Multiple Cells
- Custom Pack Configurations
- Batteries, Chargers and Accessories

Features

- Various Chemistries to choose
- Latest PCM Controls
- High-capacity
- High-durability and reliability
- High-quality

**** Design Support Available ****



Applications:

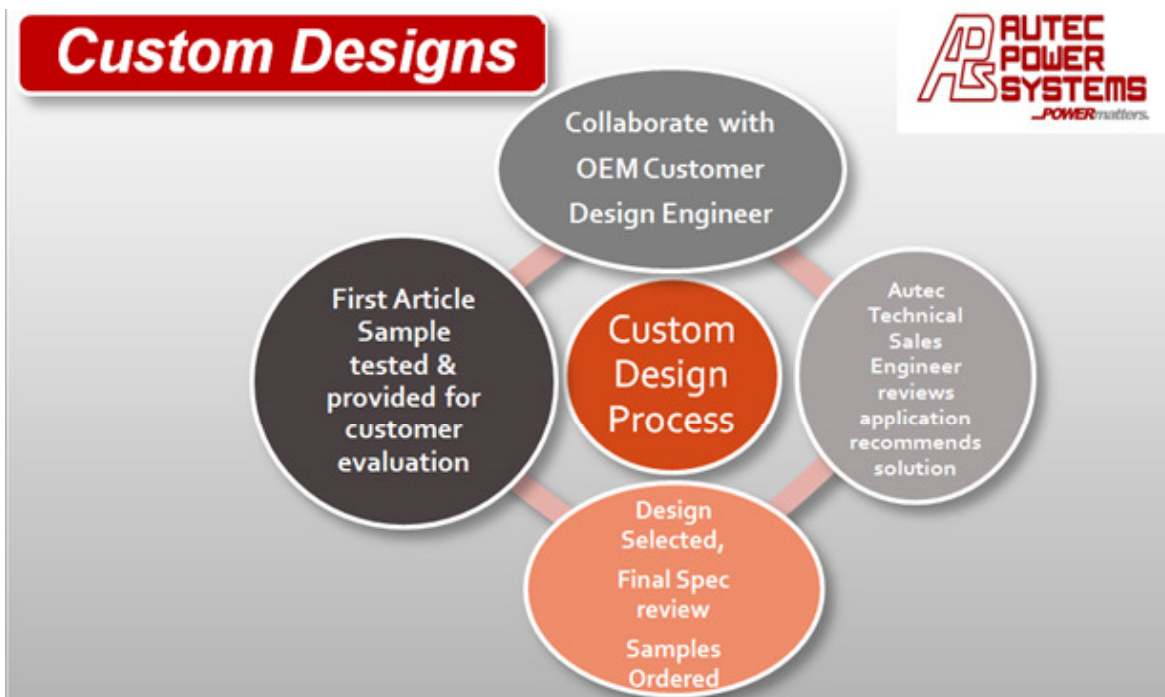
Aerospace
Industrial
Material Handling
Medical
Military
Mobile
Portable backup
Stationary

Custom Design Applications Support

16

Contact John Duah
for any technical
questions or custom
applications.

JohnD@autec.com



Go to www.autec.com for more info and all of our available products!



AUTEC CORE POWER PRODUCTS

MEDICAL & INDUSTRIAL POWER

Types & Form Factors

- AC-DC Modular
- Desktop Adapters
- Enclosed
- Open-Frame
 - Compact/low-profile
 - 2x3 / 2x4 / 3x5 / 4x6 / 4x7
- Wall Mount Adapters
 - Space-saving designs

Safety & Certifications

- Medical-grade safety certified
- UL/cUL/IEC 60601-1 (latest ed.)
- MOOP II / 2 x MOPP
- CE Certified
- Level VI Efficiency

Features & Options

- Wide Input Voltage (90-264Vac)
- USB-C Models
- Class I and II
- Efficiency to 94%
- High Power models available
- Field Configurable models
- Variety of AC Inlets (US & Int'l)
- Customized output connectors

WALL MOUNTS & DESKTOP

- IEC 62368-1 Safety Certification
- Medical-grade Safety Certified (2 x MOPP)
- All Major Safety Standards
- USB-C Models
- CE certified / Level VI Efficiency
- Variety of AC Inlets (US & Int'l)
- Customized output connectors
- 5W-600W models
- Single and Dual-output models

SPECIALTY HIGH POWER

- Cold Plate Technology
- 600W+ - 5kW+

BATTERIES & BATTERY PACKS

- Single Cell & Multiple Cells
- Custom Pack Configurations
- Batteries, Chargers, & Accessories
- Various chemistries to choose
- Latest PCM Controls
- High Capacity
- High Durability & Reliability



AUTEC LED DRIVERS

MODEL FEATURES & BENEFITS

- UL LISTED, Class P, TYPE HL/TL
- Constant Current & Constant Voltage models
- Wide input voltage (90-305Vac / 100-277Vac)
- High input voltage (180-528Vac)
- AC-DC and DC-DC models (5W-1220W)
- Multiple case types (Linear / Saucer / J-Box)
- High Power models (600W-1220W)
- Programmable; Digital / Bluetooth / Zigbee
- Dim-Off / 0-10V / TRIAC / DALI / PWM / Timer
- High-efficiency / High-reliability
- Indoor & Outdoor models (IP67 / IP66 / IP20)
- LED Emergency Power / Surge Protector
- HORTICULTURAL applications available!

WALLMOUNT & DESKTOPS

- IEC 62368-1 Safety Certification
- All Major Safety Standards
- USB-C Models
- Level VI Efficiency
- Variety of AC Inlets (US & Int'l)
- Customized output connectors
- Indoor & Outdoor applications

PROGRAMMING OPTIONS

- Programmable using Near Field Communication Digital Controller
- Digital Programming with external module and software
- Set of output current for multiple luminaires & variety of applications
- Set Dimming options; Dim-Off/0-10V/Timer
- WiFi and Desktop/App monitoring and control

