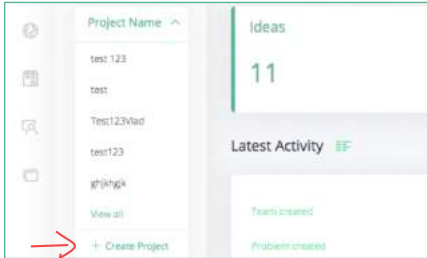


# LEMONADE STAND WALKTHROUGH

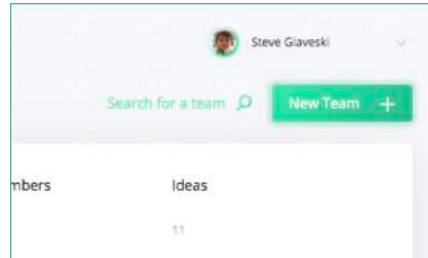
## STEP ONE

### CREATE A PROJECT



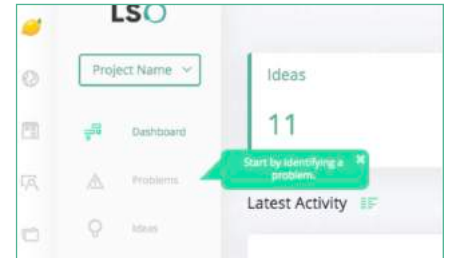
## STEP TWO

### INVITE TEAM MEMBERS



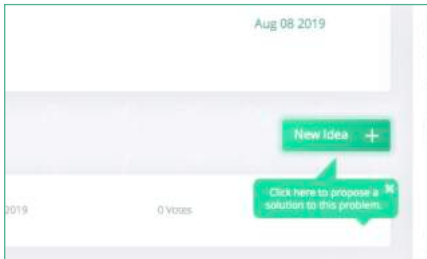
## STEP THREE

### CREATE PROBLEM



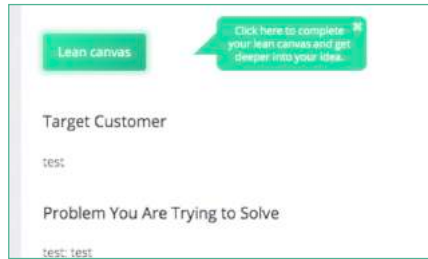
## STEP FOUR

### CREATE IDEA



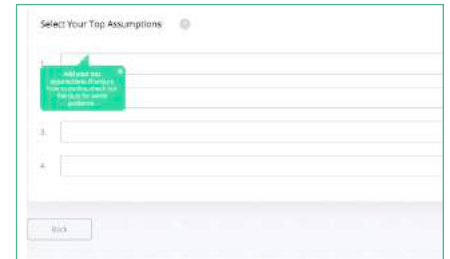
## STEP FIVE

### COMPLETE LEAN CANVAS



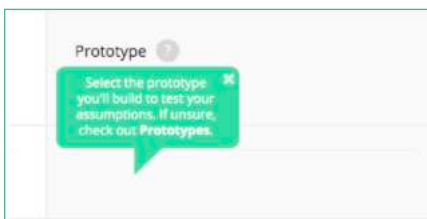
## STEP SIX

### CREATE ASSUMPTIONS



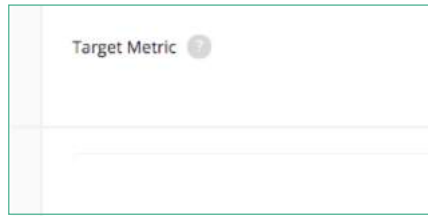
## STEP SEVEN

### PRIORITIZE PROTOTYPES



## STEP EIGHT

### SELECT KEY METRICS



## STEP NINE

### PERFORM TESTING



## STEP TEN

### UPDATE VALIDATION BOARD

Actual Results ?							
Week	1	2	3	4	5	6	7
	5	3	5				

## STEP ELEVEN

### PREPARE PITCH DECK



## STEP TWELVE

### UPLOAD PITCH DECK

