



# LOGAN

COACH

## TRAILERS

Under The Hat Family™ 

LOGANCOACH.COM

**STOCK**



# BRING ON THE TOUGHEST LOADS



# WHAT DEFINES A LOGAN COACH

— **WHIZ PROOF FLOORING** (Patent Pending)

Whiz Proof slatted aluminum floor with Vortex spray rubber coating - heavy extruded aluminum plank floor is stronger than the flat aluminum sheets used by the competition and, just as important, it drains! In addition, Vortex spray rubber is adhered to the plank floor, which seals out moisture, making the Whiz Proof outlast any other type of aluminum floor. It just makes sense.

— **SureGrip RUBBER FLOORING**

Sure Grip/Permanent/Self-Draining Anti-Microbial Rubber Flooring. Floor mats often shift during transport, since SureGrip is adhered to the floor, it offers superior traction because it always stays put. It is easy to clean and maintain as it is seamlessly integrated to the trailer and does not need to be removed for maintenance. SureGrip compliments the Whiz Proof slatted aluminum floor by allowing moisture to drain, helping to eliminate the ammonia odors and to dry excess waste. Which can't be said of trailers built with flat aluminum sheets on the floor.

— **GALVA-STRONG FRAME**

Galvanized structural tubing is used exclusively in the structure, making up the rust-resistant Galva-Strong Frame found in all Logan Coach trailers.

- Galva-Strong Tubing is 18% Stronger than Black-Steel Tubing
- Galva-Strong Tubing has 50% More Strength at the Welded Joint than Aluminum
- Pound for Pound, Galva-Strong is Three Times Stronger than Aluminum
- Galva-Strong Frames Do Not Rust like Black-Steel Framed Trailers

— **VORTEX RUBBER COATING**



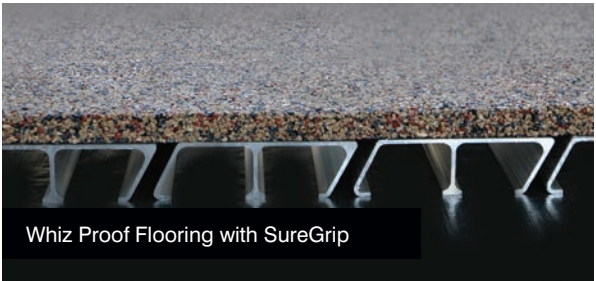
- Offers Kick Protection in the Stall Area
- Eliminates "Road Blast" on Front of GN
- Reduces Road Vibration
- Protects Against Oxidation
- Easy to Clean and Maintain
- Preserves the Good Look of Your Trailer

— **3M ADHESIVE**

3M VHB (very high bond) Adhesive System is the bonding method Logan Coach has chosen to adhere the aluminum to the galvanized frame. VHB is a double-sided adhesive tape that offers 25% better adhesion than welding and other mechanical fasteners. Perhaps its biggest advantage is that it allows sheets to expand and contract in extreme temperatures. VHB tape has many other advantages, including a quieter ride, a more sleek appearance, sealing out moisture and reducing the need for unsightly mechanical fasteners.

— **DOUBLE KICK WALLS**

Logan Coach Stock trailers are built with a 48" high double-plate kick wall, which adds considerable strength to the structural integrity. But it also protects the exterior of your trailer from unsightly abuse. The Vortex reduces noise and makes your trailer easy to clean and maintain.



• Optional LQ Packages and Tackrooms Available



• Picture of Standard 20' Stockman Combo



• Optional Hayrack & Ladder



• Butterfly Latch



• Bumper Pull Stockman Stall Area



# RUGGED TRAILERS, FOR THE TOUGHEST JOBS

**STOCKMAN**



Shown W/ Optional V-Nose

## STANDARD FEATURES - STOCKMAN

### STRUCTURAL

- 7' Tall, 7' 3" Wide (7' Wide Inside)
- 5' Taper Gooseneck Nose
- Galvanized Structural Tubing in Walls and Floor (No Black Steel)
- One-Piece Aluminum Skin Roof with Aluminum Cove and Roof Bows
- 8-Year Structural Warranty and 2-Year Hitch-to-Bumper Warranty
- 2" x 2" Cross Members on 16" Centers

### WHEELS, TIRES AND AXLES

- Torsion Axles
- Radial Tires with Radial Spare Tire
- Steel Wheels with Center Cap
- EZ Change Tire Jack

### ELECTRICAL

- Dome Lights without Remote Switch in Stall Area and Tack Rooms
- L.E.D. Marker and Tail Lights

### EXTERIOR

- Aluminum .100 Interlocking Extruded Sides of Stall Area (Attached with 3M VHB Bonding System)
- Solid Color Side Sheets (White, Black, Silver, Champagne, Black Metallic and Charcoal Metallic)
- Vortex Rubber Coating under Gooseneck and on Bumper Pull Tongue
- Stainless Steel Front Wrap (Gooseneck)
- Treadbrite Gravel Guard (Bumper Pull)
- Extruded Aluminum Ribbed Running Boards and Fenders
- Rubber Bumper
- E-Z Key System - One Key Fits Every Lock
- .100 Formed Aluminum Fender

### STALL AREA

- Corrugated Triple-Wall Construction 48" High with Vortex Rubber Coating
- Extruded Aluminum Self-Draining Floor with Vortex Rubber Coating (Whiz Proof) and SureGrip
- Slatted Air Space (Plexiglas Ready) (Head and Tail Side)
- Combination Rear Gate with Sliding Door and Air Gap with Slam Latch, Cam-Latch or Choice of Double Rear Doors
- Solid Center Gate with Slam Latch
- Fold-Down Calf Gate (Gooseneck)
- Escape Door (Passenger Side)
- Stockman 24' and Longer Models Include 2 Center Gates Standard.

**STOCK COMBO**



## STANDARD FEATURES - STOCK COMBO

All the Features of the STOCKMAN and the following:

### TACK/DRESSING ROOM

- 5'0" Straight Wall Tack Room
- Single-Wall Construction with Vortex Covered Wall Tubes
- Removable Carpet on Floor
- Tack Door with Window
- Swing-Out 4-Tier Saddle Rack with Gas-Assist Shock
- 4-Place Blanket Bar
- Brush Tray
- Twelve Aluminum Bridle Hooks
- Carpet on Top Half of Tack Wall (GN Includes Carpet on Drop Wall & Deck)

### STALL AREA

- Sure Grip Full Length of Stall, No Treadcleat
- Interior Tie Rings:
  - Two Rings for 13' Trailer
  - Three Rings for 16' and 18' Trailer
  - Four Rings for 20' Trailer
  - Five Rings for 24' Trailer
- Exterior Tie Rings:
  - Two Rings each Side for 13' Trailer
  - Three Rings each Side for 16' and 18' Trailer
  - Four Rings each Side for 20' Trailer
  - Five Rings each Side for 24' Trailer
- 3 Exterior LED Porch Lights
- Standard with Solid Rear Gate or Choice of Slider on Rear Gate or Double Rear Doors





POPULAR FEATURES

STRUCTURAL/EXTERIOR

- Round Extruded Fenders
- Living Quarter Packages Available
  - 6'6" Tall
  - 7'6" Tall
  - 8' Wide
- Single Axle
- Slant Package
- V-Nose

WHEELS AND AXLES

- Axle and/or Tire Upgrades

- Wheel Simulators (Bolt-On for 16" Wheels; Snap-On For 15" Wheels)

STALL AREA

- Plexiglas (Head and Tail Side)
- Swing-Out Access Door in Gooseneck
- Solid Swing Rear Gate without Slider
- Interior Tie Rings
- Kick Wall Padding
- Shavings Fork
- Slant Package Includes - Slanted Center Gates and/or Slanted Tack Walls

- Extra Center Gate
- Rolling Multi-Position Center Gate
- Enclosed Rear Gate Air Slats
- Cam-Latch on Rear Gate in Lieu of Slam Latch
- Sliding GN Vents for Air Flow
- Whiz Proof Deluxe Flooring
- Wood Flooring
- Cleated Rubber Floor Last 4' of Stall Area

ELECTRICAL

- Extra Flood Lights and/or Dome Lights

AXLES AND TIRES

STOCKMAN	TRAILER	EMPTY WEIGHT	TONGUE WEIGHT	TORSION AXLES	TIRES	TIRE CAPACITY
	13' BP	3,310 lbs.	530 lbs.	3,500 lbs.	ST225/75/R15	D Rated - 2,600 lbs.
	16' BP	3,640 lbs.	580 lbs.	6,000 lbs.	ST235/80/R16	E Rated - 3,400 lbs.
	16' GN	5,080 lbs.	1,370 lbs.	6,000 lbs.	ST235/80/R16	E Rated - 3,400 lbs.
	18' GN	5,300 lbs.	1,430 lbs.	7,000 lbs.	ST235/80/R16	E Rated - 3,400 lbs.
	20' GN	5,320 lbs.	1,437 lbs.	7,000 lbs.	ST235/80/R16	E Rated - 3,400 lbs.
	24' GN	5,960 lbs.	1,600 lbs.	7,000 lbs.	ST235/80/R16	E Rated - 3,400 lbs.
	26' GN	6,180 lbs.	1,660 lbs.	7,000 lbs.	ST235/80/R16	E Rated - 3,400 lbs.
	28' GN	6,400 lbs.	1,720 lbs.	8,000 lbs.	ST23580/R16	G Rated - 3,750 lbs.
	30' GN	6,620 lbs.	1,780 lbs.	9,000 lbs.	ST235/80/R16	G Rated - 3,750 lbs.
STOCKMAN COMBO	32' GN	6,840lbs.	1,840 lbs.	10,000 lbs.	ST235/80/R16	G Rated - 3,750 lbs.
	13' BP	3,410 lbs.	545 lbs.	3,500 lbs.	ST225/75/R15	D Rated - 2,600 lbs.
	16' BP	3,740 lbs.	600 lbs.	6,000 lbs.	ST235/80/R16	E Rated - 3,400 lbs.
	16' GN	5,180 lbs.	1,390 lbs.	6,000 lbs.	ST235/80/R16	E Rated - 3,400 lbs.
	18' GN	5,400 lbs.	1,450 lbs.	7,000 lbs.	ST235/80/R16	E Rated - 3,400 lbs.
	20' GN	5,420 lbs.	1,465 lbs.	7,000 lbs.	ST235/80/R16	E Rated - 3,400 lbs.
	24' GN	6,060 lbs.	1,636 lbs.	7,000 lbs.	ST235/80/R16	E Rated - 3,400 lbs.
	26' GN	6,400 lbs.	1,728 lbs.	7,000 lbs.	ST288/80/R16	E Rated - 3,400 lbs.
	28' GN	6,620 lbs.	1,787 lbs.	8,000 lbs.	ST288/80/R16	E Rated - 3,400 lbs.
	30' GN	6,840 lbs.	1,847 lbs.	8,000 lbs.	ST288/80/R16	E Rated - 3,400 lbs.
	32' GN	8,000 lbs.	1,907 lbs.	10,000 lbs.	ST235/80/R16	G Rated - 3,750 lbs.

REAR GATE CHOICES



Double Rear Gate with Air Gaps



Single Rear Gate with Slider & Slam Latch



Single Rear Gate with Air Gaps and Slam Latch



Enclosed Single Rear Gate with Top Enclosure


L.E.D. Lights



Rear Gate with Cam Latch



Fold-Down Calf Gate Standard in Stockman Model



Optional Sliding Vents under Goose Neck



SureGrip Floor with Whizproof Aluminum Planks



Optional Tread-Cleat

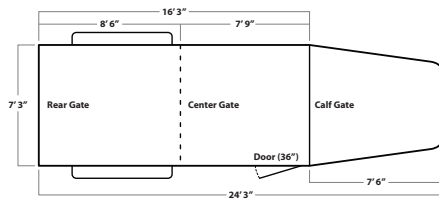


Custom Trailers

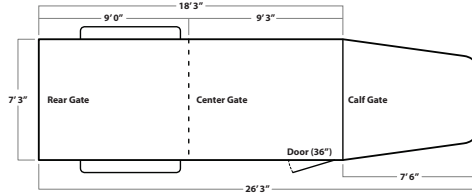


## STOCKMAN Floorplans

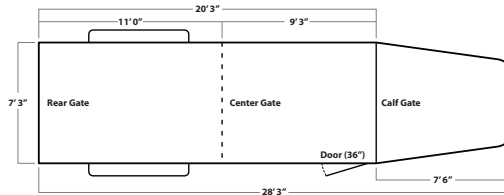
16' GN



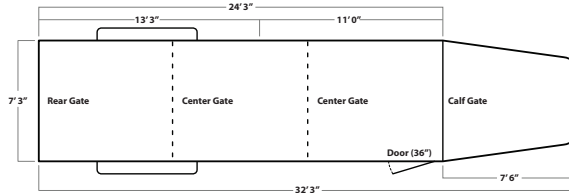
18' GN



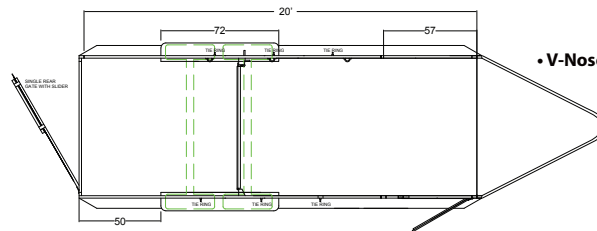
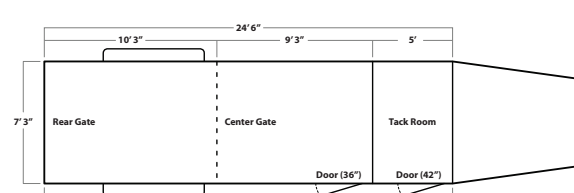
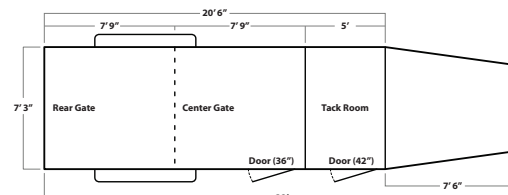
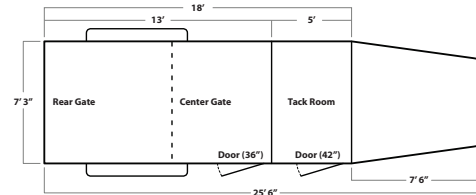
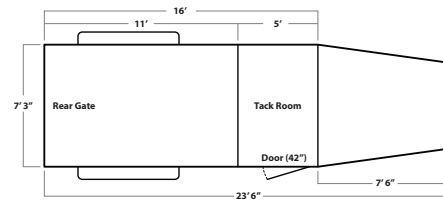
20' GN



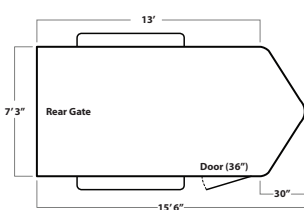
24' GN



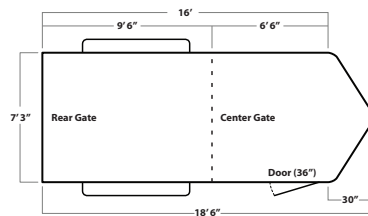
## COMBO Floorplans



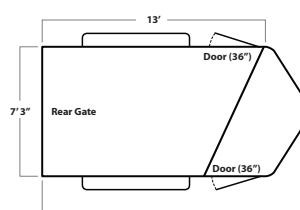
• V-Nose Options Available



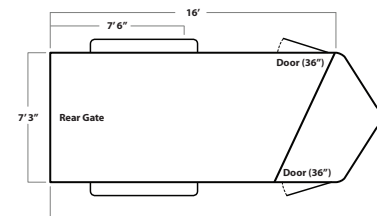
13' Stockman BP



16' Stockman BP



13' Stockman Combo BP



16' Stockman Combo BP

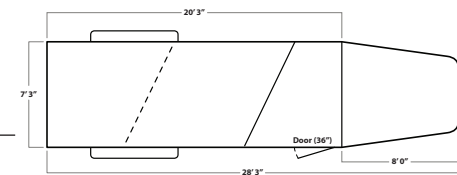
• Up to 32' Floor Plans Available for both Stockman and Combos

• Center Gate Standard in Stockman Combo 18' and Longer

• Slant Load also Available in both Stockman and Combos

\* Prices & Model Specifications may vary on Individual Dealerships

• Two Center Gates Standard in Stockman 24' and Longer



**LOGAN**  
COACH  
TRAILERS

[www.LoganCoach.com](http://www.LoganCoach.com)

LOGAN COACH, INC.  
2990 South 800 West Nibley, UT 84321 (435) 752-3737