



LOGAN

COACH

TRAILERS

Under The Hat Family™ 

LOGANCOACH.COM

SLANT LOADS



INTELLIGENTLY DESIGNED
FOR TODAY'S EQUINE WORLD



THE RIGHT TRAILER TO MATCH YOUR LIFESTYLE

You're going to love your new Logan Coach. The newest line of Logan Coach trailers are better than ever—featuring cleaner lines, smarter styling, advanced engineering and more standard features than any trailer around...all for less. And, at Logan Coach, SIZE DOES MATTER, with longer stalls for more comfortable travel. You owe it to yourself to come and see everything Logan Coach has to offer.

WHAT DEFINES A LOGAN COACH

— **WHIZ PROOF FLOORING** (Patent Pending)

Whiz Proof slatted aluminum floor with Vortex spray rubber coating - heavy extruded aluminum plank floor is stronger than the flat aluminum sheets used by the competition and, just as important, it drains! In addition, Vortex spray rubber is adhered to the plank floor, which seals out moisture, making the Whiz Proof outlast any other type of aluminum floor. It just makes sense.

— **SureGrip RUBBER FLOORING**

Sure Grip/Permanent/Self-Draining Anti-Microbial Rubber Flooring. Floor mats often shift during transport, since SureGrip is adhered to the floor, it offers superior traction because it always stays put. It is easy to clean and maintain as it is seamlessly integrated to the trailer and does not need to be removed for maintenance. SureGrip compliments the Whiz Proof slatted aluminum floor by allowing moisture to drain, helping to eliminate the ammonia odors and to dry excess waste. Which can't be said of trailers built with flat aluminum sheets on the floor.

— **GALVA-STRONG FRAME**

Galvanized structural tubing is used exclusively in the structure, making up the rust-resistant Galva-Strong Frame found in all Logan Coach trailers.

- Galva-Strong Tubing is 18% Stronger than Black-Steel Tubing
- Galva-Strong Tubing has 50% More Strength at the Welded Joint than Aluminum
- Pound for Pound, Galva-Strong is Three Times Stronger than Aluminum
- Galva-Strong Frames Do Not Rust like Black-Steel Framed Trailers

— **VORTEX RUBBER COATING**


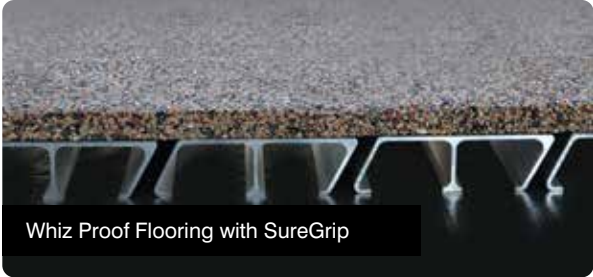
- Offers Kick Protection in the Stall Area
- Eliminates "Road Blast" on Front of GN
- Reduces Road Vibration
- Protects Against Oxidation
- Easy to Clean and Maintain
- Preserves the Good Look of Your Trailer

— **3M ADHESIVE**

3M VHB (very high bond) Adhesive System is the bonding method Logan Coach has chosen to adhere the aluminum to the galvanized frame. VHB is a double-sided adhesive tape that offers 25% better adhesion than welding and other mechanical fasteners. Perhaps its biggest advantage is that it allows sheets to expand and contract in extreme temperatures. VHB tape has many other advantages, including a quieter ride, a more sleek appearance, sealing out moisture and reducing the need for unsightly mechanical fasteners.

— **BIGGER STALLS (Deluxe & Ultimate Class)**

Logan Coach deluxe-size stalls are the largest, non-custom stalls in the industry. Measuring 135" diagonally, each stall is large enough to promote better airflow, keeping horses more comfortable. But, perhaps the greatest advantage to these deluxe stalls is that horses of all sizes have more room to stretch in the stall, allowing them to relax and feel more at ease; thus promoting normal health functions, which is a huge benefit to horses spending considerable time in a trailer.



WE HAVE THE TRAILER THAT IS JUST RIGHT FOR YOU

STANDARD CLASS

The Rampage and Riot are good-looking horse trailers at a great price.

STALL SIZE —123" DIAGONAL LENGTH | STALL — 40" WIDTH



(Available in 2 - 4 Horse Bumper Pulls and 2 - 6 Horse Goosenecks)

DELUXE CLASS

Edge & Razor horse trailers have the largest standard stalls in the industry.

STALL SIZE —135" DIAGONAL LENGTH | STALL — 40" WIDTH



(Available in 2 - 4 Horse Bumper Pulls and 2 - 7 Horse Goosenecks Custom Sizes)

ULTIMATE CLASS

XT and XTR models have the same floor plan as Deluxe Class but include significantly more upgraded standard features.

STALL SIZE —135" DIAGONAL LENGTH | STALL — 40" WIDTH



CUSTOM BUILDS

We can build to meet your needs. It's your trailer...match your style.



RAMPAGE



With the most standard features in their class, the Rampage and Riot are good-looking horse trailers at a great price. Available in both bumper-pull and gooseneck horse trailer models.



Smooth exterior
aluminum sheets,
top and bottom of
entire trailer.

Graphics Included.



TRADITIONAL SIZE STALLS

- **123" DIAGONAL LENGTH** (Standard Length of Trailer Industry)

- **33" WIDTH TAIL SIDE OF REAR STALL**
(Standard Width of Trailer Industry)

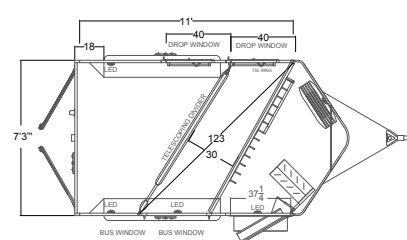


Smooth exterior
aluminum sheets
top half of stall area,
tack room and front.

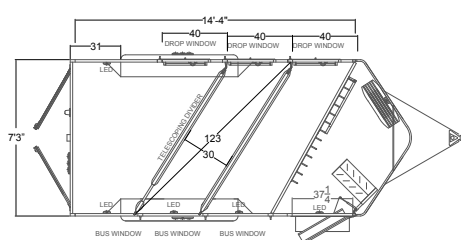
Aluminum slats
on bottom half of
exterior stall area.



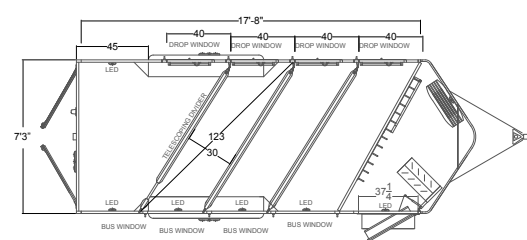
RAMPAGE AND RIOT FLOOR PLANS



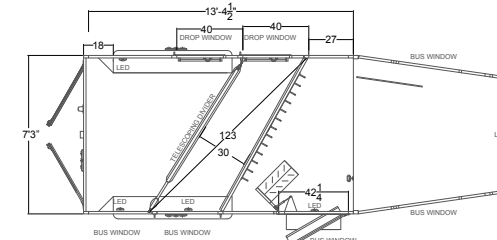
2-HORSE



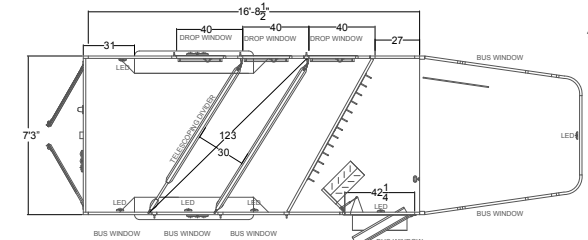
3-HORSE



4-HORSE

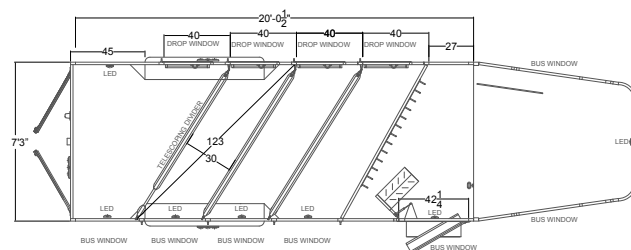


2-HORSE

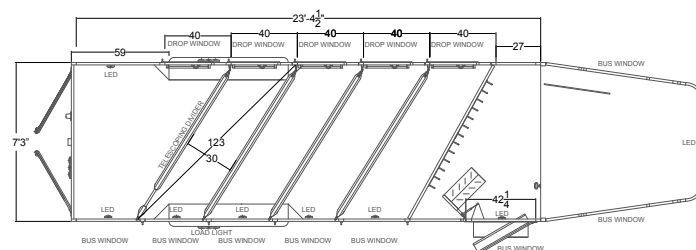


3-HORSE

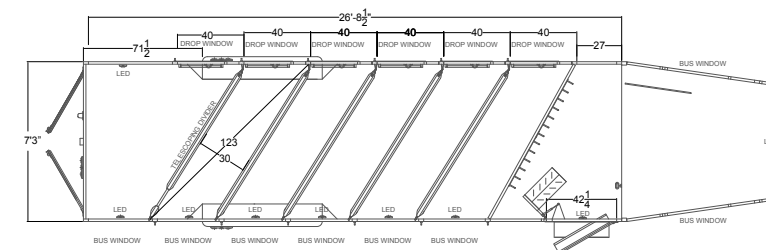
*** Larger Models Available**



4-HORSE



5-HORSE



6-HORSE



DELUXE SIZE AND FEATURES

Deluxe Class Edge & Razor horse trailers with 135” diagonal length horse stalls and our 40” wide tail side rear stalls—are the largest standard stalls in the industry. Available in both bumper-pull and gooseneck horse trailer models.



Smooth exterior aluminum sheets, top and bottom of entire trailer.

Graphics Included.



DELUXE SIZE STALLS

- 135” DIAGONAL LENGTH (7” Longer than Industry Standard)
- 43” WIDTH TAIL SIDE OF REAR STALL (10” Wider than Industry Standard)



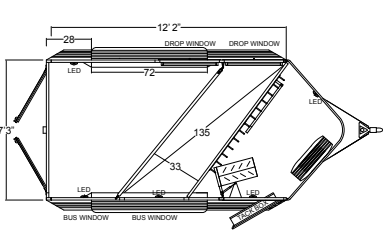
Smooth aluminum sheets top half of exterior.

Aluminum slats on bottom half of exterior.

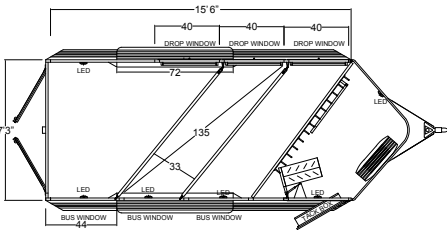
Shown with Optional Battery Package and 1st Stall Escape Door.



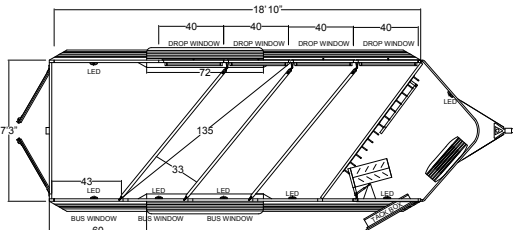
EDGE AND RAZOR FLOOR PLANS



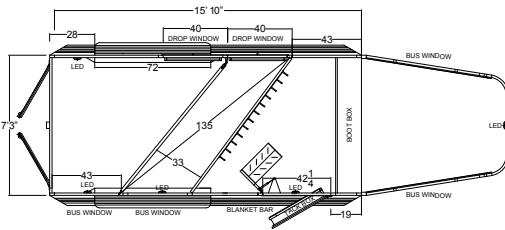
2-HORSE



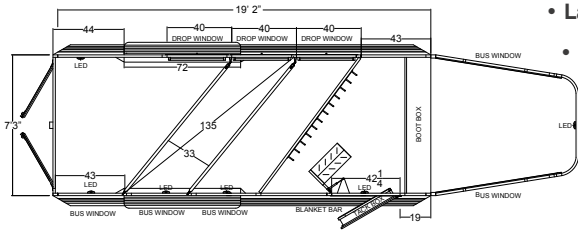
3-HORSE



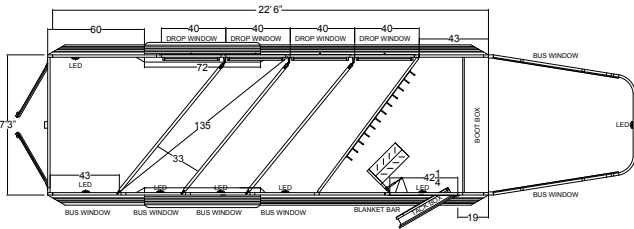
4-HORSE



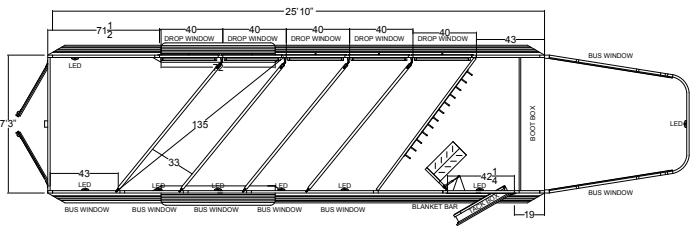
2-HORSE



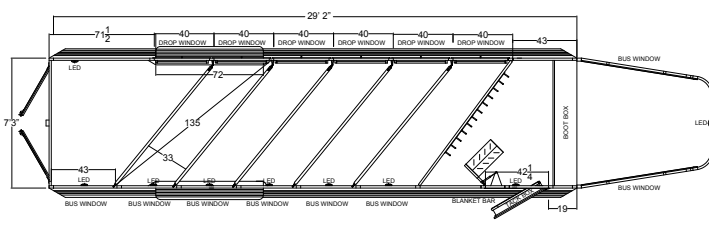
3-HORSE



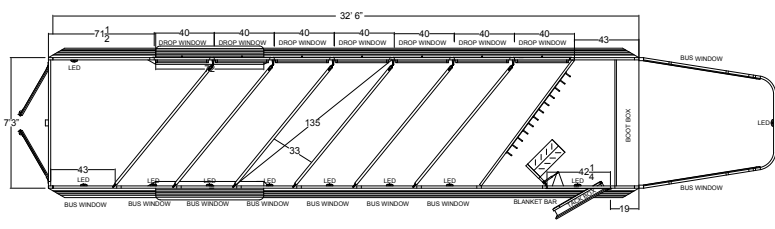
4-HORSE



5-HORSE



6-HORSE



7-HORSE

- Larger Models Available
- Warmblood Slant Load Stalls Adds 8” Width Per Stall Available



OFFERING THE ULTIMATE IN FEATURES

Tailside drop down doors, full panel and insulated stall area, and aluminum wheels are just a few of the standard upgrades of an Ultimate Class Model.



Shown with Optional Mangers.

Smooth exterior aluminum sheets, top and bottom of entire trailer.

Graphics Included.



DELUXE SIZE STALLS

- 135” DIAGONAL LENGTH (10” Longer than Industry Standard)
- 43” WIDTH TAIL SIDE OF REAR STALL (10” Wider than Industry Standard)

Tailside drop-down doors.



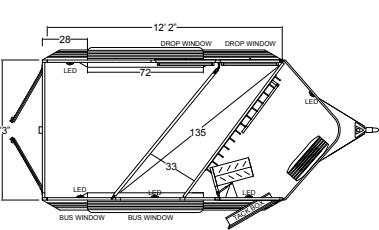
Aluminum Wheels

Smooth aluminum sheets top half of exterior.

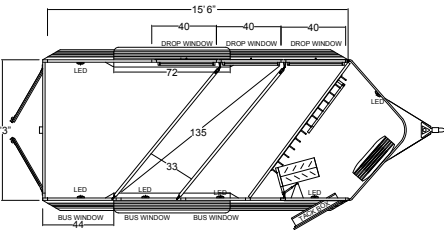
Aluminum slats on bottom half of exterior.



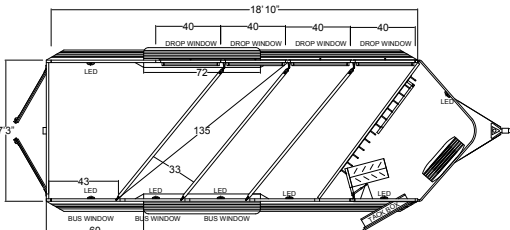
XT AND XTR FLOOR PLANS



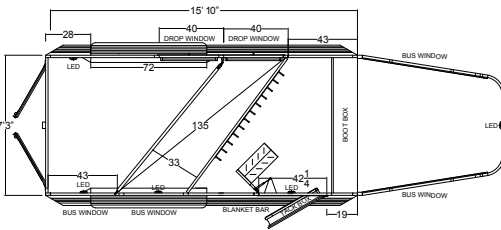
2-HORSE



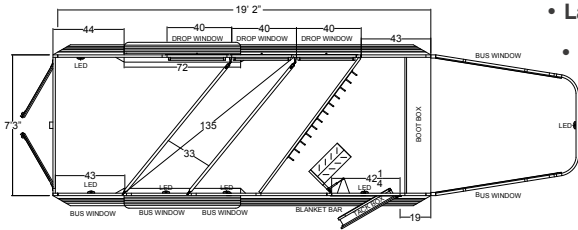
3-HORSE



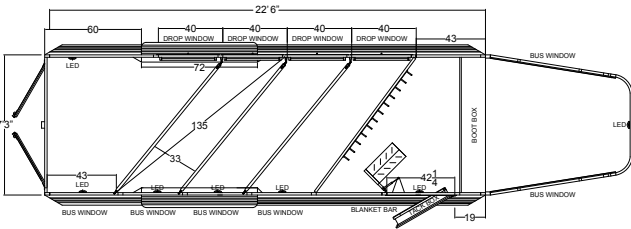
4-HORSE



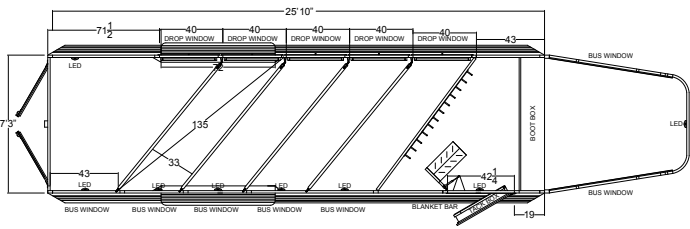
2-HORSE



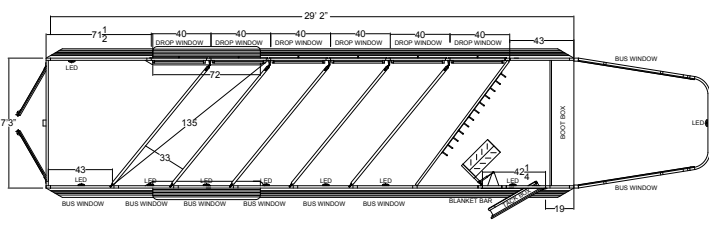
3-HORSE



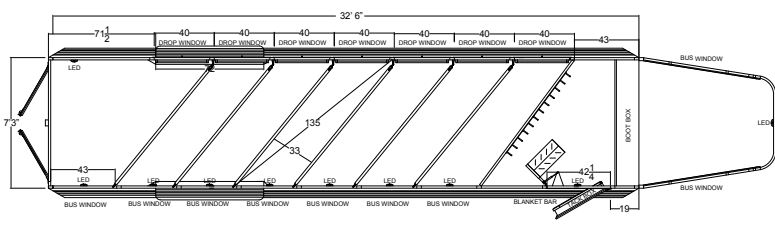
4-HORSE



5-HORSE



6-HORSE



7-HORSE

- Larger Models Available
- Warmblood Slant Load Stalls Adds 8” Width per Stall Available

STANDARD FEATURES (ALL MODELS)

DIMENSIONS

- 7’0” Tall – 7’3” Wide

STRUCTURAL

- Galvanized Structural Tubing - Frame Rails, Floor Cross Members and Wall Uprights
- Aluminum Structural Roof Bows
- Aluminum Structural Roof Cove

EXTERIOR

- Smooth Aluminum .050 Sheets Upper Wall Panel (Choice of Color) All Models
- One-Piece Aluminum Roof Skin
- Vortex Rubber Coating on Bumper Pull Tongue, under Goose Neck Deck, under Fenders and in Stalls
- Treadbrite Gravel Guard around Front Wrap on BP Models
- Extruded Aluminum Running Boards and Fenders
- Rear Rubber Bumper
- Exterior Tie Ring - One Each Side Per Stall
- EZ Key System - One Key Fits Every Lock

ALUMINUM SKIN COLORS

- Black • Black Metallic • White
- Champagne • Silver
- Charcoal • Metallic
- Talk with Dealer for Custom Color

ELECTRICAL

- Dome Light with Exterior Remote Switch in Stall Area
- Dome Light in Tack Room
- L.E.D. Marker and Tail Lights
- L.E.D. Stall Lights
- Exterior L.E.D. Porch Light (3) on BP models - Center of Each Wall and Over Rear Gate
- Exterior L.E.D. Porch Light (4) on GN models - Center of Each Wall, Over Rear Gate and Under GN Deck

TACK / DRESSING ROOM

- 33” Wide Tack Door Opening on BP Models
- 38” Wide Tack Door Opening on GN Models
- Carpet on Floor
- Blanket Bar (4) Place
- Brush Tray on Door
- (12) Bridle Hooks
- Carpet on Top Half of Bulkhead Wall Behind Bridles
- Clothes Rod

STALL AREA

- SureGrip Permanent Rubber Floor
- Whiz Proof Slatted Aluminum Floor with (VORTEX Rubber Coating)
- 48” High Corrugated Triple-Wall Construction with Vortex Rubber Coating
- Drop-Down Feed Doors with Jail Bars - Head Side Per Stall
- Removable Mesh Face Screens on Jail Bars - Head Side Per Stall
- Padded Dividers
- Butt Strap in Rear Door Opening
- Hock Deflector Pad
- Head Deflector Pad
- Pop-Up Vent Each Stall

WARRANTY

- 8-Year Structural
- 2-Year Hitch to Bumper

WHEELS AND AXLES

- Dexter Torsion Axles
- Self-Adjusting Brakes
- 4-Wheel Electric Brakes
- EZ Change Tire Jack
- Steel Wheels with Center Caps

* Prices & Model Specifications may vary on Individual Dealerships

— EXCLUSIVE XT AND XTR FEATURES (Ultimate Class)

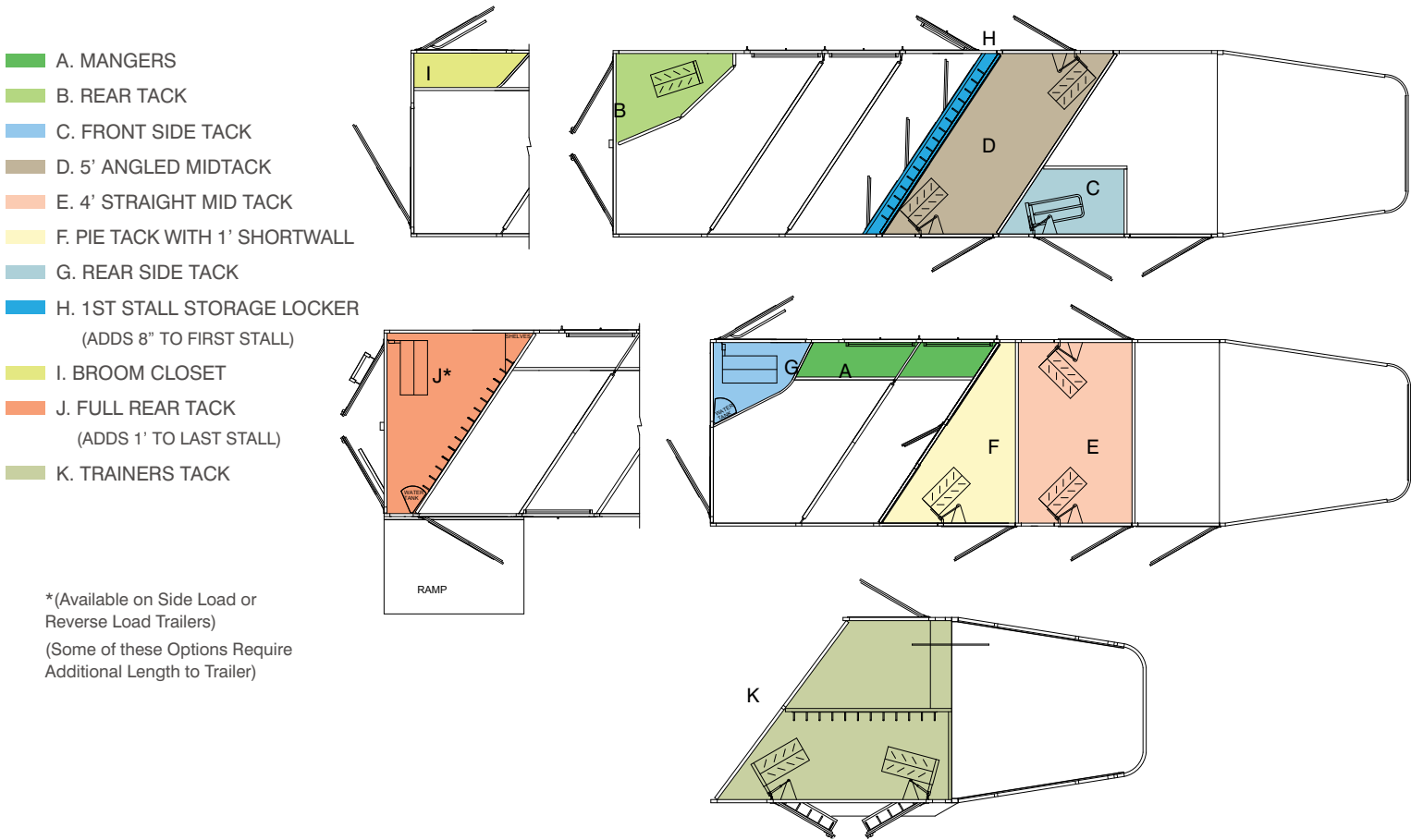
- Smooth Aluminum Skin .050 Lower Wall Panel with Legacy Horse Graphic (Choice of White, Silver, Champagne or Black) - XT Model
 - Exterior Aluminum Slats Lower Wall Panel (.100 Heavy Extruded Mill Finished) Full Length of Side Walls - XTR Model
 - Deluxe Size HD Drop-Down Feed Doors Tail Side (25” Tall x 35” Wide) with Optional
- Window Nets and Grills
 - Stainless Steel on Nose of Front Wrap of GN & BP Models
 - Aluminum Wheels
 - Panel and Insulated Stall Ceiling
 - EZ Tie Strap - One Per Stall
 - Feed Bag Per Stall
 - Shavings Fork
- Grab Handle by Tack Room Door
 - Picture Window Shortwall (GN Models)
 - Boot Box
 - 12 Additional Bridle Hooks (24 Total)
 - Completely Carpeted Angle Wall
 - Two Hat Racks
 - Aluminum Panel, Insulated Walls and Ceiling in the Front Dress/Tack Room

AXLES AND TIRES

STANDARD TRAILERS						DELUXE & ULTIMATE CLASS TRAILERS					
TRAILER	EMPTY WEIGHT	TONGUE WEIGHT	TORSION AXLES	TIRES	TIRE CAPACITY	TRAILER	EMPTY WEIGHT	TONGUE WEIGHT	TORSION AXLES	TIRES	TIRE CAPACITY
2H BP	2,934 lbs.	440 lbs.	3,500 lbs.	ST225/75/R15	D Rated - 2,600 lbs.	2H BP	3,260 lbs.	480 lbs.	3,500 lbs.	ST225/75/R15	D Rated - 2,600 lbs.
3H BP	3,620 lbs.	480 lbs.	6,000 lbs.	ST235/80/R16	E Rated - 3,400 lbs.	3H BP	4,020 lbs.	540 lbs.	6,000 lbs.	ST235/80/R16	E Rated - 3,400 lbs.
4H BP	4,780 lbs.	641 lbs.	6,000 lbs.	ST235/80/R16	E Rated - 3,400 lbs.	4H BP	4,780 lbs.	641 lbs.	6,000 lbs.	ST235/80/R16	E Rated - 3,400 lbs.
2H GN	4,040 lbs.	960 lbs.	3,500 lbs.	ST235/80/R16	E Rated - 3,400 lbs.	2H GN	4,480 lbs.	1,210 lbs.	3,500 lbs.	ST235/80/R16	E Rated - 3,400 lbs.
3H GN	4,660 lbs.	1,060 lbs.	6,000 lbs.	ST235/80/R16	E Rated - 3,400 lbs.	3H GN	5,240 lbs.	1,415 lbs.	6,000 lbs.	ST235/80/R16	E Rated - 3,400 lbs.
4H GN	5,400 lbs.	1,300 lbs.	6,000 lbs.	ST235/80/R16	E Rated - 3,400 lbs.	4H GN	6,000 lbs.	1,620 lbs.	6,000 lbs.	ST235/80/R16	E Rated - 3,400 lbs.
5H GN	6,760 lbs.	1,825 lbs.	7,000 lbs.	614 - 14 ply	G Rated - 3,750 lbs.	5H GN	6,760 lbs.	1,825 lbs.	7,000 lbs.	14 ply	G Rated - 3,750 lbs.
6H GN	7,520 lbs.	2,030 lbs.	7,000 lbs.	614 - 14 ply	G Rated - 3,750 lbs.	6H GN	7,520 lbs.	2,030 lbs.	7,000 lbs.	14 ply	G Rated - 3,750 lbs.
						7H GN	8,120 lbs.	2,192 lbs.	8,000 lbs.	14 ply	G Rated - 3,750 lbs.

Larger Sizes Available Upon Requests

OPTIONAL TACK ROOMS AND STANDARD STORAGE FEATURES Available On Gooseneck And Bumper Pull Models



— EXCLUSIVE RAMPAGE AND RIOT FEATURES (Traditional Class)

- 20” X 30” Tail Side Stall Windows with Screens
 - Dividers on 40” Centers with **4’ Offset**
 - Smooth Aluminum Skin .050 Lower Wall Panel with Graphic (Choice of White, Silver, Champagne or Black) - Rampage Model
- Aluminum Slats Lower Wall Panel (.100 Heavy Extruded Mill Finished) Stall Area Only - Riot Model
 - Standard Size HD Drop-Down Feed Doors on Head Side Per Stall (25” Tall X 26” Wide) with Window Nets and Grills
- Double Rear Doors - Windows Optional
 - Front Wrap of Nose in Same Color as Top Side Panels
 - Solid 4-tier Saddle Rack
 - 28” Shortwall in Tack Room of GN

— EXCLUSIVE EDGE AND RAZOR FEATURES (Deluxe Class)

- 20” X 37” Tail Side Stall Windows with Screens
 - 40” Centers Divider and **5’ Offset**
 - Smooth Aluminum Skin .050 Lower Wall Panel with Edge Graphic (Choice of White, Silver, Champagne or Black) - Edge Model
 - Exterior Aluminum Slats Lower Wall Panel (.100 Heavy Extruded Mill Finished) Full Length of Side Walls - Razor Model
- Deluxe Size HD Drop-Down Feed Doors on Head Side Per Stall (25” Tall X 35” Wide) with Window Nets and Grills
 - Double Rear Doors with Windows
 - Stainless Steel on Nose of Front Wrap of GN; Front Wrap of BP Nose in Same Color as Top Side Panels
 - 35-Gallon Corner Water Tank
- 4-tier Swing-Out Saddle Rack with Gas Shock Assist
 - 43” Shortwall in Tack Room of GN
 - Built in Boot Box on GN Models
 - Aluminum Skin Double Wall Lining to Roof in Stall Area

Individualize Your Trailer To Fit Your Needs

These are some of our many, many options available for your Logan Coach trailer. Remember to ask your dealer what works best for you or give them your wish list.



Optional Manger Door Per Stall

Optional Hand-Pull Ladder




Hayrack with Customized Graphics



Drop-Down Grills and Screen



Optional Bolt-On Rear Ramp



Customized Tack Rooms with Optional Carpeted Saddle Racks



Fold-Down Ramp



Pull-Down Step



Tail Side Escape Door



1st Stall Escape Door



HD Manger Doors with Brush Trays



Drop Down Door



Optional Multi-Swivel Detachable Butt Bar



Living Quarter Packages Available for All Models



Full Stud Divider



Under Gooseneck Slide Door



HD Aluminum Blanket Bars



EZ Tie Strap



Brush Box



Generator and Hay Pod



Clothes Rod



Same Key Locks



Hanging Rubber Stud Divider



Two-Tone Skins



Feed Bag



EZ Climb Ladder

WHAT ABOUT...? YUP, WE BUILD THOSE TOO.



Horse Power



Ultimate Sports Hauler



Contractor

Custom Builds



www.LoganCoach.com

LOGAN COACH, INC.
2990 South 800 West Nibley, UT 84321 (435) 752-3737