



Customer Contact	Resource	Mark Clayton
Address	Job type	Stage 1B VR Test
	Reference	ST1-4937
	Date	03/05/2018 11:20 - 12:32
Billing address	Job duration	01:11:54
	Driving duration	00:00:46
	Distance travelled	0 mi

Notes **Stage 1b VR**

Resource notes

1b VR



A. Opening Clearance Certificate

	Answer	Notes
PPE requirement: (Team leader select to confirm use)	Hard hat, Safety Glasses, Gloves, Boots, High Vis	
Key control measures: Team leader to select to confirm use)	Gas Monitor, Barrier, Fire Extinguisher	
Are there any additional hazards identified in the last minute risk assessment	No	
Has the site seen the risk assessment?	Yes	
Have you made the site aware the number of operatives in your team or if you are a lone worker?	Yes	
Has the site seen the safety method statement?	Yes	
Has the site register been signed?	Yes	
Team leader confirmation	STATEMENT READ - I confirm that I have read, understood and will abide by the Eurotank safety method statement and risk assessment related to tasks	
Team leader	Clayton	
Site operator confirmation	STATEMENT READ - I confirm that I have read and understood the Eurotank safety method statement and risk assessment related to tasks and authorise the work to proceed	
Site operator	mcagg	

B. Site Setup

Answer	Comments
--------	----------

Take a Picture of your safe working area on the forecourt include fire ex gas monitor and barriers



C. Stage 1b VR Customer Select Menu


Answer	Notes
--------	-------

Which Customer are you Carrying out the Stage 1b VR test at

C1. Stage 1b vapour recovery test

Answer	Notes
--------	-------

Take a picture of print out or tank to pump plan



Take a pump picture



Take a forecourt picture



Take a picture of osf and vents inc manifold



Take a picture of the os fills inc labels



What fill points are on site	Standard
Manifold location	Low
Are ball valves fitted	No
How many pvs	1
How many dcs	2
Is vent warning sign fitted	Yes
Is vent manifolded label fitted	No
Only two hose label fitted	Yes
Connect Vr first label fitted	Yes
Are OPDs fitted?	Yes
All tank cap seals ok	Yes

Take picture of Vr on test



Take a picture of Vr adapter
and flame arrester



Are drop tube seals intact

Yes

Is vr system operating fully

Yes


Take picture of setup around
tank chambers



Take a picture of tank 1
chamber



Take a picture of tank 2 chamber



Take a picture of tank 3 chamber



Take a picture of tank 4 chamber



All tank labels fitted correct and cleaned

Yes

Chamber Depth	1500
Vr comments	1b VR
give details of parts used	0
Vr test complete	Yes
Vr certificate sign off	Clayton


G.Closing out a Clearance Certificate

	Answer	Notes
Give a summary of the work completed (NOTE - These details will automatically be sent to the customer)	1b VR	
Have you advised the site staff details of all the work completed	Yes	
Have you signed out of the site register and customer specific software	Yes	
Has the site operator been made aware of any isolations	Yes	
Are the site aware of any alterations made?	Yes	
Have all site keys and property been returned to the Kiosk	Yes	
CC fully completed and signed by contractor & site operator?	Yes	
Team leader confirmation	STATEMENT READ - I confirm that the work has been completed to my satisfaction and left in a safe condition	
Team leader	Clayton	

Site operator confirmation STATEMENT READ - I confirm that the work has been completed to my satisfaction and left in a safe condition

Site operator mcagg

Take a picture of the clearance certificate 1



Is there any additional work or issues on site ? No

Select from the following false

ST1_4937_1





Eurotank

Units 2, Peacock View, Fenton Industrial Est
Stoke-on-Trent
ST2 2XJ