


# ROCKLESS TABLE




SIMPLE • EFFECTIVE • STABLE

**FOR:**

RT16DH  
RT22DH  
RT28DH  
RT22BH


**PARTS:**

1. Outer Tube
2. Inner Tube
3. Bolt
4. Allen Wrench (x2)
5. Brake Knob



**STEP 1**

Insert inner tube into outer tube and line up the outer tube bolt holes with the inner tube bolt holes.



**STEP 2**

Unscrew the bolt so that it is in two pieces.

Note: To extend the life of the powder coating, clean your Rockless Table with fresh water only. Table base must be wiped down with clean water after any floor cleaning product comes in contact with the table base. This keeps your table bases looking clean and protected from the chemicals used to clean floors.





### STEP 3

With the bolt holes lined up, insert the bolt so that it goes through both the outer tube and inner tube bolt holes.



### STEP 4

Screw the small piece of the bolt back into the large piece of the bolt.



### STEP 5

Use allen wrenches to tighten both ends of the bolt.



### STEP 6

Screw brake knob into the bottom of the base.

**STOP\* VERY IMPORTANT -** In most instances the Brake is not needed. The Brake Knob is an optional feature that can be hand tightened to lock legs into place to prevent any unwanted leg adjustments. Brake Knob needs to be loosened when moving the table or legs will not self-adjust.



# ROCKLESS TABLE



SIMPLE • EFFECTIVE • STABLE



**NOTE:** The Brake Knob must be inserted and hand tightened into the bottom of the base that has the movable legs.

1. Place your table in the desired location.
2. Make sure the brake knob is loose to allow the movable legs to adjust to the floor.
3. Once the legs adjust, hand tighten the brake knob.
4. If you move the table, repeat these steps.

**NOTE:** To extend the life of the powder coating, clean your Rockless Table with fresh water only. Table base must be wiped down with clean water after any floor cleaning product comes in contact with the table base. This keeps your table bases looking clean and protected from the chemicals used to clean floors.

**NOTE:** To purchase additional plastic foot glides, please visit [www.rocklesstable.com](http://www.rocklesstable.com) and see the link under FAQs

