

HOW TO MAKE A MAGIC BRACELET

Amphitrite was the wife of the sea god, Poseidon, and queen of the seas. Dolphins helped him to win her heart by speaking softly to her of his love. There were many dolphins living in the Mediterranean then. In the Greek myths, they guided ships and took messages for Poseidon.



He loves
you.

Yeah,
yeah,
yeah!

YOU'LL NEED:

A clean plastic pot, sandpaper, scissors, acrylic paint and brushes, gold and silver pens, PVA glue, plaster filler and stencil.







1 Choose a plastic pot wide enough to get your hand through.




2 Carefully cut off the bottom. Watch out for sharp edges!



3 Roughen the outer surface with the sandpaper and paint with white acrylic paint.




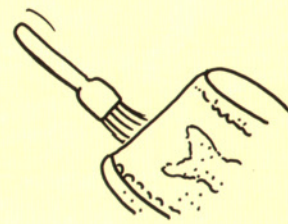
4 Decorate using the dolphin stencil, gold and silver pens and paint.



5 You could mix a very small amount of plaster filler and PVA with the paint to make the dolphins stand out.

TOP TIP - TOP TIP

When it's dry, paint all over with undiluted PVA glue. This will protect it and keep the colours bright.



KAΘ

Leave a space to write your name using the Greek letters on pages 10-11.