


# HOW TO BUILD YOUR OWN FOLD-UP CASTLE

Now you have a crown, you need a castle to protect it. Thousands of castles were built all across Europe during the Middle Ages. Every ruler wanted theirs to be the biggest and the best with all the latest defences. Prague Castle in the Czech Republic and Windsor Castle in England are two of the biggest still in one piece.



## YOU'LL NEED:

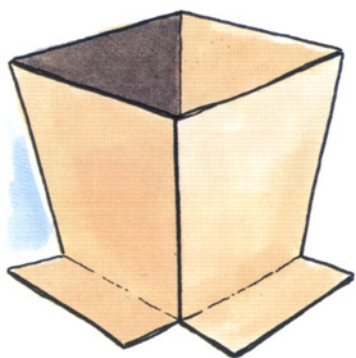
Large cardboard packing box (from a chair or fridge), Velcro self-adhesive tape, PVA glue, craft knife, scissors, ruler, marker pen, paints and brushes.

## TOP TIP - TOP TIP

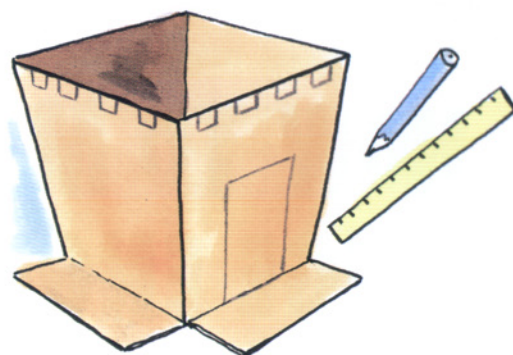
Cut some slits in the walls to keep a look-out for approaching enemy armies.









1 Cut off the flaps except for two adjoining flaps at the bottom of the box. (Keep the cut-offs.)




2 Mark out battlements and a drawbridge (on a side with a flap).




3 Carefully cut them out, leaving the bottom of the drawbridge to form a hinge. Fold the bottom flaps under the box.



4 Glue a cut-off flap inside the top of the opening. Glue another to the inside of the drawbridge door so you can pull it shut.



5 Paint the whole box with PVA diluted with three times the amount of water and allow it to dry. Stick Velcro where shown.



6 Paint to look like stone and wood. Give a final coat of diluted PVA for extra strength. The castle will fold flat to store.