



# Introduction to Gremlin

Online Course - July 21, 2017

## Section 1: Introduction

*What are Graphs and why should I care about TinkerPop?*

Topics to cover:

- What is a Property Graph?
- What is Apache TinkerPop?
- Overview of TinkerPop Building Blocks
- Introduction to the Gremlin Console

What is a Property Graph?

What is TinkerPop?

Overview of TinkerPop Building Blocks

Exercise 1: Apache TinkerPop Concepts

- a. What is a Property Graph?
- b. What organization sponsors TinkerPop?
- c. What type of thing is a Graph in TinkerPop?
- d. What type of thing is a Traversal in TinkerPop?
- e. What must you **always** do with the result of a TinkerPop Traversal?

Gremlin Console

To start your Gremlin Console:

1. Open a Terminal / CMD prompt for Docker commands
2. Download or git clone this repo: <https://github.com/experoinc/gremlin-lang-intro>
3. Build the Docker image: **docker build -t gremlin-lang-intro .**
4. Start a Docker container: **docker run -it gremlin-lang-intro**





# Introduction to Gremlin

Online Course - July 21, 2017

## Gremlin Console Commands

```
gremlin> :help
```

For information about **Groovy**, visit:

<http://groovy-lang.org>

Available commands:

```
:help      (:h ) Display this help message
?          (:? ) Alias to: :help
:exit     (:x ) Exit the shell
:quit     (:q ) Alias to: :exit
import    (:i ) Import a class into the namespace
:display  (:d ) Display the current buffer
:clear    (:c ) Clear the buffer and reset the prompt counter
:show     (:S ) Show variables, classes or imports
:inspect  (:n ) Inspect a variable or the last result with the ...
:purge    (:p ) Purge variables, classes, imports or preferences
:edit     (:e ) Edit the current buffer
:load     (:l ) Load a file or URL into the buffer
.         (:. ) Alias to: :load
:save     (:s ) Save the current buffer to a file
:record   (:r ) Record the current session to a file
:history  (:H ) Display, manage and recall edit-line history
:alias    (:a ) Create an alias
:register  (:rc) Register a new command with the shell
:doc      (:D ) Open a browser window displaying the doc for ...
:set      (:= ) Set (or list) preferences
:uninstall (: - ) Uninstall a Maven library and its dependencies ...
:install  (:+ ) Install a Maven library and its dependencies ...
:plugin   (:pin) Manage plugins for the Console
:remote   (:rem) Define a remote connection
:submit   (:> ) Send a Gremlin script to Gremlin Server
```

For help on a specific command type:

```
:help command
```

```
gremlin> :remote
```

```
==>Remote - Gremlin Server - [localhost/127.0.0.1:8182]-[uuid]
```

```
gremlin> g
```

```
==>graphtraversalsource[tinkergraph[vertices:1491 edges:5324], standard]
```

```
gremlin> :x
```

You will need to restart your Docker container after exiting the console.



# Introduction to Gremlin

Online Course - July 21, 2017

## Gremlin Console Commands

```
gremlin> graph
==>tinkergraph[vertices:1491 edges:5324]
gremlin> g
==>graphtraversalSource[tinkergraph[vertices:1491 edges:5324], standard]
gremlin> g.V().count()
==>1491
gremlin> g.E().count()
==>5324
```

## Exercise 2: Gremlin Server

Use the Gremlin Server log entries to answer the following. Restart the Docker container if necessary.

- What type of file is used to Configure the Gremlin Server? What directory is it in?
- How many different Graphs are loaded by the Graph Manager? What are the Graph variable names?
- What ScriptEngine is loaded?
- How many GraphTraversalSources are bound at startup? What are the GraphTraversalSource variable names?
- What port does the Gremlin Server use?

## Exercise 3: Gremlin Console

Answer the following questions and/or perform the following actions:

- How many plugins are activated when the Gremlin Console started?
- What key operation does the Gremlin Console automatically do for you?
- How do you get help for Gremlin Console commands?
- What Gremlin Server does the Gremlin Console have a remote connection to?
- What do you think the UUID in the :remote response is for?
- Enter each Graph variable name (e.g. classic, modern,... from Exercise 2b) one at a time and note the size of the graph. What is the largest graph? Which is the smallest?
- Enter each TraversalSource name one at a time and note the type of Graph they operate against.



# Introduction to Gremlin

Online Course - July 21, 2017

## Section 2: Basic Traversals

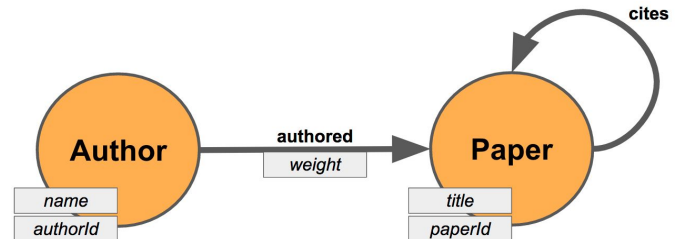
The R. you've been dreaming of

Topics to cover:

- Finding Vertices & Edges
- Traversing Edges
- Filtering

Best Practices & Defensive Coding

The Citations Data Set



Finding Vertices

`g.V()`

```
gremlin> g.V().limit(5)
```

```
==>v[0]
```

```
==>v[2049]
```

```
==>v[4098]
```

```
==>v[3]
```

```
==>v[2052]
```

`g.V(#)`

```
gremlin> g.V(594)
```

```
==>v[594]
```

`g.V().hasId(#)`

```
gremlin> g.V().hasId(594)
```

```
==>v[594]
```

`g.V().has(key, value)`

```
gremlin> g.V().has('name', 'H Zhi')
```

```
==>v[2049]
```



# Introduction to Gremlin

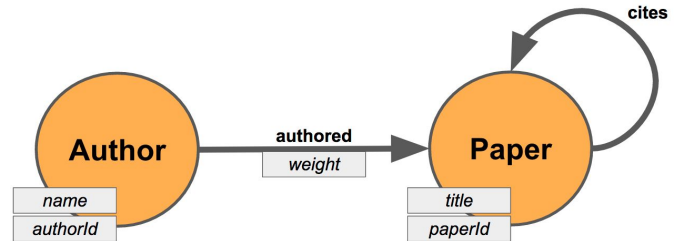
Online Course - July 21, 2017

*g.V().has(label,key,value)*

```
gremlin> g.V().has('Author','name','H Zhi')
==>v[2049]
```

*g.V().has(Type,label|id)*

```
gremlin>
g.V().has(label,'Author').limit(5)
==>v[0]
==>v[2049]
==>v[3]
==>v[2052]
==>v[6]
gremlin> g.V().has(id,2049)
==>v[2049]
```



*g.V().properties(key).hasValue(value)*

```
gremlin> g.V().properties('name').hasValue('H Zhi')
==>vp[name->H Zhi]
```

## Finding Edges

*g.E()*

```
gremlin> g.E().limit(5)
==>e[8192][3726-cites->2757]
==>e[8193][3726-cites->2964]
==>e[8194][3726-cites->2721]
==>e[8195][3726-cites->2838]
==>e[8196][3726-cites->2805]
```

*g.E().has(Type,value)*

```
gremlin> g.E().has(label,'authored').limit(5)
==>e[4473][0-authored->2418]
==>e[4474][3-authored->2421]
==>e[4475][6-authored->2421]
==>e[4476][9-authored->2424]
==>e[4477][12-authored->2424]
```



# Introduction to Gremlin

Online Course - July 21, 2017

*g.E().hasLabel(label)*

```

gremlin> g.E().hasLabel('authored').limit(5)
==>e[4473][0-authored->2418]
==>e[4474][3-authored->2421]
==>e[4475][6-authored->2421]
==>e[4476][9-authored->2424]
==>e[4477][12-authored->2424]

```

## Exercise 4: Finding Vertices and Edges

Answer the following questions. Use the Citations graph for writing and testing traversals.

- What two reasons are there for always using a Traversal object instead of a Graph one?
- What does the Gremlin Console automatically do to the traversal results for you?
- What type of Element does the Graph Step `g.V()` return?
- What type of Element does the Graph Step `g.E()` return?
- What types of Elements can we filter on?
- Return five Paper vertices from the graph.
- Return five cites edges from the graph.
- Find the ID of the Person vertex with the name: "R Li"
- Find the vertex with the internal ID "3" using two different traversals.

## Getting Properties

*g.V().values()*

```

gremlin> g.V(594).values()
==>A Ambainis
==>199

```

*g.V().values('name')*

```

gremlin> g.V(594).values('name')
==>A Ambainis

```

*g.V().valueMap()*

```

gremlin> g.V(594).valueMap()
==>{name=[A Ambainis], authorId=[199]}

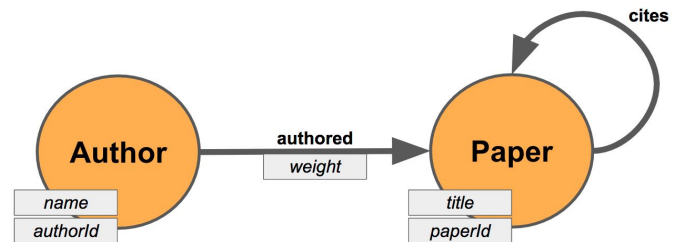
```

*g.V().valueMap('name')*

```

gremlin> g.V(594).valueMap('name')
==>{name=[A Ambainis]}

```





# Introduction to Gremlin

Online Course - July 21, 2017

```
g.V().valueMap(true)
```

```
gremlin> g.V(594).valueMap(true)
```

```
==>{name=[A Ambainis], id=594, authorId=[199], label=Author}
```

```
g.V().valueMap(true,'name')
```

```
gremlin> g.V(594).valueMap(true,'name')
```

```
==>{name=[A Ambainis], id=594, label=Author}
```

## Exercise 5: Getting Properties

Answer the following questions. Use the Citations graph for writing and testing traversals.

- What does the Gremlin Console automatically do to the traversal results for you?
- What is the value of the name property on the Vertex with internal ID: 2142?
- What is the value of the authorId property on the Vertex with internal ID: 120?
- What is the name of the Author with authorId 46?
- What is the title of the Paper with internal ID 4110?
- What is the title of the Paper with paperId 571?
- Return the map of values, internal ones and properties, for the paper with the title: "Quantum decision theory"

## Traversing Outbound Edges

```
g.V(#).outE()
```

```
gremlin> g.V(594).outE()
```

```
==>e[4912][594-authored->3036]
```

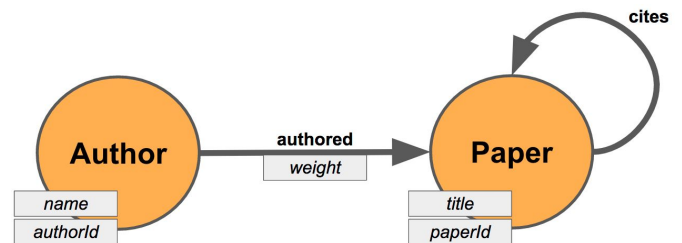
```
==>e[5796][594-authored->4242]
```

```
==>e[5508][594-authored->3876]
```

```
==>e[5931][594-authored->4407]
```

```
==>e[5964][594-authored->4434]
```

```
==>e[4815][594-authored->2895]
```



```
g.V(#).outE().valueMap()
```

```
gremlin> g.V(594).outE().valueMap()
```

```
==>{weight=0.4}
```

```
==>{weight=0.2857142857}
```

```
==>{weight=0.4}
```

```
==>{weight=0.6666666667}
```

```
==>{weight=0.3333333333}
```

```
==>{weight=0.1666666667}
```



# Introduction to Gremlin

Online Course - July 21, 2017

*g.V(#).outE().valueMap(true)*

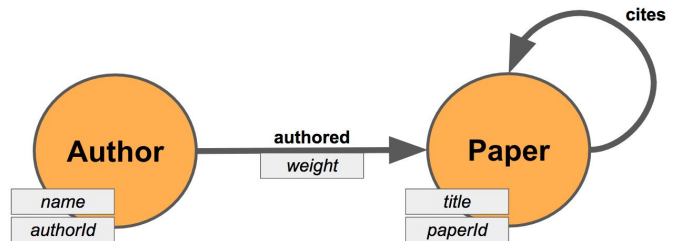
```
gremlin> g.V(594).outE().valueMap(true)
==>{weight=0.4, id=4912, label=authored}
==>{weight=0.2857142857, id=5796, label=authored}
==>{weight=0.4, id=5508, label=authored}
==>{weight=0.6666666667, id=5931, label=authored}
==>{weight=0.3333333333, id=5964, label=authored}
==>{weight=0.1666666667, id=4815, label=authored}
```

*g.V(#).outE().valueMap(true)*

```
gremlin> g.V(594).outE().valueMap(true)
==>{weight=0.4, id=4912, label=authored}
==>{weight=0.2857142857, id=5796, label=authored}
==>{weight=0.4, id=5508, label=authored}
==>{weight=0.6666666667, id=5931, label=authored}
==>{weight=0.3333333333, id=5964, label=authored}
==>{weight=0.1666666667, id=4815, label=authored}
```

*g.V(#).out()*

```
gremlin> g.V(594).out()
==>v[3036]
==>v[4242]
==>v[3876]
==>v[4407]
==>v[4434]
==>v[2895]
```



*g.V(#).out().valueMap()*

```
gremlin> g.V(594).out().valueMap(true)
==>{id=3036, title=[Multiparty ...], label=Paper, paperId=[207]}
==>{id=4242, title=[Worst case ...], label=Paper, paperId=[609]}
==>{id=3876, title=[Nonlocal Qu...], label=Paper, paperId=[487]}
==>{id=4407, title=[Provable Ad...], label=Paper, paperId=[664]}
==>{id=4434, title=[On symmetri...], label=Paper, paperId=[673]}
==>{id=2895, title=[Quantum wal...], label=Paper, paperId=[160]}
```

*g.V(#).out().valueMap()*

```
gremlin> g.V().hasLabel('Author').
.....> has('name', 'A Ambainis').out().valueMap(true)
==>{id=3036, title=[Multiparty ...], label=Paper, paperId=[207]}
==>{id=4242, title=[Worst case ...], label=Paper, paperId=[609]}
```





# Introduction to Gremlin

Online Course - July 21, 2017

```

==>{id=3876, title=[Nonlocal Qu...], label=Paper, paperId=[487]}
==>{id=4407, title=[Provable Ad...], label=Paper, paperId=[664]}
==>{id=4434, title=[On symmetri...], label=Paper, paperId=[673]}
==>{id=2895, title=[Quantum wal...], label=Paper, paperId=[160]}

```

## Traversing Inbound Edges

*g.V(#).valueMap(true)*

```
gremlin> g.V(2424).valueMap(true)
```

```

==>{id=2424, title=[A quantum s...], label=Paper, paperId=[3]}

```

*g.V(#).inE()*

```
gremlin> g.V(2424).inE()
```

```

==>e[4476][9-authored->2424]

```

```

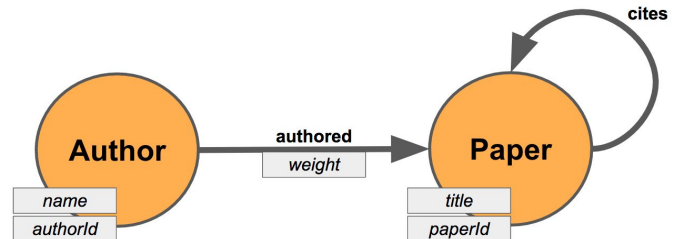
==>e[4477][12-authored->2424]

```

```

==>e[4478][15-authored->2424]

```



*g.V(#).inE().valueMap(true)*

```
gremlin> g.V(2424).inE().valueMap(true)
```

```

==>{weight=0.5, id=4476, label=authored}

```

```

==>{weight=0.3333333333, id=4477, label=authored}

```

```

==>{weight=0.1666666667, id=4478, label=authored}

```

*g.V(#).in().valueMap()*

```
gremlin> g.V(3975).in().valueMap()
```

```

==>{name=[OG Zabaleta], authorId=[607]}

```

```

==>{name=[CM Arizmendi], authorId=[608]}

```

```

==>{title=[Quantum decision making by social agents], paperId=[627]}

```

```

==>{title=[N-person quantum Russian roulette], paperId=[669]}

```

```

==>{title=[Quantum Dating Market], paperId=[656]}

```

*g.V(#).in(label).valueMap()*

```
gremlin> g.V(3975).in('authored').valueMap()
```

```

==>{name=[OG Zabaleta], authorId=[607]}

```

```

==>{name=[CM Arizmendi], authorId=[608]}

```

*g.V(#).in(label).valueMap()*

```
gremlin> g.V(3975).in('cites').valueMap()
```

```

==>{title=[Quantum decision making by social agents], paperId=[627]}

```

```

==>{title=[N-person quantum Russian roulette], paperId=[669]}

```

```

==>{title=[Quantum Dating Market], paperId=[656]}

```



# Introduction to Gremlin

Online Course - July 21, 2017

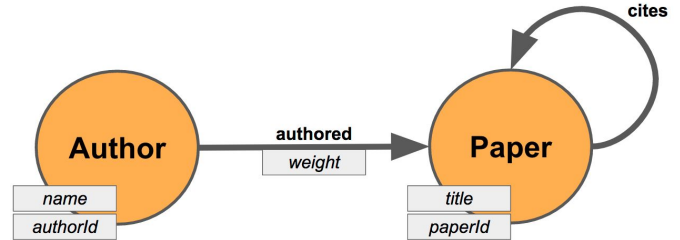
## Traversing Inbound & Outbound Edges

*g.V(#).bothE()*

```

gremlin> g.V(3975).bothE()
==>e[8667][3975-cites->2529]
==>e[8668][3975-cites->2550]
==>e[8669][3975-cites->3714]
==>e[5591][1818-authored->3975]
==>e[5592][1821-authored->3975]
==>e[9330][4296-cites->3975]
==>e[9717][4422-cites->3975]
==>e[9655][4383-cites->3975]

```



*g.V(#).both(label)*

```

gremlin> g.V(3975).both('cites')
==>v[2529]
==>v[2550]
==>v[3714]
==>v[4296]
==>v[4422]
==>v[4383]

```

*g.V(#).both(label).in(label)*

```

gremlin> g.V(3975).both('cites').in('authored')
==>v[153]
==>v[207]
==>v[210]
==>v[213]
==>v[1317]
==>v[1320]
==>v[1320]
==>v[2211]
==>v[1833]
==>v[1821]
==>v[1818]

```

*g.V(#).both(label).in(label).valueMap()*

```

gremlin> g.V(3975).both('cites').in('authored').valueMap()
==>{name=[DA Meyer], authorId=[52]}
==>{name=[J Eisert], authorId=[70]}
==>{name=[M Wilkens], authorId=[71]}

```



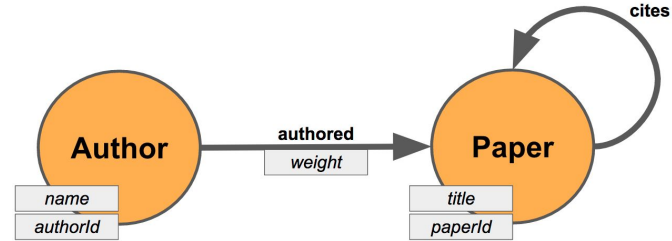
# Introduction to Gremlin

Online Course - July 21, 2017

```

=>{name=[M Lewenstein], authorId=[72]}
=>{name=[VI Yukalov], authorId=[440]}
=>{name=[D Sornette], authorId=[441]}
=>{name=[D Sornette], authorId=[441]}
=>{name=[V Yukalov], authorId=[738]}
=>{name=[P Frackiewicz], authorId=[612]}
=>{name=[CM Arizmendi], authorId=[608]}
=>{name=[OG Zabaleta], authorId=[607]}

```



```

g.V(#).both(label).in(label).dedup().valueMap()
gremlin> g.V(3975).both('cites').
.....1>          in('authored').dedup().valueMap()
=>{name=[DA Meyer], authorId=[52]}
=>{name=[J Eisert], authorId=[70]}
=>{name=[M Wilkens], authorId=[71]}
=>{name=[M Lewenstein], authorId=[72]}
=>{name=[VI Yukalov], authorId=[440]}
=>{name=[D Sornette], authorId=[441]}
=>{name=[V Yukalov], authorId=[738]}
=>{name=[P Frackiewicz], authorId=[612]}
=>{name=[CM Arizmendi], authorId=[608]}
=>{name=[OG Zabaleta], authorId=[607]}

```

## Exercise 6: Traversing Edges

Answer the following questions. Use the Citations graph for writing and testing traversals.

- What does the Gremlin Console automatically do to the traversal results for you?
- What is the title for the paper with a paperId value of 119.
- Get the authors for the paper with paperId value of 119. How many are there?
- How many other papers did those authors collaborate on?
- For the Paper with paperId 91 what Papers does it cite? What Papers cite it?
- For the Paper with the title "A survey of quantum games":
  - What is its internal ID?
  - What is its paperId value?
  - How many Papers either cite or are cited by it?



# Introduction to Gremlin

Online Course - July 21, 2017

## Gremlin's Predicates

Predicates take an object and return a true or false.

Predicate	Description
<b>eq</b> (object)	Is the incoming object equal to the provided object?
<b>neq</b> (object)	Is the incoming object not equal to the provided object?
<b>lt</b> (number)	Is the incoming number less than the provided number?
<b>lte</b> (number)	Is the incoming number less than or equal to the provided number?
<b>gt</b> (number)	Is the incoming number greater than the provided number?
<b>gte</b> (number)	Is the incoming number greater than or equal to the provided number?
<b>inside</b> (number, number)	Is the incoming number greater than the first provided number and less than the second?
<b>outside</b> (number, number)	Is the incoming number less than the first provided number or greater than the second?
<b>between</b> (number, number)	Is the incoming number greater than or equal to the first provided number and less than the second?
<b>within</b> (objects...)	Is the incoming object in the array of provided objects?
<b>without</b> (objects...)	Is the incoming object not in the array of the provided objects?
<b>not</b> (predicate())	Returns the logical negation of the predicate.
<b>and</b> (predicate(),...)	Predicates can be <i>and</i> 'd together.
<b>or</b> (predicate(),...)	Predicates can be <i>or</i> 'd together.



# Introduction to Gremlin

Online Course - July 21, 2017

## Filtering

*g.V().has(key,predicate).valueMap()*

```
gremlin> g.V().has('paperId',lte(5)).valueMap()
==>{title=[Utility of information game theoretic approach], paperId=[1]}
==>{title=[A GLOBAL THEORY FOR LINEAR QUADRATIC DIFFER...], paperId=[2]}
==>{title=[A quantum shuffling game for teaching stati...], paperId=[3]}
==>{title=[A max-min differential game in Hilbert space], paperId=[4]}
==>{title=[Statistical decision theory for quantum systems], paperId=[5]}
```

*g.V().hasLabel(label).values(key).is(predicate)*

```
gremlin> g.V().hasLabel('Author').values('authorId').is(gt(800))
==>801
==>802
==>803
==>804
==>805
==>806
```

For the authors of paperId 119, what other papers have they written, not including paperId 119?

```
gremlin> g.V().has('paperId',119).as('a').
.....1>      in('authored').out('authored').as('b').
.....2>      where('b',neq('a')).dedup().values('title')
==>Quantum game in matrix strategies
==>Quantum Game with Restricted Matrix Strategies
```

## Exercise 7: Filtering

Answer the following questions. Use the Citations graph for writing and testing traversals.

- What does the Gremlin Console automatically do to the traversal results for you?
- List the titles of the papers with paperId values between 10 and 20
- List the names of the authors that start with A.
- What authors wrote papers with J Kempe co-authors.



# Introduction to Gremlin

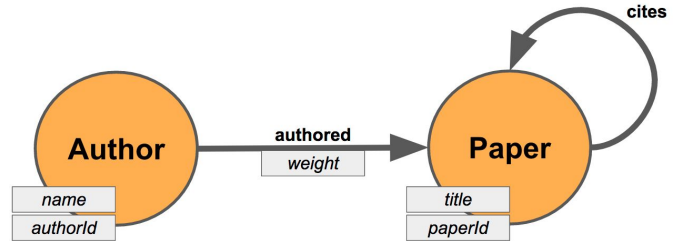
Online Course - July 21, 2017

## Section 3: Mutating the Graph

All your C.U.D. are belong to us

Topics to cover:

- Graph vs Traversal Review
- Adding Data
- Editing Data
- Removing Data



### Adding Vertices

Graph: `graph.addVertex(Type,label,key,value...)`

```

gremlin> bfrank = graph.addVertex(label,'Author',
.....1>                               'authorId',1001,
.....2>                               'name','B Frank')
==>v[1]
  
```

Traversal: `g.addV(label).property(key,value)`

```

gremlin> g.addV('Author').property('authorId',1002).
.....1>                               property('name','C Delay')
==>v[5]
  
```

“Safe 1”: `g.V().has(label,key,value).tryNext().orElseGet({g.addV(T.label,label,key,value).next()})`

```

gremlin> g.V().has('paperId',2002).tryNext().
.....1>                               orElseGet({
.....2>                               g.addV('Paper').
.....3>                               property('paperId',2002).
.....4>                               property('title','Wee Delay').
.....5>                               next()
.....6>                               })
==>v[10]
  
```

“Safe 2”: `g.V().has(label,key,value).fold().coalesce(unfold(),addV(T.label,label,key,value))`

```

gremlin> g.V().has('paperId',2003).fold().
.....1>                               coalesce(
.....2>                               unfold()
.....3>                               , addV('Paper').
.....4>                               property('paperId',2003).
.....5>                               property('title','Outa Time'))
==>v[12]
  
```



# Introduction to Gremlin

Online Course - July 21, 2017

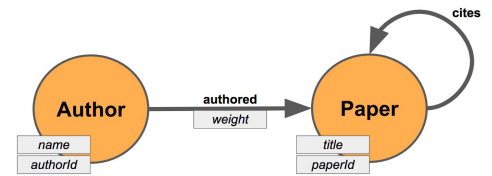
Add another Paper for addEdge() example

```
gremlin> p2001 = graph.addVertex(label, 'Paper',
.....1>           'paperId', 2001,
.....2>           'title', 'Let Me Be Frank')
==>v[14]
```

## Adding Edges

Graph: *vertex1.addEdge(label, vertex2, key, value, ...)*

```
gremlin> bfrank.addEdge('authored', p2001, 'weight', 1)
==>e[19][1-authored->14]
```



Traversal: *g.V().has(key,value).as(alias1).*

*V().has(key,value).as(alias2).*

*addE(label).from(alias1).to(alias2).property(key,value)*

```
gremlin> g.V().has('authorId', 1002).as('a').
.....1> V().has('paperId', 2002).as('p').
.....2>   addE('authored').from('a').to('p').
.....3>   property('weight', 1)
==>e[20][5-authored->10]
```

Graph: *vertex.property(key, value)*

```
gremlin> g.V().has('authorId', 1002).as('a').
.....1> V().has('paperId', 2002).as('p').
.....2>   addE('authored').from('a').to('p').
.....3>   property('weight', 1)
==>e[20][5-authored->10]
```

## Exercise 8: Adding Data

Answer the following questions. Use the Citations graph for writing and testing traversals.

- What is the difference between a Graph and a TraversalSource?
- When mutating a graph, should you use the Graph or the TraversalSource?
- Add an Author with name: **M A Rodriguez**, authorId: **900**
- Add an Author with name: **J H Watkins**, authorId: **901**
- Add a Paper with title: **Quantum Walks with Gremlin**, paperId: **700**
- For both of the Authors that were added, add an edge with the label: **authored** connecting them to the Paper that was added. For both edges set the **weight** property to 0.5.



# Introduction to Gremlin

Online Course - July 21, 2017

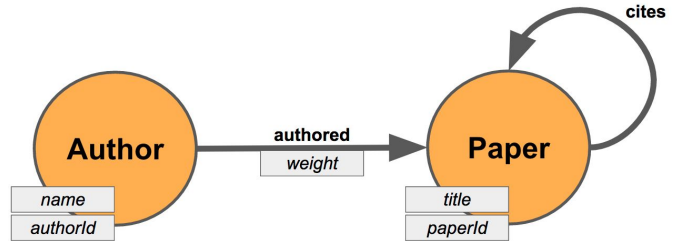
## Adding and Editing Properties

Graph: *vertex.property(key, value)*

```
gremlin> bfrank.property('age',27)
==>vp[age->27]
```

### Verify with Traversal

```
gremlin> bfrank
==>v[1]
gremlin> g.V(bfrank).valueMap()
==>{name=[B Frank], authorId=[1001], age=[27]}
```



Traversal: *g.V().has(key,value).property(key,value)*

```
gremlin> g.V().has('authorId',1002).property('age',35)
==>v[5]
```

Traversal: *g.V().has(key,value).property(list,key,value)*

```
gremlin> g.V().has('authorId',1002).property(list,'name','Charles')
==>v[5]
```

### Verify with a traversal

```
gremlin> g.V().has('authorId',1002).values('name')
==>C Delay
==>Charles
```

Traversal: *g.V().has(key,value).property(set,key,value)*

```
gremlin> g.V().has('authorId',1002).
.....1>     property(set,'email','c@gmail.com').
.....2>     property(set,'email','c@hotmail.com')
==>v[5]
```

Traversal: *g.V().has(key,value).property(single,key,value)*

```
gremlin> g.V().has('authorId',1002).
.....1>     property(single,'name','C Delay')
==>v[5]
```

Change a property with Traversal: *g.V().has(key,value).property(key,value)*

```
gremlin> g.V().has('authorId',1002).property('age',29)
==>v[5]
```





# Introduction to Gremlin

Online Course - July 21, 2017

Reset a Set property with Traversal: *g.V().has(key,value).property(set,key,value)*

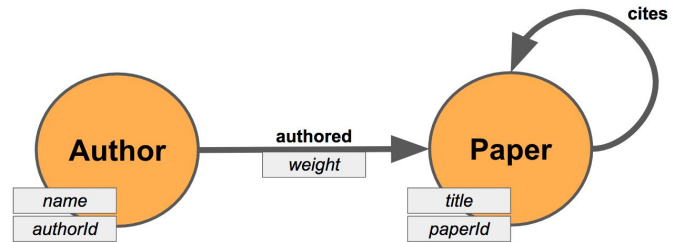
```
gremlin> g.V().has('authorId',1002).
.....1>      property('email','c@yahoo.com')
==>v[5]
```

```
gremlin> g.V().has('authorId',1002).valueMap()
==>{name=[C Delay], authorId=[1002], age=[29], email=[c@yahoo.com]}
```

## Removing Properties

Graph: *vertex.property(key).remove()*

```
gremlin> bfrank.property('age').remove()
==>null
gremlin> g.V(bfrank).valueMap()
==>{name=[B Frank], authorId=[1001]}
```



Traversal: *g.V().has(key,value).properties(key).drop()*

```
gremlin> g.V().has('authorId',1002).properties('age').drop()
gremlin> g.V().has('authorId',1002).valueMap()
==>{name=[B Frank], authorId=[1001]}
```

## Dropping Edges

Traversal: *g.V().has(key,value).out(label).drop()*

```
gremlin> g.V().has('authorId',1002).outE()
==>e[20][5-authored->10]
gremlin> g.V().has('authorId',1002).outE().drop()
gremlin> g.V().has('authorId',1002).outE()
gremlin>
```

## Removing Vertices

Graph: *vertex.remove()*

```
gremlin> g.V(bfrank).valueMap()
==>{name=[B Frank], authorId=[1001]}
gremlin> bfrank.remove()
==>null
gremlin> g.V().has('authorId',1001)
gremlin>
```



# Introduction to Gremlin

Online Course - July 21, 2017

Traversal: `g.V().has(key,value).drop()`

```

gremlin> g.V().has('authorId',1002).valueMap()
==>{name=[C Delay], authorId=[1002], email=[c@yahoo.com]}
gremlin> g.V().has('authorId',1002).drop()
gremlin> g.V().has('authorId',1002).valueMap()
gremlin>

```

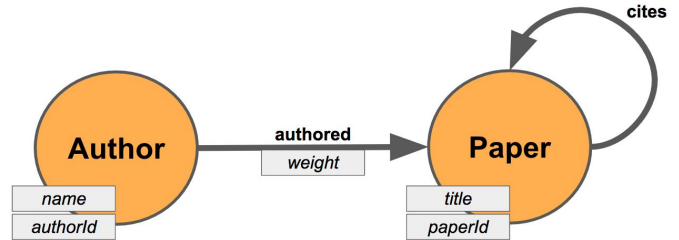
## Removing a Graph

Traversal: `g.E().drop(); g.V().drop()`

```

gremlin> gclassic.E().count()
==>6
gremlin> gclassic.E().drop()
gremlin> gclassic.E().count()
==>0
gremlin> gclassic.V().count()
==>6
gremlin> gclassic.V().drop()
gremlin> gclassic.V().count()
==>0

```



Recover the Classic graph Elements by restarting the Docker container.

## Exercise 9: Editing / Removing Data

Answer the following questions. Use the Citations graph for writing and testing traversals.

- Remove the name property from one of the two Authors which you added in Exercise 8.
- Remove the Paper vertex that doesn't have a name without using a Traversal.
- For the remaining new Author, change the weight on the authored edge to 1.
- For the remaining new Author, change their name to N A Smith.
- Remove the two Author vertices where were created in Exercise 8
- Drop The Crew. (If you want The Crew back, just exit the Gremlin Console to stop the Container and restart).



# Introduction to Gremlin

Online Course - July 21, 2017

## Section 4: Common Transformations

Topics to cover:

- Projections
- Grouping
- Ordering
- Aggregations
- (a little theory)

### Projections

Assign a variable name to a vertex with: `vertex = g.V().has(key,value).next(); null`

```
gremlin> zhi = g.V().has('name','H Zhi').next(); null
==>null
```

List of the *name* property values

```
gremlin> g.V(zhi).values('name')
==>H Zhi
```

Map of the *name* properties and values including the vertex label and ID

```
gremlin> g.V(zhi).valueMap(true,'name')
==>{name=[H Zhi], authorId=[684], id=2049, label=Author}
```

`g.V().....as('alias1')...as('alias2')....select('alias1','alias2').by().by()`

```
gremlin> g.V().has('paperId',104).
.....1>          in('authored').as('a').
.....2>          out('authored').as('t').
.....3>          select('a','t').by('name').by('title')
==>{a=YJ Han, t=W state and Greenberger-Horne-Zeilinger state...}
==>{a=YS Zhang, t=Qunatum Parrondo's games constructed by qua...}
==>{a=YS Zhang, t=W state and Greenberger-Horne-Zeilinger sta...}
==>{a=YS Zhang, t=Optical realization of quantum gambling mac...}
==>{a=YS Zhang, t=Quantum strategies of quantum measurements}
==>{a=YS Zhang, t=Quantum Game Theory}
==>{a=GC Guo, t=Quantum Parrondo game based on a quantum ratc...}
==>{a=GC Guo, t=Qunatum Parrondo's games constructed by quant...}
==>{a=GC Guo, t=W state and Greenberger-Horne-Zeilinger stat...}
==>{a=GC Guo, t=Optical realization of quantum gambling mach...}
==>{a=GC Guo, t=Quantum strategies of quantum measurements}
```



# Introduction to Gremlin

Online Course - July 21, 2017

```

g.V().....project('alias1','alias2').by().by()
gremlin> g.V().hasLabel('Paper').limit(5).
.....1>         project('title','authorCount','citesCount').
.....2>         by(values('title')).
.....2>         by(inE('authored').count()).
.....2>         by(outE('cites').count())
==>{title=Outa Time, authorCount=0, citesCount=0}
==>{title=Bell violations through independe..., authorCount=1, citesCount=1}
==>{title=Photon shell game in three-reson..., authorCount=15, citesCount=0}
==>{title=Non-adaptive measurement-based qu..., authorCount=4, citesCount=2}
==>{title=QUANTUM MECHANISM HELPS AGENTS CO..., authorCount=1, citesCount=7}

```

## Grouping

Group all of the vertices in the graph by their label and return their count.

```

gremlin> g.V().group().by(label).by(count())
==>{Author=806, Paper=685}

```

Group all of the vertices in the graph by their label and return their count.

```

gremlin> g.V().groupCount().by(label)
==>{Author=806, Paper=685}

```

## Ordering

For the author N Gisin, list the paper titles in alphabetical order.

```

gremlin> gisin = g.V().has('authorId',39).next(); null
==>null
gremlin> g.V(gisin).out('authored').
.....1>         order().by('title').
.....2>         values('title')
==>Guess Your Neighbor's Input: A Multipartite Nonlocal Game with...
==>Optimal eavesdropping in quantum cryptography. I. Information ...
==>Quantum cryptography with coherent states
==>Quantum solution to the Byzantine agreement problem

```

For the author N Gisin, list the paper titles in reverse alphabetical order.

```

gremlin> g.V(gisin).out('authored').
.....1>         order().by('title',decr).
.....2>         values('title')
==>Quantum solution to the Byzantine agreement problem
==>Quantum cryptography with coherent states
==>Optimal eavesdropping in quantum cryptography. I. Information ...

```



# Introduction to Gremlin

Online Course - July 21, 2017

==>Guess Your Neighbor's Input: A Multipartite Nonlocal Game with...

## Aggregations

How many vertices are in the Citations graph?

```
gremlin> g.V().count()
==>1491
```

How many papers has authorId 114 authored?

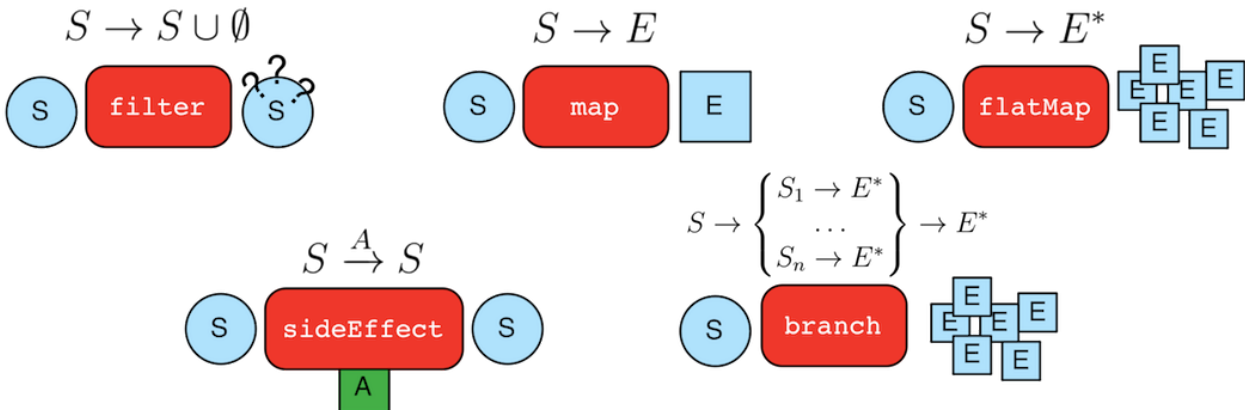
```
gremlin> g.V().has('authorId',114).out('authored').count()
==>48
```

What is the maximum value of the authorId property?

```
gremlin> g.V().values('authorId').max()
==>806
```

## A Wee Bit o' Theory

*Gremlin Step Superclasses*



## Exercise 10: Transformations

Answer the following questions. Use the Citations graph for writing and testing traversals.

- For paper 101, list the name of the authors and the titles of all of their papers.
- What are the labels in the Grateful Dead graph (traversal: ggrateful) and how many vertexes are there for each label?
- List the titles for the papers by X Xu in alphabetical order.
- Find the minimum and maximum paperId values.