



Unit: 1.3

Pictograms

Key

- To understand that data can be represented in picture format.
- To contribute to a class pictogram.
- To use a pictogram to record the results of an experiment.

Key Vocabulary

Pictogram

A diagram that uses pictures to represent data.

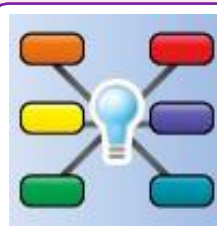
Data

Facts and statistics collected together that can provide information.

Collate

Collect and combine (texts, information, or data).

Key Resources



2Connect

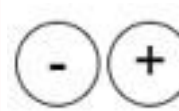


2Count

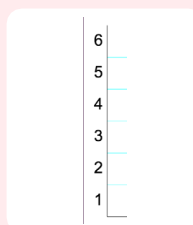
Key Images



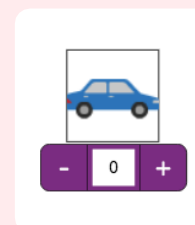
Open, Close and Share



Add or delete columns



Frequency



Add or delete objects from the Pictogram