

# Lightcliffe Academy – Year 9 Home Learning: Half Term 6

Below is a **suggested** weekly timetable to follow.

Time	Monday	Tuesday	Wednesday	Thursday	Friday
9am	Emails / Respond to Feedback				
10am	<a href="#">English</a>	<a href="#">Maths</a>	<a href="#">English</a>	<a href="#">Maths</a>	<a href="#">Science</a>
11am	<b>BREAK</b>	<b>BREAK</b>	<b>BREAK</b>	<b>BREAK</b>	<b>BREAK</b>
11:20am	<a href="#">Science</a>	Option 1	Option 2	Option 3	Option 4
12:20pm	<a href="#">Core RS</a>	<a href="#">Evaluate</a>	<a href="#">Core PE</a>	<a href="#">Evaluate</a>	<a href="#">Evaluate</a>
1:20pm	<b>LUNCH</b>	<b>LUNCH</b>	<b>LUNCH</b>	<b>LUNCH</b>	<b>LUNCH</b>
2pm	<a href="#">Evaluate</a>	Knowledge Organisers	<a href="#">Evaluate</a>	Knowledge Organisers	
3pm	Emails / Respond to Feedback				
3:30pm	<a href="#">Well-being / Keeping Active</a>				

## Option Subjects:

<a href="#">Art</a>	<a href="#">Business</a>	<a href="#">Computer Science</a>	<a href="#">ICT</a>	<a href="#">Dance</a>
<a href="#">Drama</a>	<a href="#">Food</a>	<a href="#">Geography</a>	<a href="#">H&amp;S</a>	<a href="#">History</a>
<a href="#">Languages</a>	<a href="#">Media</a>	<a href="#">Music</a>	<a href="#">PE</a>	<a href="#">RS</a>
<a href="#">Travel &amp; Tourism</a>	<a href="#">Technology</a>			

**Click on any subject above to go to the home learning lessons for that subject.**


### Before you start each piece of work:

It is important to think about how you will complete the work you are set for each subject. You should go through the process of **Plan**, **Monitor** and **Evaluate** for each piece of work you are given. Full guidance / hints and tips on how to do this can be found [here](#).




### Accelerated Reader:

A pre-recorded lesson on Accelerated reader can be found [here](#).  
Additional reading resources can be found [here](#).



### Knowledge Organiser:

For a pre-recorded lesson on how to use a knowledge organiser, click [here](#).



### Emails / Feedback:

It is important to build in time to check your emails each day. Achievement Directors, Heads of Year and teachers often send out important information.

Emails are also an easy way to contact teachers, whether this is to submit work or to ask for help with your learning. It is also important to spend some time improving your work based on any feedback that you have received from teachers.



## Wellbeing / Keeping Active:

It is important to wind down at the end of the school day and to do something to look after **you**. This could be taking part in a physical activity or doing something to improve your mental wellbeing. We have included a list of resources to support you with this – simply click [here](#).



## Submitting work:

There is no requirement for students to work on the booklets / templates provided by each subject. It is absolutely fine for students to complete work on paper and email pictures of their work to their subject teachers. Students can also type work up on a Word Document / PowerPoint and email that to their teacher.


## Microsoft Office:

As well as accessing school emails via Microsoft Office, students also have access to free online versions of Word, PowerPoint, Excel and Teams. These software packages can be accessed on smartphones and tablets as well as PC's and laptops. Simply click on the grid icon on the top left hand corner of your email window.



Office 365 →

### Apps



All apps →



**Click on the email icon to sign in to Microsoft Office 365.**

**Username:** SchoolUsername@lightcliffeacademy.co.uk

**Password:** school password

## If you have forgotten your username / password:

1. Open a web browser and go to: <https://form.jotform.com/200765364314048>
2. Fill in the form and submit
3. We will email your details out to your parent/guardian (please check your junk folder)

## English

Week Commencing	Topic / Lesson Title	Lesson 1	Lesson 2
22 <sup>nd</sup> June	Non Fiction and Media Texts	<a href="#">Non – Fiction: GAP and Facts and Opinion</a>	<a href="#">Non – Fiction: Identifying and summarising information</a>
29 <sup>th</sup> June	Non – Fiction and Media Texts	<a href="#">Non – Fiction: Exploring language and writer's viewpoints</a>	<a href="#">Non – Fiction: Practice Questions</a>
6 <sup>th</sup> July	English Literature: Macbeth (Preparation for Year 10)	<a href="#">Macbeth: Pre reading and Context</a>	<a href="#">Macbeth: Context and the Supernatural</a>
13 <sup>th</sup> July	English Literature: Macbeth (Preparation for Year 10)	<a href="#">Macbeth: Themes</a>	<a href="#">Macbeth: Paranoia</a>
20 <sup>th</sup> July	<b>SUMMER HOLIDAY</b>		

### Work to be submitted:

Any tasks highlighted in **red** should be submitted to your teachers.

Any tasks in **green** are optional challenge tasks, however, it would be a good idea to give them a go!

### Deadline:

All red Non-Fiction tasks: 2<sup>nd</sup> July.

All red Macbeth tasks: 17<sup>th</sup> July. Please also save/file the work completed for Macbeth as you will need this for the start of Year 10.

### Method of submission:

Please email your class teachers with completed work. This could be done on the document itself and saved or you could send in photographs of the work completed.



## Maths

Week Commencing	Topic / Lesson Title	Lesson 1	Lesson 2
15 <sup>th</sup> June	Consolidation week		
22 <sup>nd</sup> June	Changing units	<a href="#">Changing metric units</a>	<a href="#">Changing all units</a>
29 <sup>th</sup> June	Pythagoras Theorem	<a href="#">Pythagoras Theorem</a>	Applying Pythagoras Theorem
6 <sup>th</sup> July	Probability	<a href="#">Listing Outcomes</a>	<a href="#">Probability – equally likely outcomes</a>
13 <sup>th</sup> July	Probability	<a href="#">Types of probability – relative frequency</a>	<a href="#">Mutually exclusive – relative frequency table</a>
20 <sup>th</sup> July	Summer Holiday		
<b>Work to be submitted:</b> All work will continue to be set on Hegartymaths. The lessons and videos hyperlinked above are an extra resource to help you. If you complete the written work, be sure to show working at every stage and E-mail a photograph to your teacher.			
<b>Deadline:</b> The hegartymaths work is set weekly, and we want to see some work being done every week. All tasks should be completed by 17 <sup>th</sup> July			
<b>Method of submission:</b> Work completed on Hegartymaths Or by email to your class teacher			



## Science

Week Commencing	Topic / Lesson Title	Lesson 1	Lesson 2
15 <sup>th</sup> June	Consolidation from previous weeks.		
22 <sup>nd</sup> June	Infection and response-communicable disease	<a href="#">Communicable disease</a> – read through the information in the powerpoint and make revision notes  <a href="#">Bitesize</a>	<a href="#">Communicable disease</a> – answer the questions in the word document. Mark your own work using the answers in the powerpoint. Develop your revision material if needed.
29 <sup>th</sup> June	Infection and response – Human defence systems, vaccinations and antibiotics	<a href="#">Human defence systems, vaccinations and antibiotics</a> - <a href="#">Communicable disease</a> – read through the information in the powerpoint and make revision notes  <a href="#">Bitesize</a>	<a href="#">Human defence systems, vaccinations and antibiotics</a> - answer the questions in the word document. Mark your own work using the answers in the powerpoint. Develop your revision material if needed.
6 <sup>th</sup> July	Infection and response – Discovery and development of drugs	<a href="#">Discovery and development of drugs</a> - read through the information in the powerpoint and make revision notes  <a href="#">Bitesize</a>	<a href="#">Discovery and development of drugs</a> - answer the questions in the word document. Mark your own work using the answers in the powerpoint. Develop your revision material if needed.  <a href="#">Revision video</a> – this video covers all of the infection and response topic
13 <sup>th</sup> July	Infection and response – Exam questions	<a href="#">Exam questions</a> – answer these exam questions. Make sure you do the correct tier. If you do not know your tier, email your teacher to ask.	<a href="#">Exam questions</a> - Mark your own work using the answers document. Develop your revision material if needed.

			<a href="#">Revision questions video</a> – this video contains questions and answers that you can use to develop your understanding
20 <sup>th</sup> July	SUMMER HOLIDAY		
<p><b>Work to be submitted:</b> Students to focus on one topic per week as each topic will take 2 hours. Each topic will have a link to a powerpoint (the students need to read through these and use their revision guides/bitesize links to develop this understanding) and also to a word document. Students must complete all questions in the word document and submit evidence of this. Students can self assess these questions using the mark scheme in the powerpoint document.</p> <p><b>Deadline:</b> Students to submit their work on a weekly basis.</p> <p><b>Method of submission:</b> Foldr&gt;HandWorkIn&gt; Staff Initials &gt; Miss Chantry – NCY Miss LeGray Wise – ZLE Mr Davies – LDS Miss Atkinson – JAN Mr McNicholas – MMS Mr Kelly – PKY Mr Tetlaw – DTW Mr Hussain – SHN Supply teacher – NCY</p>			



## History

Week Commencing	Topic	Lessons
15 <sup>th</sup> June		Consolidation from previous weeks.
22 <sup>nd</sup> June	Early Elizabethan England 1558-88	An introduction to Elizabeth (video lesson) <a href="https://foldr.lightcliffeacademy.co.uk/home/files/Lightcliffe%20Academy%20-%20DRL/History/Year%209/Half%20term%206">https://foldr.lightcliffeacademy.co.uk/home/files/Lightcliffe%20Academy%20-%20DRL/History/Year%209/Half%20term%206</a>
29 <sup>th</sup> June	Early Elizabethan England 1558-88	Elizabeth's Early rule <a href="https://foldr.lightcliffeacademy.co.uk/home/files/Lightcliffe%20Academy%20-%20DRL/History/Year%209/Half%20term%206">https://foldr.lightcliffeacademy.co.uk/home/files/Lightcliffe%20Academy%20-%20DRL/History/Year%209/Half%20term%206</a>
6 <sup>th</sup> July	Early Elizabethan England 1558-88	Elizabeth's religious Settlement <a href="https://foldr.lightcliffeacademy.co.uk/home/files/Lightcliffe%20Academy%20-%20DRL/History/Year%209/Half%20term%206">https://foldr.lightcliffeacademy.co.uk/home/files/Lightcliffe%20Academy%20-%20DRL/History/Year%209/Half%20term%206</a>
13 <sup>th</sup> July	Early Elizabethan England 1558-88	Challenges to Elizabeth's rule <a href="https://foldr.lightcliffeacademy.co.uk/home/files/Lightcliffe%20Academy%20-%20DRL/History/Year%209/Half%20term%206">https://foldr.lightcliffeacademy.co.uk/home/files/Lightcliffe%20Academy%20-%20DRL/History/Year%209/Half%20term%206</a>
20 <sup>th</sup> July	SUMMER HOLIDAY	
<b>Work to be submitted:</b> Please submit your work from the introduction lesson. Let us know how you are performing in the quizzes from each of the lessons.		
<b>Deadline:</b> 29 <sup>th</sup> June for your work on the introduction lesson. Let us know how you perform on the quizzes after you have completed them. If you want to make revision cards/mind maps on each lesson topic, send pictures of those into your teacher as you complete them.		
<b>Method of submission:</b> Email your class teacher; <a href="mailto:kgledhill@lightcliffeacademy.co.uk">kgledhill@lightcliffeacademy.co.uk</a> ; <a href="mailto:lcockcroft@lightcliffeacademy.co.uk">lcockcroft@lightcliffeacademy.co.uk</a> ; <a href="mailto:eswinhoe1@lightcliffeacademy.co.uk">eswinhoe1@lightcliffeacademy.co.uk</a>		



## Geography

Week Commencing	Topic / Lesson Title	Lesson 1
15 <sup>th</sup> June	Consolidation from previous weeks.	
22 <sup>nd</sup> June	L1 - Map skills – 4/6 figure refs & symbols	<a href="https://foldr.lightcliffeacademy.co.uk/home/files/Digital Resource Library/Geography/KS4/Home Learning/Year 9">https://foldr.lightcliffeacademy.co.uk/home/files/Digital Resource Library/Geography/KS4/Home Learning/Year 9</a>
29 <sup>th</sup> June	L2 - Map skills – height, scale & describing landscape	<a href="https://foldr.lightcliffeacademy.co.uk/home/files/Digital Resource Library/Geography/KS4/Home Learning/Year 9">https://foldr.lightcliffeacademy.co.uk/home/files/Digital Resource Library/Geography/KS4/Home Learning/Year 9</a>
6 <sup>th</sup> July	L3 - Field sketches	<a href="https://foldr.lightcliffeacademy.co.uk/home/files/Digital Resource Library/Geography/KS4/Home Learning/Year 9">https://foldr.lightcliffeacademy.co.uk/home/files/Digital Resource Library/Geography/KS4/Home Learning/Year 9</a>
13 <sup>th</sup> July	L4 - Design time	<a href="https://foldr.lightcliffeacademy.co.uk/home/files/Digital Resource Library/Geography/KS4/Home Learning/Year 9">https://foldr.lightcliffeacademy.co.uk/home/files/Digital Resource Library/Geography/KS4/Home Learning/Year 9</a>
20 <sup>th</sup> July	SUMMER HOLIDAY	
<b>Work to be submitted:</b> The design of the housing estate in week 4. The other work does not need to be submitted to your teacher.		
<b>Deadline:</b> Thursday 16 <sup>th</sup> July		
<b>Method of submission:</b> Submit the housing estate design on classcharts or email your class teacher.		



## Languages

Week Commencing	Topic / Lesson Title	Lesson 1
15 <sup>th</sup> June	Consolidation from previous weeks.	
22 <sup>nd</sup> June	The Spanish Present Tense	<a href="#">Lesson 1</a> Spend your time reading and understanding/recapping how easy it is to form <b>-ar</b> , <b>-er</b> and <b>-ir</b> verbs in the present tense! Start the gap fill/translation tasks.
29 <sup>th</sup> June	The Spanish Present Tense continued...	<a href="#">Lesson2</a> Continue and complete the gap fill/translation tasks from the booklet.
6 <sup>th</sup> July	The Spanish Preterite Tense	<a href="#">Lesson 3</a> Complete the final page of the booklet that deals with the Preterite Tense (Past Tense. Make your own notes on how to form regular verbs in this tense. Start some of the remaining tasks from Languages Online
13 <sup>th</sup> July	The Spanish Preterite Tense continued	<a href="#">Lesson 4</a> Continue and complete the remaining tasks on Languages Online.
20 <sup>th</sup> July	SUMMER HOLIDAY	
<p><b>Work to be submitted:</b> Carefully read through my booklet on how to form verbs in the Spanish Present Tense. Then complete the gaps with the correctly formed verb. You can go onto the Internet and find the amazing site called LANGUAGES ONLINE. Follow the instructions on the booklet so you go to the correct pages. You can complete the gap fills ONLINE first and then press the VERIFICA button which will tell you how many you have right BEFORE you then write these in your booklet.</p> <p>Complete the final page of the booklet that deals with forming verbs in the Preterite Tense (Past Tense)</p> <p><b>Deadline:</b> Present Tense booklet - 26<sup>th</sup> June      The Spanish Preterite Tense - 10<sup>th</sup> July</p> <p><b>Method of submission:</b> By email – <a href="mailto:nlumb@lightcliffeacademy.co.uk">nlumb@lightcliffeacademy.co.uk</a></p>		

Click here to access the booklet that you need

[Spanish Present and Preterite Tense BOOKLET](#)



Week Commencing	Topic / Lesson Title	Lesson 1
15 <sup>th</sup> June	Consolidation from previous weeks.	
22 <sup>nd</sup> June	Wk 1 – Alternative words	<a href="#">Think of a word</a>
29 <sup>th</sup> June	Wk 2- User agreements	<a href="#">Did you agree to that?</a>
6 <sup>th</sup> July	Wk 3 – Automation	<a href="#">Humans need not apply</a>
13 <sup>th</sup> July	Wk 4 – The environment	<a href="#">Computers and the environment</a>
20 <sup>th</sup> July	SUMMER HOLIDAY	
<b>Work to be submitted:</b> Each weekly lesson has a worksheet with tasks on, there are video tips included to help you understand what to write		
<b>Deadlines:</b> Wk 1 = 28 <sup>th</sup> June – Wk 2 = 5 <sup>th</sup> July – Wk 3 = 12 July – Wk 4 = 19 <sup>th</sup> July		
<b>Method of submission:</b> Foldr > HandWorkIn > SCy Or by email – <a href="mailto:scrossley@lightcliffeacademy.co.uk">scrossley@lightcliffeacademy.co.uk</a>		



Week Commencing	Topic / Lesson Title	Lesson –
15 <sup>th</sup> June	Consolidation of Relationships and families and 30 minute exam practice question	
22 <sup>nd</sup> June	Crime and Punishment	Click <a href="#">here</a> for the revision guide pages and for the revision grid.
29 <sup>th</sup> June	Crime and Punishment (Contrasting views)	Click <a href="#">here</a> for the contrasting view text book pages Complete the 4 mark questions (3 questions in total) from the scanned textbook pages Remember to use Point, Explain, Point, Explain to gain the full 4 marks
6 <sup>th</sup> July	Peace and Conflict	Click <a href="#">here</a> for the revision guide pages and for the revision grid.
13 <sup>th</sup> July	Peace and Conflict (Contrasting views)	Click <a href="#">here</a> for the contrasting view text book pages Complete the 4 mark questions (3 questions in total). from the scanned textbook pages Remember to use Point, Explain, Point, Explain to gain the full 4 marks.
20 <sup>th</sup> July	SUMMER HOLIDAY	
<b><u>Work to be submitted:</u></b> Creative methods of explaining the revision topics (flashcards/Poster/PowerPoint) or students can complete a revision grid (a template will be provided by the teacher). Can send electronic copies or photos of work completed on paper via email.		
<b><u>Deadline:</u></b> <b><u>Crime and Punishment revision– Thursday 25<sup>th</sup> June</u></b> <b><u>Contrasting views on crime and punishment – Thursday 2<sup>nd</sup> July</u></b> <b><u>Peace and conflict revision– Thursday 9<sup>th</sup> July</u></b> <b><u>Contrasting views on Peace and Conflict – Thursday 16<sup>th</sup> July</u></b>		
<b>Method of submission:</b> <a href="mailto:kshokar@lightcliffacademy.co.uk">kshokar@lightcliffacademy.co.uk</a>		



## Drama

Week Commencing	Topic / Lesson Title	Lesson 1
15 <sup>th</sup> June	Consolidate and complete prior learning.	
22 <sup>nd</sup> June	Complete Revision Tasks  Or Final revision task	Please complete all 6 research tasks set last half term to move on to the next task. If you have not done these, focus on this during this first week. If you have completed all 6, please research the following theatre roles in advance of next week's lesson; Actor / Producer / Director / Stage Manager / Playwright / Designer
29 <sup>th</sup> June	Roles and Responsibilities in theatre	<a href="#">Complete the ROLES AND RESPONSIBILITIES sheet found here</a>
6 <sup>th</sup> July	Compare and Contrast the three plays that have been researched.	<a href="#">Complete the compare TEXTS sheet found here.</a>
13 <sup>th</sup> July	Compare and Contrast the three practitioners that have been researched	<a href="#">Complete the compare PRACTITIONES sheet found here.</a>
20 <sup>th</sup> July	SUMMER HOLIDAYS	
<b>Work to be submitted:</b> Please hand in your completed compare and contrast sheets to Mr. Cross. Please remember that Miss. Beanland has left now, so please submit the work to Mr. Cross. You do not need to send the final revision task.		
<b>Deadline:</b> Please send the roles and responsibilities sheet by Friday 3 <sup>rd</sup> July. Please send the first compare and contrast sheet by Friday 10 <sup>th</sup> July. Please send the second compare and contrast sheet by Friday 17 <sup>th</sup> July.		
<b>Method of submission:</b> Foldr > HandWorkIn > BCS > Y9. Or by email – <a href="mailto:bcross@lightcliffeacademy.co.uk">bcross@lightcliffeacademy.co.uk</a>		



Week Commencing	Topic / Lesson Title	Lesson 1	Lesson 2
15 <sup>th</sup> June	Issues affecting Participation	Everlearner Complete all lessons within the section and then the checkpoint questions. Your score will be sent to your class teacher as a notification.	Complete the Learning Matt using the presentations on The Everlearner.com. These can be typed of printed and hand written. The slides below will also help you.
22 <sup>nd</sup> June	The Role of Sport in Promoting Values	Everlearner Complete all lessons within the section and then the checkpoint questions. Your score will be sent to your class teacher as a notification.	Complete the Learning Matt using the presentations on The Everlearner.com. These can be typed of printed and hand written. The slides below will also help you.
29 <sup>th</sup> June	Major Sporting Events	Everlearner Complete all lessons within the section and then the checkpoint questions. Your score will be sent to your class teacher as a notification.	Complete the Learning Matt using the presentations on The Everlearner.com. These can be typed of printed and hand written. The slides below will also help you.
6 <sup>th</sup> July	National Governing Bodies	Everlearner Complete all lessons within the section and then the checkpoint questions. Your score will be sent to your class teacher as a notification.	Complete the Learning Matt using the presentations on The Everlearner.com. These can be typed of printed and hand written. The slides below will also help you.
13 <sup>th</sup> July	Catch-up with any outstanding work & well-being week.		
20 <sup>th</sup> July	SPRING BANK		
<b>Work to be submitted:</b> What should be submitted by students? Remember – don't expect students to submit every piece of work that they have done. We don't expect you to mark and feedback on everything that students have done either. Most assessment during this period should focus on low-stakes formative assessment to help pupils understand their own learning. It could be as simple as knowledge organisers / flash cards / quizzes.			
<b>Deadline:</b> Make this realistic and give students some leeway on this. Try and stagger this for each year group so you aren't getting everything at once. You don't have to wait until the end of the HT.			
<b>Method of submission:</b> Email			



## Food

Week Commencing	Topic / Lesson Title	Lesson 1
15 <sup>th</sup> June	Read the pastry theory power point and complete the tasks at the end. Watch the video about making shortcrust pastry	<a href="#">Pastry theory.</a> resource.download.wjec.co.uk.s3-eu-west-1.amazonaws.com/vtc/2019-20/Illuminate/WJEC%20Short%20crust%20pastry.mp4
22 <sup>nd</sup> June	Making pasties- you can choose from Cornish, cheese and onion or spicy pea and potato.	<a href="#">Pasties</a>
29 <sup>th</sup> June	Making Sausage Rolls	<a href="#">Sausage Rolls</a>
6 <sup>th</sup> July	Work through the vegetarian power point and complete the Sunday Dinner adaptation exercise, the exam questions and the research task. Also have a look through the DRL for all year groups or a magazine or recipe book with your parents, choose and make a dish suitable for a lacto ovo vegetarian.	<a href="#">Vegetarianism power point</a>
13 <sup>th</sup> July	Catch-up with any outstanding work & well-being week.	
20 <sup>th</sup> July	SUMMER HOLIDAYS	
<b>Work to be submitted; Please email pictures of practical work and either e mail written tasks for pastry and vegetarianism or take a picture and send it to me. If anyone is struggling with hyperlinks etc then I have saved copies of all the work on the DRL.</b>		
<b>Deadline:</b> At the end of each week		
<b>Method of submission:</b> E mail		



## Music

Week Commencing	Topic / Lesson Title	Lesson 1
15 <sup>th</sup> June	Consolidation from previous weeks.	
22 <sup>nd</sup> June	Appreciation of Style and Genre	<a href="#">Music from the 1960s and 1970s</a>
29 <sup>th</sup> June	Appreciation of Style and Genre	<a href="#">Music from the 1980s and 1990s</a>
6 <sup>th</sup> July	Appreciation of Style and Genre	<a href="#">Music from 2000 to the present</a>
13 <sup>th</sup> July	Appreciation of Style and Genre	<a href="#">Music for Media</a>
20 <sup>th</sup> July	SUMMER HOLIDAY	
<b>Work to be submitted:</b> Audio or video recordings of your performance and composition work		
<b>Deadline:</b> 1960s and 1970s, 1980s and 1990s – 3 <sup>rd</sup> July. 2000 to the present, Music for Media – 16 <sup>th</sup> July		
<b>Method of submission:</b> Foldr > HandWorkIn > DWT > Year9. Or by email – dwest@lightcliffeacademy.co.uk		



## Technology (Engineering Design)

Week Commencing	Topic / Lesson Title	Lesson 1
15 <sup>th</sup> June	Consolidating work – ensuring all work is produced and completed	
22 <sup>nd</sup> June	Task 1: Introduction to the Biomimicry project <ul style="list-style-type: none"><li>What is Biomimicry?</li><li>Investigating into example of biomimicry design with an important designer</li></ul> Engineering Design Video clip 1	<a href="#">Biomimicry project task 1 PDF</a> <a href="#">Biomimicry project task 1 Power point</a> <a href="#">Video clip sheet 1</a>
29 <sup>th</sup> June	Task 2: Creating your own Mood/image board and Analysing a product Engineering Design Video clip 2	<a href="#">Biomimicry project task 2 PDF</a> <a href="#">Biomimicry project task 2 Power point</a> <a href="#">Video clip sheet 2</a>
6 <sup>th</sup> July	Task 3: Create a range of design ideas  Engineering Design Video clip 3	<a href="#">Biomimicry project task 3 PDF</a> <a href="#">Biomimicry project task 3 Power point</a> <a href="#">Video clip sheet 3</a>
13 <sup>th</sup> July	Task 4/5: Model your best design idea or create a Promotional advertisement  Engineering Design Video clip 4 and 5	<a href="#">Biomimicry project task 4 or 5 PDF</a> <a href="#">Biomimicry project task 4 or 5 Power point</a> <a href="#">Video clip sheet 4 and sheet 5</a>
20 <sup>th</sup> July	SPRING BANK	
<b>Work to be submitted:</b> What should be submitted by students? Remember – don't expect students to submit every piece of work that they have done. We don't expect you to mark and feedback on everything that students have done either. Most assessment during this period should focus on low-stakes formative assessment to help pupils understand their own learning. It could be as simple as knowledge organisers / flash cards / quizzes.		
<b>Deadline:</b> Make this realistic and give students some leeway on this. Try and stagger this for each year group so you aren't getting everything at once. You don't have to wait until the end of the HT.		
<b>Method of submission:</b> Foldr > HandWorkIn > Staff Initials > GES. Or by email – <a href="mailto:gellis@lighcliffeacademy.co.uk">gellis@lighcliffeacademy.co.uk</a>		



## Art

### Mrs Edmondson and Mrs Badejo's Groups.

Week Commencing	Topic / Lesson Title	Lesson 1
15 <sup>th</sup> June	Consolidation from previous weeks	Consolidation from previous weeks
22 <sup>nd</sup> June	View Though My Window, Research-watch Grayson's Art Club ( episode 4)	<a href="#">Year 9,week1, View Through My Window</a>
29 <sup>th</sup> June	View Though My Window, Artist's studies Annotation guide <a href="#">Art KS 4 Annotation and Knowledge Organizer.docx</a>	<a href="#">Year 9,week2, View Through My Window</a>
6 <sup>th</sup> July	View Though My Window, Artist's studies	<a href="#">Year 9,week 3, View Through My Window</a>
13 <sup>th</sup> July	View Though My Window, your own final piece. Catch-up with any outstanding work & well-being week.	<a href="#">Year 9, week 4, View Through My Window</a>
20 <sup>th</sup> July	Summer Holiday	

**Work to be submitted:** 2 Artist's studies, these can be in colour or pencil tone, pen or collage.  
Your own response to the theme, in whatever media you like/ have available.

**Deadline:** Artist's studies 13<sup>th</sup> July  
Your own response in the last week of term.

**Method of submission:** Foldr > HandWorkIn > Staff Initials > FEN or SBO. Or email your teacher the work, photos or a scanned file.  
[fedmondson@lightcliffeacademy.co.uk](mailto:fedmondson@lightcliffeacademy.co.uk) sbadejo@lightcliffeacademy.co.uk

## Mrs Storah

Week Commencing	Topic / Lesson Title	Lesson 1	Lesson 2
15 <sup>th</sup> June	Consolidation from Previous Weeks	Consolidation from Previous Weeks	Consolidation from Previous Weeks
22 <sup>nd</sup> June	Identity & Disguise: AO1 (Research),2 (Media)&3 (Develop own ideas)	Identity & Disguise – Continue with and complete work set for AO1,2 &3 <a href="#">R:\Art\KS3\School Closure work,Summer term 2020\Year 9, Summer , Half term 2\Mrs Storah 9C Wk 1 22nd June.pptx</a>	Identity & Disguise – Continue with and complete work set for AO1,2&3
29 <sup>th</sup> June	Identity & Disguise: AO1 (Research),2 (Media)&3 (Develop own ideas) Plan for Final Outcome.	Finish off AO1,2&3 if needed, then create a rough plan for your final outcome. Do this in your book or on paper – we will keep this. <a href="#">Mrs Storah 9C Wk 2 29th June.pptx</a>	Finish off AO1,2&3 if needed, then create a rough plan for your final outcome. Do this in your book or on paper – we will keep this.
6 <sup>th</sup> July	Identity & Disguise: AO4 (Final Outcome/Piece)	AO4 - Once you are happy with your plan, you can begin on your final outcome. <a href="#">Mrs Storah 9C Wk 3 6th July.pptx</a>	AO4 - Once you are happy with your plan, you can begin on your final outcome.
13 <sup>th</sup> July	Identity & Disguise: AO4 (Final Outcome/Piece)	AO4 - Once you are happy with your plan, you can begin on your final outcome. <a href="#">Mrs Storah 9C Wk 4 13th July copy copy.pptx</a>	AO4 - Once you are happy with your plan, you can begin on your final outcome.
20 <sup>th</sup> July	<b>Summer Holiday</b>		

**Work to be submitted:** Please continue to send me images of your work part/fully completed. I will send you feedback  
Please e-mail me with any questions at all. If you want advice or help, get in touch -[estorah@lightcliffeacademy.co.uk](mailto:estorah@lightcliffeacademy.co.uk)

**Deadline:** If you have not sent me photos of your AO1& AO3 work, please do so by 29<sup>th</sup> June. Please also send the plan for your final outcome by 13<sup>th</sup> July.

Final outcome deadline will be after the holidays, but I'd like to see how you are getting on by week ending 20<sup>th</sup> July.

**Method of submission:** Please submit work via e-mail:[estorah@lightcliffeacademy.co.uk](mailto:estorah@lightcliffeacademy.co.uk)



## Business

Week Commencing	Topic / Lesson Title	Lesson 1
22 <sup>nd</sup> June	Market Research	<a href="#">Market Research</a>
29 <sup>th</sup> June	Market Segmentation	<a href="#">Market Segmentation</a>
6 <sup>th</sup> July	Competitive Environment	<a href="#">Competitive Environment</a>
13 <sup>th</sup> July	Customer Needs	<a href="#">Customer Needs</a>
20 <sup>th</sup> July	SUMMER HOLIDAYS	
<p><b>Work to be submitted:</b> Using the revision lesson on BBC Bitesize you need to create flash cards, mind map or knowledge organiser for future use. A photograph of this work needs to be sent to your class teacher.</p> <p><b>Deadline:</b> Each Friday a photograph of each piece of work you have completed.</p> <p><b>Method of submission:</b> Foldr &gt; HandWorkIn &gt; Staff Initials &gt; TFR, EKE or LHD Or by email <a href="mailto:tforrester@lightcliffeacademy.co.uk">tforrester@lightcliffeacademy.co.uk</a> <a href="mailto:ekanae@lightcliffeacademy.co.uk">ekanae@lightcliffeacademy.co.uk</a> or <a href="mailto:lhardwood@lightcliffeacademy.co.uk">lhardwood@lightcliffeacademy.co.uk</a></p>		



## Computer Science

Week Commencing	Topic / Lesson Title	Lesson 1	Lesson 2
15 <sup>th</sup> June	Systems Software	<a href="#">Operating Systems 1</a>	<a href="#">Operating Systems 2</a>
22 <sup>nd</sup> June	Systems Software & Security	<a href="#">Utility Software</a>	<a href="#">Threats to Networks</a>
29 <sup>th</sup> June	Security Software	<a href="#">Threats to Networks 2</a>	<a href="#">Identifying &amp; Preventing Vulnerabilities</a>
6 <sup>th</sup> July	Wired & Wireless Networks	<a href="#">Networks</a>	<a href="#">The Internet</a>
13 <sup>th</sup> July	Catch-up with any outstanding work & well-being week.		
20 <sup>th</sup> July	SPRING BANK		

**Work to be submitted:** For each lesson read through the PowerPoint slides and then make revision notes (e.g. using the notes pages in the folder, create a 1-page information sheet, flash cards, mind maps). Complete the exam style questions and self-assess these using the mark scheme provided. **Send me your completed revision notes – either an electronic copy or email a picture.**

**Deadline:** Systems Software – 26<sup>th</sup> June. Security Software – 10<sup>th</sup> July. Wired and Wireless Networks – 15<sup>th</sup> July.

**Method of submission:** Foldr > HandWorkIn > SCY > Y11. Or by email – [scrossley@lightcliffeacademy.co.uk](mailto:scrossley@lightcliffeacademy.co.uk)



## Dance

Week Commencing	Topic / Lesson Title	Lesson 1
15 <sup>th</sup> June	Consolidation from previous weeks.	
22 <sup>nd</sup> June	Mood board – For all dances	<a href="#">Creating your mood board</a> Word document which includes the questions and points you need to include in your mood board. Some photographic examples of past mood boards.
6 <sup>th</sup> July	Overall report – Part 1	<a href="#">Points to include in your report</a> Merit and Distinction examples. Word document which includes the questions and points you need to include. PowerPoint to aid your writing.
13 <sup>th</sup> July	Overall report – Part 2	<a href="#">Points to include in your report</a> Merit and Distinction examples. Word document which includes the questions and points you need to include. PowerPoint to aid your writing.
20 <sup>th</sup> July	SUMMER HOLIDAY	
<p><b>Work to be submitted:</b> Please keep everything that you have completed at home in a folder, a notebook or saved on your computer/memory stick. I love to see your work and I have created folders for you that I am keeping all of your work in. So please do email me what you complete if you can... <a href="mailto:kfarthing@lightcliffeacademy.co.uk">kfarthing@lightcliffeacademy.co.uk</a></p> <p><b>Deadline:</b> Mood board. You have two weeks to complete the 3 mood boards for the dances that you have studied. Deadline Friday 3<sup>rd</sup> July.</p> <p>Report – Part 1 – Sunday 12<sup>th</sup> July</p> <p>Report – Part 2 – Sunday 19<sup>th</sup> July</p> <p><b>Method of submission:</b> Foldr &gt; HandWorkIn &gt; KFE &gt; Your name/initials and class group 9C/D ... Or by email – <a href="mailto:kfarthing@lightcliffeacademy.co.uk">kfarthing@lightcliffeacademy.co.uk</a></p>		



Week Commencing	Topic / Lesson Title	Lesson 1
15 <sup>th</sup> June	Consolidation from previous weeks.	
22 <sup>nd</sup> June	Making your baby egg	Design your egg using 1 of the 2 methods listed in the link below. <a href="#">Comp 1 Week 1</a>
29 <sup>th</sup> June	PIES development of infants	Write the birth certificate, daily timetable and ideas of activities to boost development. <a href="#">Comp 1 Week 2</a>
6 <sup>th</sup> July	Needs and Wants	Interview another parent/carer about their experiences & create the shopping list of your eggs needs. <a href="#">Comp 1 Week 3</a>
13 <sup>th</sup> July	Dealing with problems & evaluation	Complete the evaluation questions and the "And finally...Be Kind" task <a href="#">Comp 1 Week 4</a>
20 <sup>th</sup> July	<b>SUMMER HOLIDAY</b>	

**Work to be submitted:** Each lesson has a separate work pack with information you need to read first about your task followed by an activity to test your knowledge. Ensure you read the information. Please send a picture or email of the weekly activity you have completed. Dates below.

If you have any trouble accessing the links, you can find each weeks work in FOLDR/DRL and on Class Charts.

**Deadline:** Week 1 Friday 26<sup>th</sup> June  
 Week 2 Friday 3<sup>rd</sup> July  
 Week 3 Friday 10<sup>th</sup> July  
 Week 4 Friday 17<sup>th</sup> July

**Method of submission:** Foldr > HandWorkIn > Staff Initials > HDN. Or by email – [helendobson@lightcliffeacademy.co.uk](mailto:helendobson@lightcliffeacademy.co.uk)



## Media

Week Commencing	Topic / Lesson Title	Lesson 1
15 <sup>th</sup> June	Consolidation from previous weeks.	
22 <sup>nd</sup> June	Film Quiz & Audience	<a href="#">Family film quiz</a>
29 <sup>th</sup> June	Audience	<a href="#">Lesson 2</a> & <a href="#">Mr Farrow's explainer vid</a>
6 <sup>th</sup> July	Genre	<a href="#">Lesson 3</a>
13 <sup>th</sup> July	Character & storyboarding	<a href="#">Lesson 4</a> & <a href="#">Lesson 4.2</a>
20 <sup>th</sup> July	SUMMER HOLIDAY	

**Work to be submitted:** Where there's a 'Question' within the powerpoint please write down and submit your answers, on powerpoint/word document or written and posted as a photo is all fine.

Of course any problems please don't hesitate to email me [gfarrow@lightcliffeacademy.co.uk](mailto:gfarrow@lightcliffeacademy.co.uk)

**Deadline:** I'll be setting the deadlines one week from the date it's set but there's always leeway so don't panic.

**Method of submission:** Foldr > HandWorkIn > Staff Initials > Y. Or by email – [gfarrow@lightcliffeacademy.co.uk](mailto:gfarrow@lightcliffeacademy.co.uk)



## Travel & Tourism

Week Commencing	Topic / Lesson Title	Lesson 1
22 <sup>nd</sup> June	Introduction to Unit 1	<a href="#">Welcome to Travel &amp; Tourism</a>
29 <sup>th</sup> June	Types of Tourism	<a href="#">Types of Tourism</a>
6 <sup>th</sup> July	Types of Tourism Lesson 2	<a href="#">Types of Tourism 2</a>
13 <sup>th</sup> July	Sustainable Tourism	<a href="#">Sustainable Tourism</a>
20 <sup>th</sup> July	SUMMER HOLIDAYS	
<p><b>Work to be submitted:</b> Each week read through the PPT's complete all the activities. Then either email or upload a photo of the work you have completed. This is all work for your first attempt at your exam in May 2021.</p> <p><b>Deadline:</b> Please send your work to me by the Friday of each week.</p> <p><b>Method of submission:</b> Foldr &gt; HandWorkIn &gt; Staff Initials &gt; TFR. Or by email – <a href="mailto:tforrester@lightcliffeacademy.co.uk">tforrester@lightcliffeacademy.co.uk</a></p>		



## Core PE

Week Commencing	Topic / Lesson Title	Lesson 1
15 <sup>th</sup> June	Circuit Training Lesson	<a href="#">Week 1- Circuit training</a>
22 <sup>nd</sup> June	Pyramid Workout	<a href="#">Week 2- Pyramid workout</a>
29 <sup>th</sup> June	Running – How far can you run in 15 minutes?	<a href="#">Week 3- Running</a>
6 <sup>th</sup> July	Accumulative Pyramid Work Out	<a href="#">Week 4- Accumulative work out</a>
13 <sup>th</sup> July	Catch-up with any outstanding work & well-being week.	
20 <sup>th</sup> July	SPRING BANK	
<b>Work to be submitted:</b> Follow the instructions on each document to find out what to submit.		
<b>Deadline:</b> Submit your evidence for the challenges after you have completed them		
<b>Method of submission:</b> Foldr > HandWorkIn > Staff Initials > Y. Or by email your PE teacher. Or you can tweet them to us!		



## Core RS

Week Commencing	Topic / Lesson Title	Lesson 1
15 <sup>th</sup> June	Consolidation from previous weeks.	
22 <sup>nd</sup> June	Moral Ethical Issues	<a href="#">Black Lives Matter</a>
29 <sup>th</sup> June	Moral Ethical Issues	<a href="#">Sanctity of Life</a>
6 <sup>th</sup> July	Moral Ethical Issues	<a href="#">Drugs</a>
13 <sup>th</sup> July	Moral Ethical Issues	<a href="#">Medical Ethics</a>
20 <sup>th</sup> July	<b>SUMMER HOLIDAY</b>	

### **Work to be submitted:**

Creative methods of explaining the key information or a straight forward response to the questions given on the topic. Can send electronic copies or photos of work completed on paper via email

### **Deadline:**

**Black Lives Matter** – Friday 26<sup>th</sup> June

**Sanctity of Life** – Friday 3<sup>rd</sup> July

**Drugs** – Friday 10<sup>th</sup> July

**Medical Ethics** – Friday 17<sup>th</sup> July

**Method of submission:** Email your class teacher– [ekendrick@lightcliffeacademy.co.uk](mailto:ekendrick@lightcliffeacademy.co.uk) or [kshokar@lightcliffeacademy.co.uk](mailto:kshokar@lightcliffeacademy.co.uk)



## Wellbeing / Support / Activities

**Helpful Things to Stay Positive** - <https://www.actionforhappiness.org/10-keys>

**A Guide to Managing Your Own Wellbeing** – <http://wellbeingandcoping.net/#/id/5e7f77d4485e8e466da2f3c4>

**Tips for Staying At Home** - <https://www.nhs.uk/oneyou/every-mind-matters/coronavirus-covid-19-staying-at-home-tips>

**A Helpful Guide if you are Struggling to Sleep** - <https://www.nhs.uk/oneyou/every-mind-matters/coronavirus-covid-19-staying-at-home-tips>

**Managing feelings about lockdown easing** - [https://www.mind.org.uk/information-support/coronavirus/managing-feelings-about-lockdown-easing/?utm\\_medium=organic&utm\\_source=facebook&utm\\_campaign=lockdown%20easing%20info%20tips&utm\\_content=lockdown%20easing%20info%20tips](https://www.mind.org.uk/information-support/coronavirus/managing-feelings-about-lockdown-easing/?utm_medium=organic&utm_source=facebook&utm_campaign=lockdown%20easing%20info%20tips&utm_content=lockdown%20easing%20info%20tips)

[easing/?utm\\_medium=organic&utm\\_source=facebook&utm\\_campaign=lockdown%20easing%20info%20tips&utm\\_content=lockdown%20easing%20info%20tips](https://www.mind.org.uk/information-support/coronavirus/managing-feelings-about-lockdown-easing/?utm_medium=organic&utm_source=facebook&utm_campaign=lockdown%20easing%20info%20tips&utm_content=lockdown%20easing%20info%20tips)

**Emotional Health and Wellbeing Support** - <http://www.openmindscalderdale.org.uk>

**Useful resources for managing low mood, anxiety, panic or worry** – <https://weheartcbt.com>

**ChatHealth**, a confidential text messaging service for young people - <https://chathealth.nhs.uk/>

**Letter to Your Future Self** – Write a letter to your future self, telling yourself about the things you have learned, how you got through ups and downs and what skills and strengths you drew on, and how you will use them in the future.

**Personal Rainbows of Hope** – Make a personal rainbow of hope that can be drawn or written on. This might include things you want to achieve or are looking forward to. Be creative and use paints or 3D modelling materials.

**Gratitude Jar** – Keep a gratitude jar in your house where everyone in the family writes one thing that they are thankful for each day to put in the jar. This can be as simple as enjoying a nice cup of coffee or sitting in the sunshine. You will be amazed how much you have to be grateful for by the end of the week!

**Time for Us** – Activities from the Mental Health Foundation to get adults and children talking about emotional wellbeing -

<https://www.mentalhealth.org.uk/sites/default/files/MHF-Scotland-Parents-Pack.pdf>

**Action for Happiness** – Download the daily calendar from <https://www.actionforhappiness.org/calendars> and complete the daily tasks

**Appreciate Yourself** – Draw around your hand and write on each finger things you like about yourself/things you are proud of yourself for then everything you wash your hands you will be reminded of them

### Keeping Active:

**NHS 10 Minute Workouts** - <https://calderdalelowervalley.com/2020/05/08/10-minute-workouts-from-the-nhs-and-active-calderdale/>

**Yoga for Teens** - <https://www.youtube.com/watch?v=7kgZnJqzNaU>

**The Daily Mile at home** – <https://thedailymile.co.uk/at-home>

**Stay In, Work Out** – <https://www.sportengland.org/stayinworkout>

**PE with Joe** – [The Body Coach TV \(YouTube\)](#)

**Active Calderdale** - <https://active.calderdale.gov.uk/campaigns/keeping-active-during-covid-19>

**Fun Activities:**

**Live Cams from Edinburgh Zoo:** <https://www.edinburghzoo.org.uk/webcams/panda-cam/>

**Cannon Hall Farm** – take a daily ‘walk’ around the farm via their Facebook page

**Learn/Enhance your drawing skills with live tutorials:** [http://www.robbiddulph.com/draw-with-rob?utm\\_source=salesforce&utm\\_medium=email&utm\\_campaign=adhoc&utm\\_content=AtHome](http://www.robbiddulph.com/draw-with-rob?utm_source=salesforce&utm_medium=email&utm_campaign=adhoc&utm_content=AtHome)

**Theatres streaming free productions:**

<https://www.nationaltheatre.org.uk/shows/nt-at-home-this-house>

[https://www.whatsonstage.com/london-theatre/news/stage-shows-musicals-opera-free-stream-online\\_51198.html](https://www.whatsonstage.com/london-theatre/news/stage-shows-musicals-opera-free-stream-online_51198.html)

**Read your way through your free time:** <https://manybooks.net/>

**Easy-to-follow recipes:**

<https://www.jamieoliver.com/recipes/category/books/keep-cooking-and-carry-on/>

<https://thegreatbritishbakeoff.co.uk/recipes/>

<https://www.jamieoliver.com/recipes/category/dishtype/pizza/>

**Get quizzical and challenge your general knowledge:**

[https://create.kahoot.it/auth/register?\\_ga=2.109729217.595126786.1591980956-1936163255.1591980956&deviceId=411113c1-e11f-49a8-adc9-96c97943d2b7R&sessionId=1591980955538](https://create.kahoot.it/auth/register?_ga=2.109729217.595126786.1591980956-1936163255.1591980956&deviceId=411113c1-e11f-49a8-adc9-96c97943d2b7R&sessionId=1591980955538)

**Organise an at-home scavenger hunt:** <https://www.treasure-hunt-ideas.co.uk/all-ideas>



## Plan, Monitor, Evaluate

**Plan (Before you start the task):** For each subject you should plan how you are going to complete the task/ work for that day. You should ask yourself some questions before you start completing it:

- **Is this task asking for subject knowledge you can remember?**
- **Have you done a similar activity before and was it successful?**
- **What are the most difficult aspects of this task?** If you are unsure what can you do to understand it further? E.g underline key content words in the task and key command words (explain, how, describe)- do you understand what this mean? If not where could you find out the meanings?
- **Do you understand the concept(s)/ knowledge that underpins this task?** If not where can you get an understanding/ recap of the knowledge? Text books, PowerPoints, Knowledge organisers.
- **How much time should you devote to this task?**
- **Are there easy bits you can get 'done' first?**
- **Am I motivated to stick at this tricky task?**
- **What can I do to keep myself focused?** E.g can I spilt the task up into smaller chucks, who will I let know when I have completed the task

**Monitor (During the task):** During each task you should keep asking yourself some key questions so you know you are doing the right thing:

- **Are you doing well? How do you know?**
- **What strategies can you deploy if I am stuck?** Where could you look to help you e.g internet, notes, friends, teacher
- **Are you finding this challenging?**
- **Is there anything you need to stop and change to improve your work?**

**Evaluation (after the task has been completed) :** For each subject you should evaluate how you have completed the task/ work for that day. Doing this each day will help to finish each day on a positive note and set clear goals for the next time that you study this subject . You should ask yourself some questions:

- **Did my plan to complete the task work?**
- **How would I do a better next time?**

- **Did you monitor your work throughout and change your plans at any point?**
- **What have you learnt today?** E.g. this could be new knowledge, new skills, or a deeper understanding of previous knowledge / skills.
- **What were your strengths?** E.g. In my online quiz I was able to answer questions confidently on X. I am able to describe X in detail.
- **What do you still need to improve?** E.g. I know from the online quiz I need to develop more in-depth knowledge on X. I need to justify my answers to get full marks on 6 mark questions.
- **What impact will these improvements have on your work?** E.g. this will give me a better understanding of X. I will feel more confident in answering long response questions.

**ADAPT to Change (before you start the next piece of work for the same subject):** You should think about how you will adapt what you have done today to ensure you complete the next task to a higher standard. This can be done by asking yourself the following questions:-

