



THE WORLD IS READY TO LEARN ALL ABOUT YOUR ABBEY GRANGE SUPERHERO...

**STEP 1**

FILL IN ALL OF THE IMPORTANT INFORMATION ABOUT YOUR SUPERHERO – HELP THE WORLD TO UNDERSTAND THEM A BIT BETTER! YOU’LL NEED TO USE ABBEY GRANGE COLOURS AS PART OF THE DESIGN – (TRY TO WRITE IN FULL SENTENCES!)

**NAME:**

**SECRET NAME (ALTER EGO):**

**FAVOURITE SCHOOL SUBJECTS**

**HOW DO THEY KEEP THEIR IDENTITY SECRET?**

**COSTUME**

MATERIAL -

SPECIAL FEATURES -

**WHO IS YOUR SUPERHERO’S ARCH NEMESIS?**

**SUPERPOWERS**

POWER № 1 -

POWER № 2 -

POWER № 3 -

HOW DID THEY GET THEIR SUPERPOWERS?



THE WORLD IS READY TO SEE YOUR SUPERHERO...

**STEP 2**

DESIGN YOUR SUPERHERO – DRAW YOUR SUPERHERO BELOW OR TRACE ONE OF THE OUTLINES TO HELP YOU. (DON'T FORGET TO USE ABBEY GRANGE COLOURS!)



**POWERS IN ACTION!**  
IN EACH BOX, WRITE DOWN ONE OF YOUR SUPERHERO'S POWERS AND DRAW IT IN ACTION...

E.G. STRETCHY



YOUR SUPERHERO IN




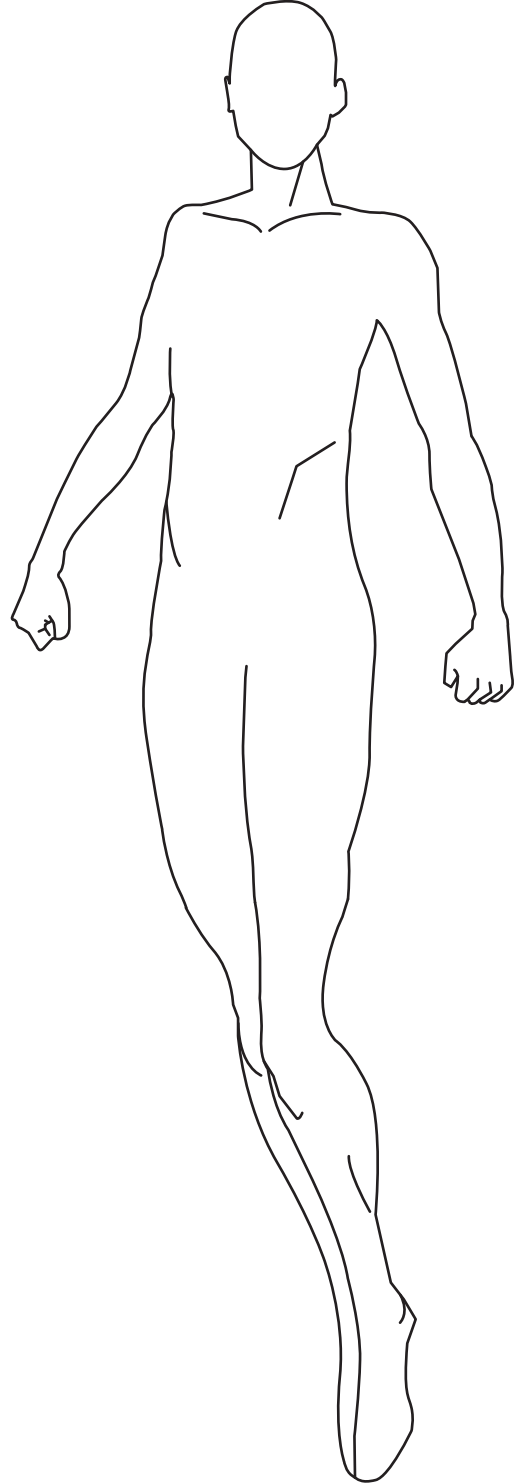
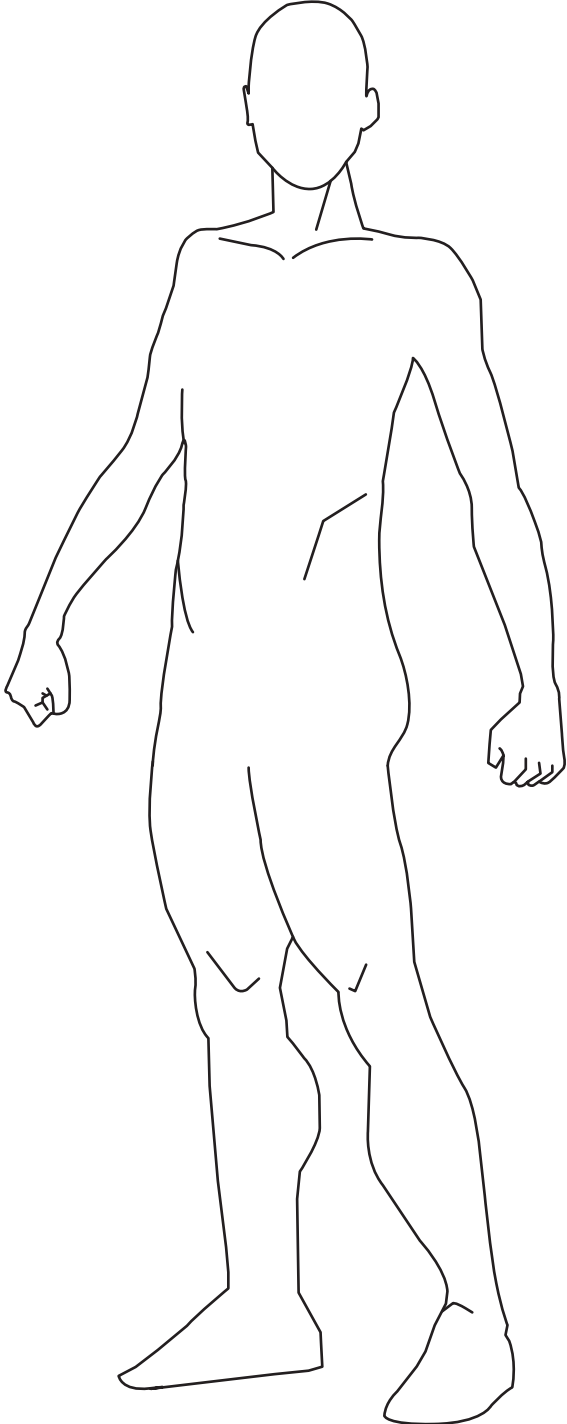
## CREATE A COMIC STRIP FOR YOUR SUPERHERO'S FIRST DAY OF SECONDARY SCHOOL!

**YOUR STORY TAKES PLACE AT ABBEY GRANGE ACADEMY AND NEEDS TO INCLUDE:**

- A SHORT DESCRIPTION OF WHAT IS HAPPENING ABOVE EACH SCENE;
- SPEECH AND THOUGHT BUBBLES FOR YOUR CHARACTERS;
- A BEGINNING, MIDDLE AND END;
- AND LOTS OF TWISTS AND TURNS!

[Panel 1: Large panel with a diagonal line]		[Panel 2: Small panel]
[Panel 3: Large panel]		[Panel 4: Large panel]
[Panel 5: Small panel]	[Panel 6: Large panel with a diagonal line]	[Panel 7: Small panel]
[Panel 8: Large panel]	[Panel 9: Large panel]	





**SUPERHERO TEMPLATES**