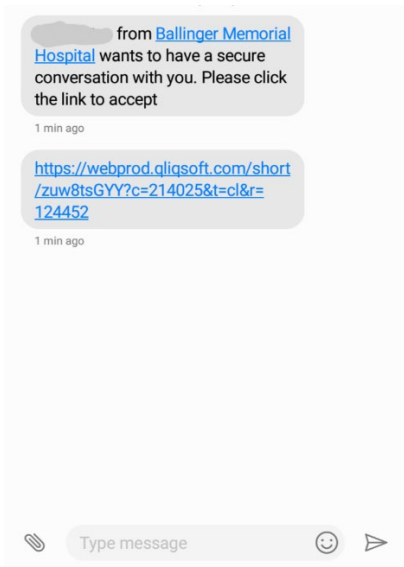


Ballinger Hospital Clinic

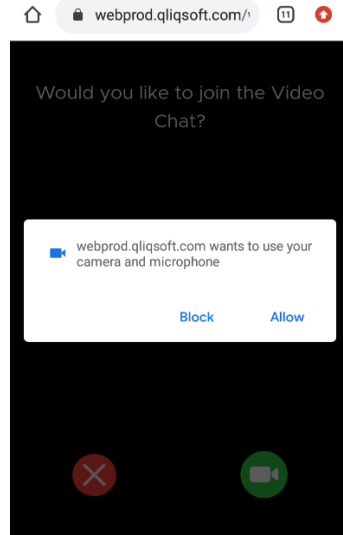
**Telehealth Patient Instructions**

*\*Please remember all phones will slightly vary in prompts.*

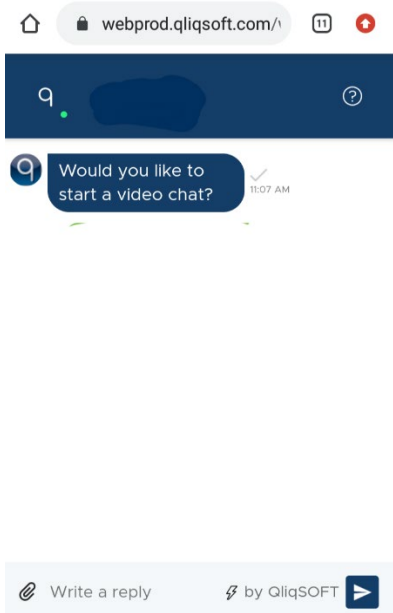
1. You will receive a TEXT MESSAGE on your Smartphone from your Provider with a unique, one-time link that you will CLICK on.



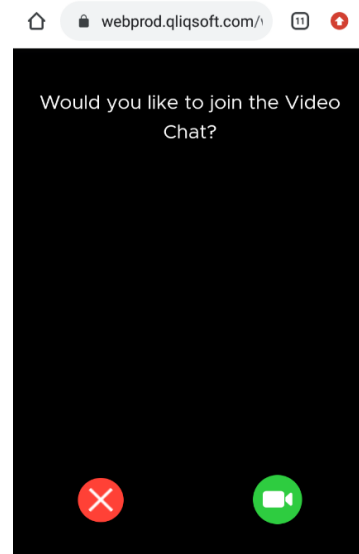
3. Your Provider will then ask if you would like to JOIN the video. However, for your first visit, your phone will be asked to ALLOW camera and video use with qliqsoft. Please select ALLOW.



2. You will then be directed to our Telehealth page asking you if you would like to START A VIDEO CHAT with your Provider?



4. After you ALLOW, you will CLICK on the GREEN Video button, which will let you to see your Provider and your Provider to see you.



Now your Telehealth visit will take place just as if you were in the same room as your Provider.