

PROBRITE™**LARGE LED
WALLPACK/
FLOOD LIGHT****SPEC SHEET****1 LIGHT
2 MOUNTS**

Catalog No. : FSN15-4K-BZ

Type : Wallpack/Flood Light

Project Name :

Location :

Qty :

Date :

Probrite's highly-versatile compact LED Flood Light with Wall Pack Mount Kit offers a wide range of security and architectural lighting applications. The fixture comes with two types of mounting arms: (1) a standard 1/2" swivel NPS floodlight mount for ground installations or wall and eave mounting, and (2) an angle-adjustable wall pack plate to transform the light into an architecturally stunning full-cutoff wall pack.

APPLICATIONS

Versatile fixture for wall and eave mount applications as well as facade, ground and landscape lighting, both for residential and commercial applications.

PRODUCT PERFORMANCE AT A GLANCE

SYSTEM WATTAGE	LED WATTAGE	LUMENS	LP/W	CRI	REPLACES (MH)
15W	14W	1500 lm	100 lm/w	≥70	70W

HOUSING

Die cast aluminum housing with UV-stabilized vandal-resistant polycarbonate precision lens.

OPTICS

Wide beam with even distribution provides inviting security lighting.

FINISH

Fade, weather, and abrasion resistant, electrostatically applied, thermally cured, triglycidal isocyanurate (TGIC) textured polyester powdercoat finish. Paint is bronze.

IP RATING & LISTINGS

LED light engine is weather proof rated IP65.

DLC, cULus

MOUNTING**Wall Plate:**

Unit has a detachable mounting plate with hanging wire that allows for hands-free installation when making electrical connections. Integral bubble level included.

Knuckle Mount:

1/2" swivel NPS floodlight mount for ground installations or wall and eave mounting.

WARRANTY

Fixture is covered by a 5-year limited warranty. See probrite.com/warranty for details.

LARGE LED WALLPACK/ FLOOD LIGHT

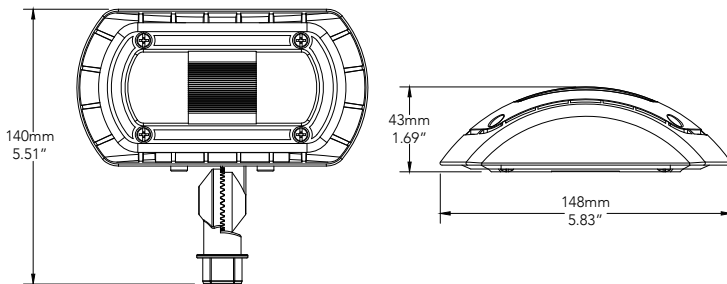
FSN15-4K-BZ



SUGGESTED MOUNTING HEIGHT:
6-12 FT.(1.8-3.7 M)

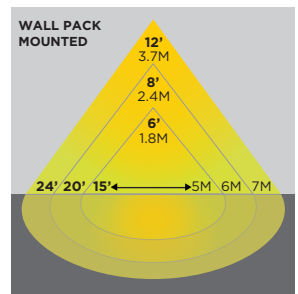
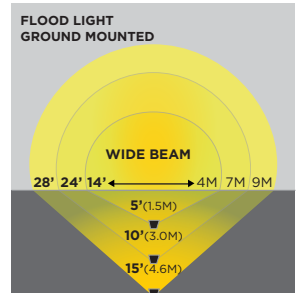
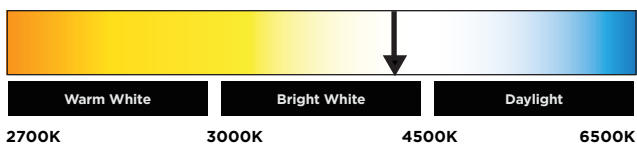
3D PHOTOMETRIC VIEW

PRODUCT LINE DRAWING



PRODUCT SPECIFICATIONS

LUMENS	1500 lm
SYSTEM WATTAGE	15W
MOUNTING	Wall/Surface Mount
FREQUENCY	50-60 HZ
THD	<20%
PF	>0.9
AMBIENT OPERATING RANGE	-20-40 °C
INPUT VOLTAGE	120-277V
EFFICACY	100 LM/W
DRIVER	YG® driver technology
DRIVER EFFICIENCY	>85%
STANDARD LIFETIME	>50,000 hours
STANDARD WARRANTY	5 Years
WATER PROOFING GRADE	IP65
WEIGHT	1.65 lbs
CCT	4000 Kelvin (Bright White)



APPLICATION

