

# focuSignal Flash Russell 1

Report: 7/18/2021 11:04 Prices: 7/16/2021 4:04

# POINT FOCAL

## Markets

Index ETF	Last	% Chg
IWF	275.03	-0.67%
SPY	431.34	-0.78%
QQQ	357.60	-0.81%
DIA	346.74	-0.86%
IWM	214.95	-1.23%

## Top Relative Volume

Symbol	Vol	30-DV	Vol:30-DV
MRNA	41M	8M	5.38
IEX	2M	359k	4.64
LSTR	1M	281k	4.06
ALXN	10M	3M	3.53
SPB	891k	259k	3.44
AME	3M	899k	3.28
LB	13M	4M	3.24
KEX	1M	385k	3.17
R	2M	612k	2.64
LH	1M	575k	2.60

## Leaders

Name	Symbol	Last	% Chg
Moderna Inc	MRNA	286.43	10.30%
Quidel Corp.	QDEL	125.12	7.15%
Signify Health Inc	SGFY	28.39	5.27%
Berkeley Lights Inc	BLI	44.68	4.64%
Cintas Corporation	CTAS	386.22	4.62%
Adaptive Biotechnologies Corp	ADPT	36.76	4.34%
Tandem Diabetes Care Inc	TNDM	98.49	4.21%
Novavax, Inc.	NVAX	186.65	4.19%
DoubleVerify Holdings Inc	DV	35.99	4.14%
Teleflex Incorporated	TFX	390.32	3.75%

## Top New Highs

Symbol	Last	% Chg
MRNA	286.43	10.30%
EFX	254.63	1.57%
RMD	253.19	1.44%
DHR	284.79	1.37%
ELS	80.10	1.25%
WELL	89.68	1.22%
TRU	115.76	1.06%
ARE	193.61	1.05%
UDR	53.25	0.91%
MCO	377.96	0.86%

## Top Up Through 200-DMA

Symbol	Last	% Chg
SPB	84.81	3.34%
ABMD	317.98	2.51%
SWI	16.95	1.56%
RGEN	200.14	1.54%
TMX	49.85	1.49%
PGR	96.18	1.30%
AVLR	148.32	1.25%
CABO	1,887.49	0.86%
BDX	248.07	0.59%
BAX	81.42	0.44%

## Up From Lows

Symbol	Last	Low	Off-Low
QDEL	125.12	116.58	7.33%
ADPT	36.76	34.60	6.24%
BLI	44.68	42.34	5.53%
MRNA	286.43	271.50	5.50%
CLNY	8.50	8.06	5.46%
SGFY	28.39	26.94	5.38%
IONS	36.55	34.97	4.52%
NVAX	186.65	178.86	4.36%
TNDM	98.49	94.55	4.17%
NCNO	65.55	62.96	4.11%

## Laggards

Name	Symbol	Last	% Chg
PBF Energy Inc	PBF	9.74	-9.73%
International Game Technolo...	IGT	19.91	-8.04%
Cleveland-Cliffs Inc	CLF	19.93	-7.82%
Kosmos Energy Ltd	KOS	2.31	-7.23%
Teradata Corp	TDC	44.09	-6.43%
Antero Resources Corp	AR	13.24	-5.83%
Chemours Company	CC	31.83	-5.77%
United States Steel Corp.	X	21.89	-5.65%
First Horizon Corporation	FHN	15.56	-5.53%
Fluor Corporation	FLR	15.32	-5.49%

## Bottom New Lows

Symbol	Last	% Chg
EXEL	16.80	-3.50%
GBT	31.87	-2.63%
IAC	135.11	-0.89%
GRUB	15.80	0.13%

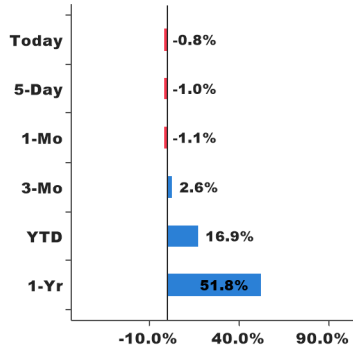
## Bottom Down Through 200-DMA

Symbol	Last	% Chg
XRAY	61.16	-1.04%
VOYA	62.00	-1.01%
CSX	31.51	-0.94%
SLGN	40.49	-0.81%
POST	105.82	-0.80%
FTV	69.91	-0.70%
ANSS	349.79	-0.69%
MDB	332.70	-0.54%
CTLT	109.17	-0.48%
CI	233.83	-0.46%

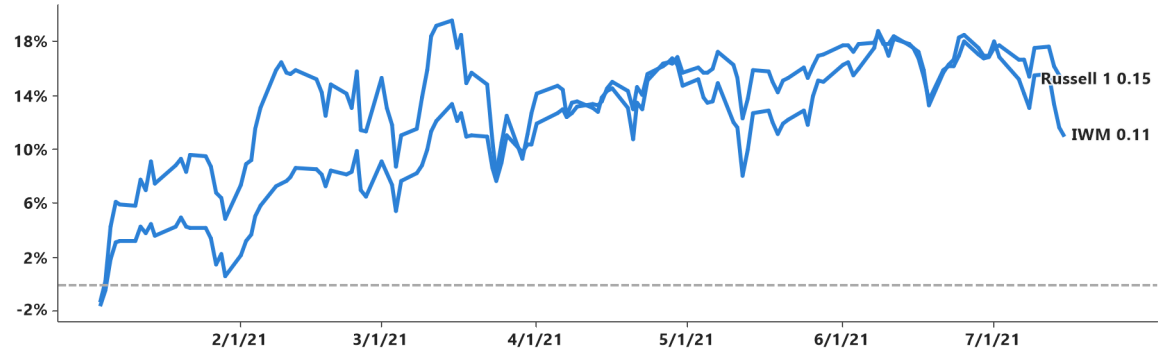
## Down From Highs

Symbol	Last	High	Off-High
PBF	9.74	11.00	-11.45%
KOS	2.31	2.60	-11.15%
IGT	19.91	22.15	-10.11%
SPCE	30.20	33.30	-9.31%
CLF	19.93	21.69	-8.11%
CDEV	5.51	5.99	-8.01%
TDC	44.09	47.90	-7.95%
AA	32.95	35.70	-7.70%
RIG	3.50	3.77	-7.16%
AR	13.24	14.26	-7.15%

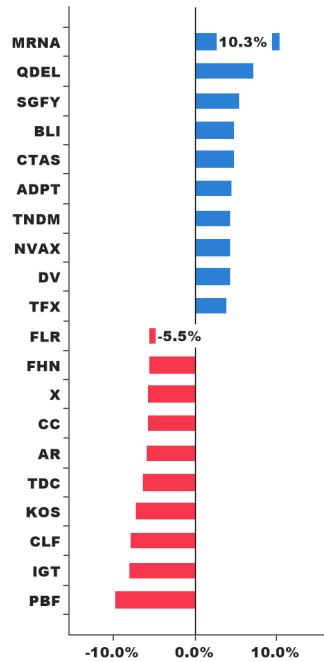
Russell 1 Performance



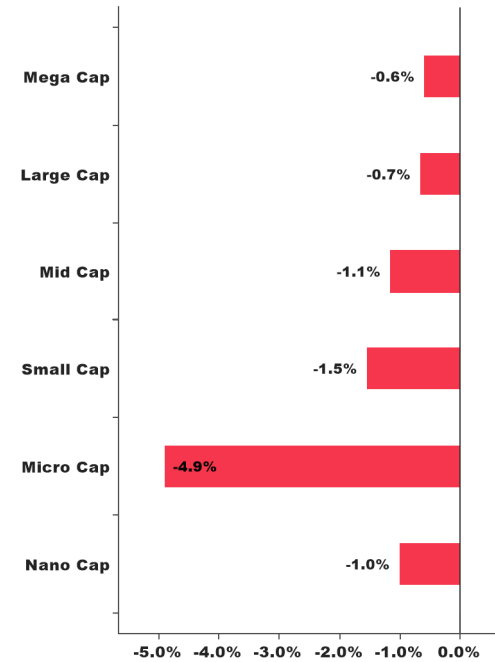
YTD Performance, Equally Weighted



Leaders, Laggards



Performance by Market Cap



Performance by Sector

