

Estimize

List Russell 1

EPS Delta > 0

Symbol

Home Venues Earnings Drift Brain Performance

[Print PDF](#)

Russell 1 Coverage

1,003 Symbols

528 Coverage

Uncovered

AAP, ABC, ABMD, ACC, ACGL, ACHC, ACM, ADPT, ADT, AEE, AEP, AFG, AFL, AGCO, AGNC, AGO, AGR, AIG, AIV, AIZ, AJG, ALKS, ALL, ALLE, ALLY, AM, AMCR, AME, AMED, AMG, AMH, AMP, AMT, AMTD, ANAT, AON, APH, APLE, APO, ARD, ARE, ARES, ARMK, ASB, ATH, ATO, ATR, ATUS, AVB, AVTR, AVY, AWI, AXS, AXTA, AZPN, BAX,

POINT FOCAL

Russell 1 Releases			
Symbol	Date	Time	ESZ-WS
DOCU	9/03	AMC	0.03
IMMU	9/03	AMC	0.04
CASY	9/08	AMC	0.10
COUP	9/08	AMC	0.09
LULU	9/08	AMC	0.03
WORK	9/08	AMC	0.01
HDS	9/09	BMO	0.05
ZS	9/09	BMO	0.02
ORCL	9/10	AMC	0.04
PTON	9/10	AMC	-0.01
KR	9/11	BMO	0.03
ADBE	9/15	AMC	0.05
FDX	9/15	AMC	0.13
GIS	9/16	BMO	0.03
JBL	9/23	BMO	-0.02
THO	9/23	BMO	-0.08
ACN	9/24	BMO	0.10
CAG	9/24	BMO	0.02
DRI	9/24	BMO	-0.03
FDS	9/24	BMO	0.08
KMX	9/24	BMO	-0.29
COST	9/24	AMC	0.09
MTN	9/24	AMC	-0.07
MU	9/24	AMC	0.04
AZO	9/29	BMO	-0.58
CCL	9/29	BMO	-0.20
INFO	9/29	BMO	0.01
CTAS	9/29	AMC	-0.02
NKE	9/29	AMC	0.04
AYI	9/30	BMO	0.04
LEN	9/30	AMC	0.28
MKC	10/01	BMO	-0.03
PEP	10/01	BMO	0.05
STZ	10/01	BMO	0.03
SNX	10/05	AMC	-1.06
PAYX	10/06	BMO	0.03
DAL	10/08	BMO	0.24
DPZ	10/08	BMO	0.07
C	10/13	BMO	0.04
FAST	10/13	BMO	0.00
JNJ	10/13	BMO	0.05
JPM	10/13	BMO	0.06
ABT	10/14	BMO	0.10
AXP	10/14	BMO	0.12
BAC	10/14	BMO	0.03
GS	10/14	BMO	0.13
PNC	10/14	BMO	0.47

DocuSign, Inc. 223.07 ▲ 7.83

DOCU will release their 2021 Q2 earnings on September 3. The Estimize EPS consensus is 0.11, 0.032 higher than Wall Street's expectations of 0.08. The Estimize Revenue target is \$323 vs. \$319 from Wall Street Analysts. Last quarter DOCU reported EPS of 0.12 and Revenue of \$297. Over the last 17 earnings releases, DOCU has beaten the Wall Street EPS target on 8 occasions by an average of 0.04, but only topped the Estimize EPS consensus 4 times by an average of 0.04.

DocuSign

Estimize

63 Estimates

0.11 EPS

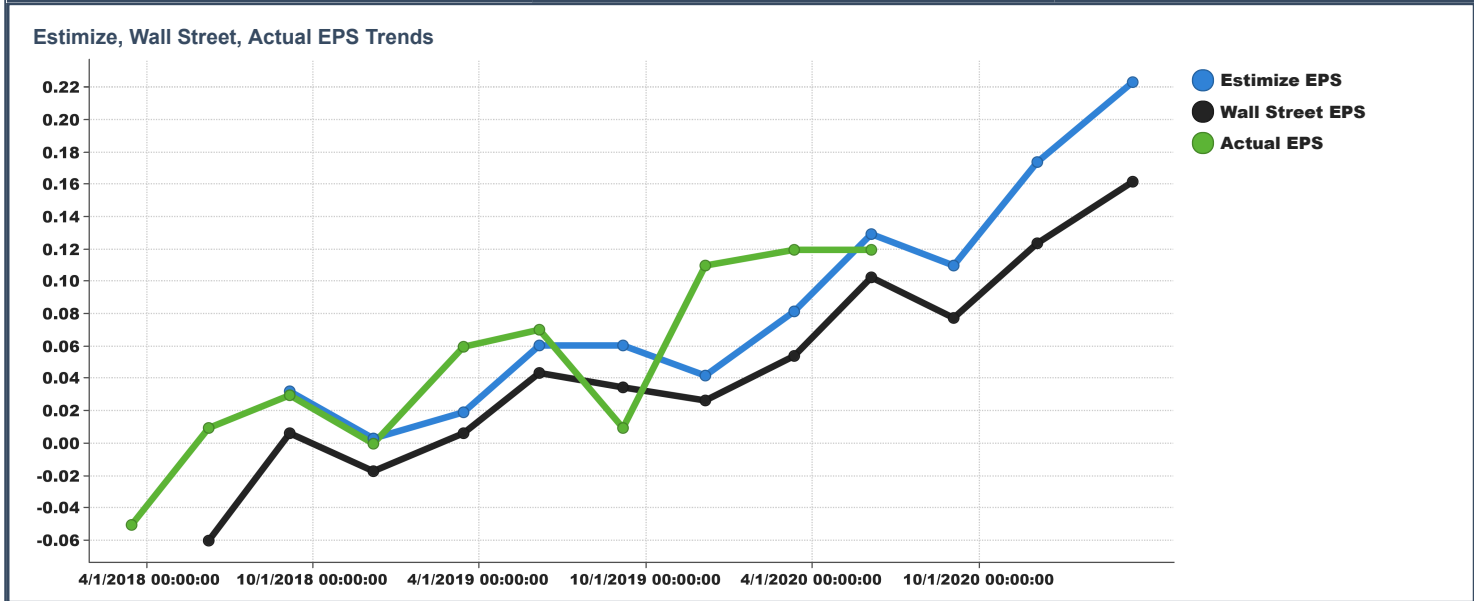
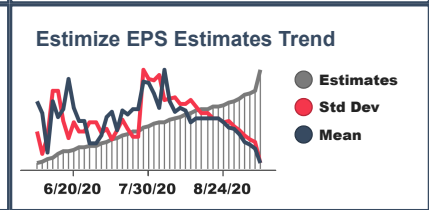
323M Rev

Wall Street

15 Estimates

0.08 EPS

319M Rev



EPS Detail

	2018 Q4	2019 Q1	2019 Q2	2019 Q3	2019 Q4	2020 Q1	2020 Q2	2020 Q3	2020 Q4	2021 Q1
Estimize EPS			0.03	0.00	0.02	0.06	0.06	0.04	0.08	0.13
Wall Street EPS		-0.06	0.01	-0.02	0.01	0.04	0.04	0.03	0.05	0.10
Actual EPS	-0.05	0.01	0.03	0.00	0.06	0.07	0.01	0.11	0.12	0.12

Earnings Drift

List Russell 1

EPS Delta > 0

Surprise % 0

Symbol

Home

Venues

Estimize

Brain

Performance

[Print PDF](#)

POINT FOCAL

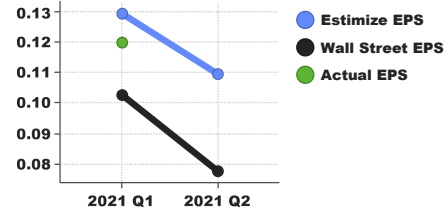
Russell 1 Releases

Symbol	Release	Time	ESZ-WS
DOCU	9/03	AMC	0.03
IMMU	9/03	AMC	0.04
CASY	9/08	AMC	0.10
COUP	9/08	AMC	0.09
LULU	9/08	AMC	0.03
WORK	9/08	AMC	0.01
HDS	9/09	BMO	0.05
ZS	9/09	BMO	0.02
ORCL	9/10	AMC	0.04
PTON	9/10	AMC	-0.01
KR	9/11	BMO	0.03
ADBE	9/15	AMC	0.05
FDX	9/15	AMC	0.13
GIS	9/16	BMO	0.03
JBL	9/23	BMO	-0.02
THO	9/23	BMO	-0.08
ACN	9/24	BMO	0.10
CAG	9/24	BMO	0.02
DRI	9/24	BMO	-0.03
FDS	9/24	BMO	0.08
KMX	9/24	BMO	-0.29
COST	9/24	AMC	0.09
MTN	9/24	AMC	-0.07
MU	9/24	AMC	0.04
AZO	9/29	BMO	-0.58
CCL	9/29	BMO	-0.20
INFO	9/29	BMO	0.01
CTAS	9/29	AMC	-0.02
NKE	9/29	AMC	0.04
AYI	9/30	BMO	0.04
LEN	9/30	AMC	0.28
MKC	10/01	BMO	-0.03
PEP	10/01	BMO	0.05
STZ	10/01	BMO	0.03
SNX	10/05	AMC	-1.06
PAYX	10/06	BMO	0.03
DAL	10/08	BMO	0.24
DPZ	10/08	BMO	0.07
C	10/13	BMO	0.04
FAST	10/13	BMO	0.00
JNJ	10/13	BMO	0.05
JPM	10/13	BMO	0.06
ABT	10/14	BMO	0.10
AXP	10/14	BMO	0.12
BAC	10/14	BMO	0.03
GS	10/14	BMO	0.13
PNC	10/14	BMO	0.47
WFC	10/14	BMO	-0.02
KMI	10/14	AMC	0.00
NFLX	10/14	AMC	-0.03
ADS	10/15	BMO	0.70
DHR	10/15	BMO	-0.01

DocuSign, Inc. 223.07 ▲ 7.83

DocuSign

Estimze, Wall Street, Actual EPS Trend

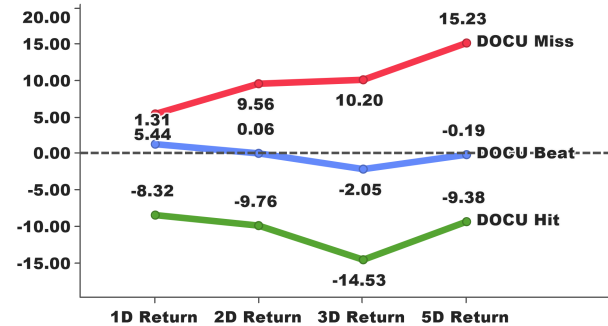


Performance Summary | Earnings Drift > 0%

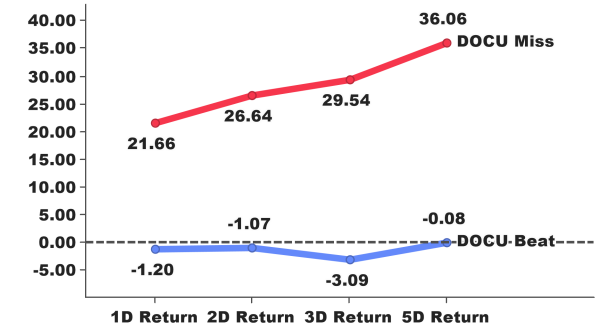
Symbol	v. Estimze	Releases	Since 2018
DOCU	Beat Estimze	4	4
	Miss Estimze	4	4

Symbol	v. Street	Releases	Since 2018
DOCU	Beat Street	7	7
	Miss Street	1	1

Estimze Post Earnings Drift | Earnings Surprise > 0% | Since 2018



Street Post Earnings Drift | Earnings Surprise > 0% | Since 2018



History | Earnings Surprise > 0%

Fiscal Q	Release Date	Symbol	Street EPS	Estimze EPS	Actual EPS	Estimze Delta	Estimze Delta %	Street Delta	Street Delta %	Actual vs Estimze	Actual vs Wall Street
2021 Q1	06/04/20	DOCU	0.10	0.13	0.12	-0.01	-7%	0.02	17%	Miss	Beat
2020 Q4	03/12/20	DOCU	0.05	0.08	0.12	0.04	46%	0.07	122%	Beat	Beat
2020 Q3	12/05/19	DOCU	0.03	0.04	0.11	0.07	162%	0.08	307%	Beat	Beat
2020 Q2	09/05/19	DOCU	0.04	0.06	0.01	-0.05	-84%	-0.03	-71%	Miss	Miss
2020 Q1	06/06/19	DOCU	0.04	0.06	0.07	0.01	15%	0.03	59%	Beat	Beat
2019 Q4	03/14/19	DOCU	0.01	0.02	0.06	0.04	215%	0.05	900%	Beat	Beat
2019 Q3	12/06/18	DOCU	-0.02	0.00	0.00	0.00	-100%	0.02	100%	Miss	Beat
2019 Q2	09/05/18	DOCU	0.01	0.03	0.03	0.00	-7%	0.02	400%	Hit	Beat