



GOLD COAST AIRPORT


DOMESTIC ARRIVALS GUIDE

Hello. This book is a guide on what to expect, and how to prepare for your domestic arrival at Gold Coast Airport.







You are arriving at Gold Coast Airport. Before leaving the plane, remember to take all your belongings with you. If you leave anything on the plane, you cannot go back for it. Talk to an airline staff member for help when you are in the airport building.



Sometimes you will leave the plane through a boarding bridge. This connects your plane directly to the gate. Follow the corridor to enter the airport building.



Sometimes you will leave the plane by walking down the stairs and onto the tarmac. Follow the other passengers and you will eventually enter the building.



The tarmac is noisy, and you may smell fumes from the plane.



Enter the airport building and follow the signs to domestic arrivals.



You will be walking through a food court area, which may be loud.



If you have checked in any bags, you should go to the baggage carousel to collect them. There are often a lot of people also waiting for their bags. Your bag is being brought off the plane and onto the baggage carousel. This can take time and you may have to wait to collect your bags.



If you cannot find your bag or need assistance, find the airline services desk, or speak to an ambassador or airline staff member.



You can now leave the airport.



Remember, if you are ever unsure of what to do, or become overwhelmed at Gold Coast Airport, talk to a help desk, GCA ambassador or airline staff member for assistance.