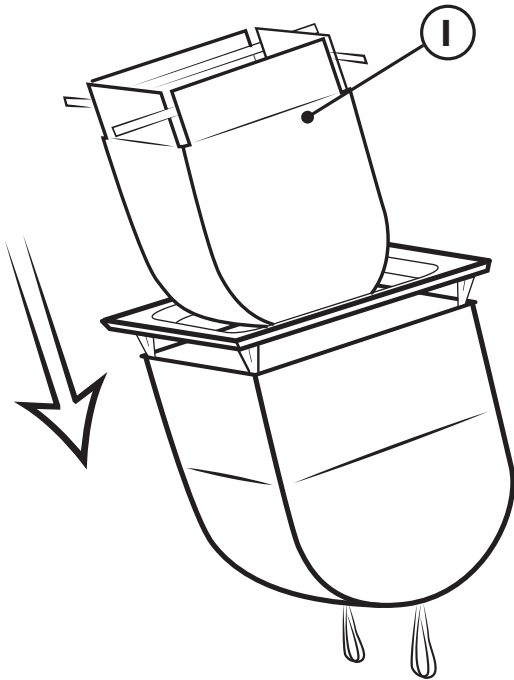


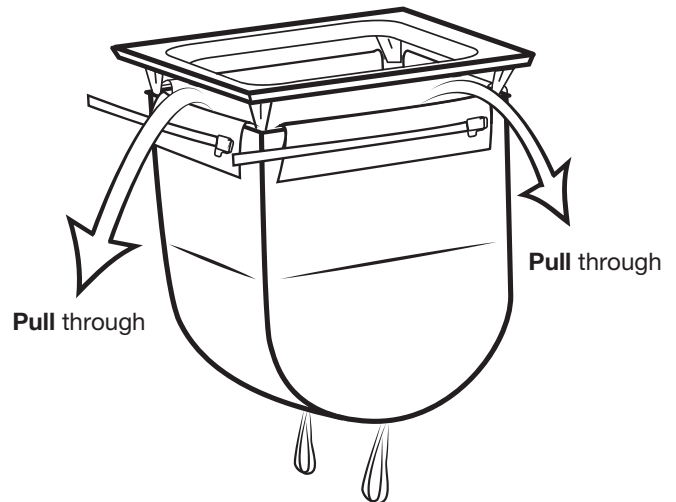
LittaTrap™

LinerBag Installation Guide – All Models

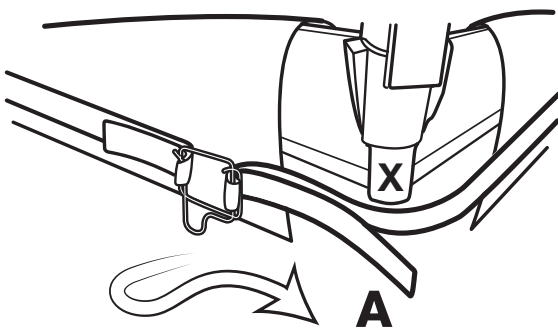
- 1 Insert LinerBag**
Check LittaTrap & LinerBag size match



- 2 Pull LinerBag flaps through gap**
Check LinerBag is **not stressed** in corners and no gaps



- 3 Thread strap 'A' through buckle**
Arrange straps **below** plastic corner peg 'X'
Repeat all **four** corners



Thread strap through **middle** of buckle
around and **under**, then **pull** tight

- 4 Pull LinerBag straps tight (A-B-C-D)**
Check straps are **below** plastic corner pegs (fig 3)
Do not over tighten

