



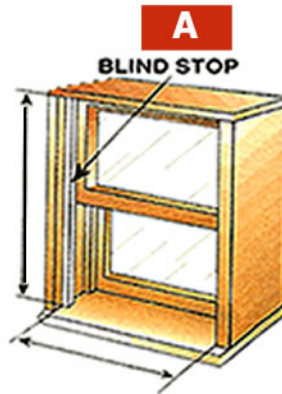
How to Measure



Storm Windows must be established by furnishing tip-to tip (TTT) dimensions, listing width first, height second. See Fig. D.

Blind Stop Installation:

Measure existing window as shown in Fig. A... deduct approximately 1/8" for clearance, rounding off to nearest 1/8" increment.




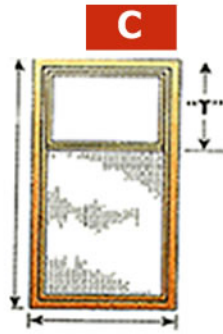
Overlap Installation:

Measure existing window as shown in Fig. B, rounding off to nearest 1/8".



Cottage Type Windows:

Include "T" dimension as show Fig. C.



Easy to Install

Step 1 - Position Window in opening.

Step 2 - Check for squareness.

Step 3 - Secure with screws provided.