

Student Count

# 18,603

Student Average Time-on-Task  
in minutes

# 175

Total Skills

# 140,291

Skills Mastered

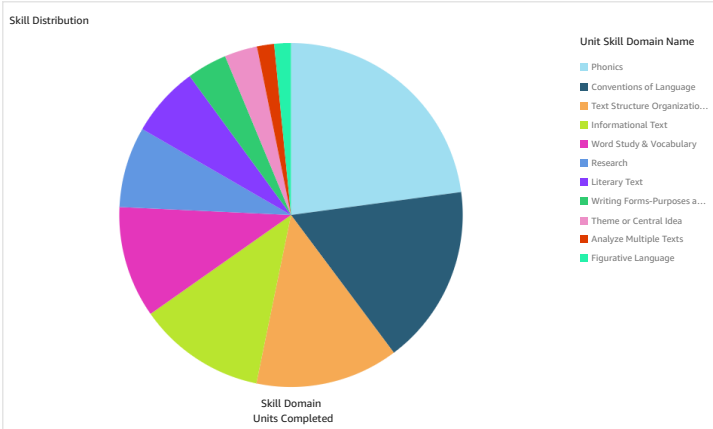
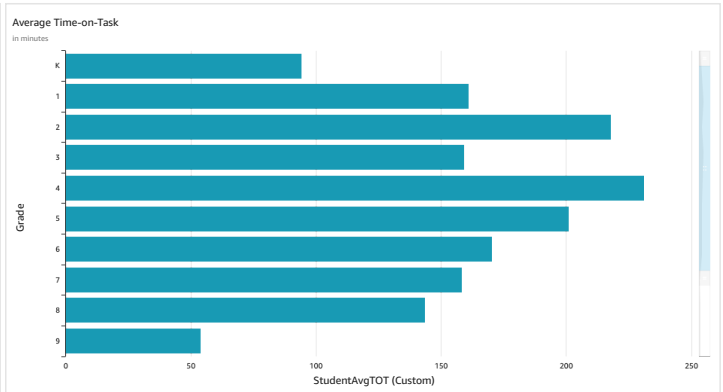
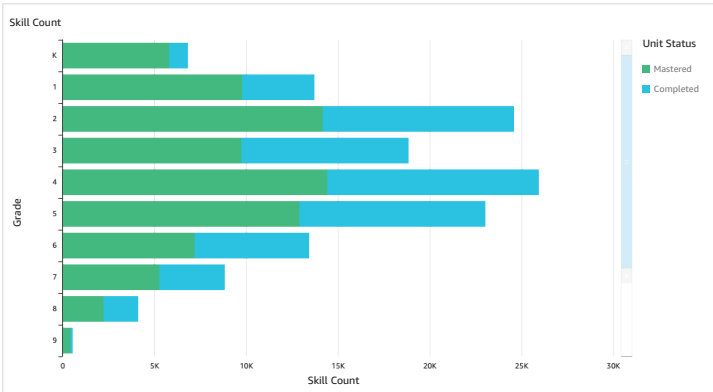
# 82,339

Mastery Ratio  
Skills Mastered/Total Skills

# 58.69% ◆

Unit Average Time-on-Task

# 23



Domain Detail

Skill Domain	Students	Total Units	UnitMastered	MasteryRatio	Avg. Unit TOT (min)	Avg. % Score
Analyze Multiple Texts	1,205	2,264	592	26.1%	8	◆ 47.1
Conventions of Language	5,858	23,729	11,311	47.7%	21	◆ 69.3
Figurative Language	1,517	2,194	1,399	63.8%	33	▲ 76.2
Informational Text	5,081	16,855	6,050	35.9%	12	◆ 53.8
Literary Text	3,658	9,299	3,677	39.5%	15	◆ 56.7
Phonics	9,611	32,089	23,120	72.0%	23	● 82.9
Research	7,247	10,642	6,537	61.4%	31	▲ 76.5
Text Structure Organization & Features	7,025	18,878	12,764	67.6%	27	▲ 78.7
Theme or Central Idea	2,475	4,324	3,155	72.9%	34	● 79.1
Word Study & Vocabulary	6,201	14,721	10,264	69.7%	34	● 80.3
Writing Forms-Purposes and Products	2,497	5,296	3,472	65.6%	14	▲ 78.7

Mastery by Grade Level

Skill Domain	Grade Level												
	K	1	2	3	4	5	6	7	8	9	10	11	12
Analyze Multiple Texts	◆ 67.8	◆ 53.3	◆ 52.6	◆ 39.5	◆ 47.6	◆ 44.7	◆ 47.2	◆ 47.5	◆ 46.3				
Conventions of Language	▲ 71.7	▲ 73.6	◆ 57.7	◆ 64.0	◆ 69.3	▲ 71.5	▲ 73.0	▲ 72.0	▲ 71.6	▲ 70.0	▲ 73.1	▲ 77.5	◆ 30.0
Figurative Language		● 92.5	● 84.0	▲ 78.2	◆ 69.9	▲ 73.0	▲ 80.0	▲ 76.9	▲ 76.1	● 88.0	▲ 71.7	▲ 74.0	◆ 36.0
Informational Text	◆ 59.3	◆ 56.6	◆ 60.4	◆ 41.9	◆ 46.3	◆ 47.3	◆ 52.4	◆ 61.9	◆ 63.3	▲ 77.2	◆ 61.5	◆ 43.3	◆ 44.0
Literary Text	◆ 52.6	◆ 50.9	◆ 55.8	◆ 52.2	◆ 63.9	◆ 54.6	◆ 58.8	◆ 65.1	◆ 58.0	▲ 73.4	◆ 69.7	◆ 56.0	◆ 28.2
Phonics	● 93.4	● 89.3	▲ 78.1	▲ 79.6	▲ 78.3	● 81.9	● 80.4	▲ 79.1	▲ 76.0	● 82.0	▲ 75.0	▲ 78.4	● 86.3
Research	● 97.8	● 98.5	▲ 74.7	◆ 65.0	◆ 70.0	▲ 76.2	▲ 75.7	◆ 68.4	▲ 72.9	● 87.1	▲ 76.7		
Text Structure Organization & Features	▲ 77.4	▲ 75.6	▲ 75.9	▲ 73.2	▲ 77.4	● 80.7	● 80.1	● 85.8	▲ 77.1	● 87.1	▲ 79.7	● 86.6	▲ 74.3
Theme or Central Idea	● 86.0	▲ 79.5	▲ 75.8	● 80.9	▲ 83.4	▲ 75.0	▲ 72.7	▲ 76.4	▲ 74.6	● 80.0	▲ 82.0	▲ 76.5	▲ 70.0
Writing Forms-Purposes and Products	▲ 78.9	▲ 71.9	▲ 75.3	▲ 79.6	▲ 78.7	▲ 79.1	▲ 74.8	● 83.8	● 81.5	● 95.2	◆ 69.0		
Grand Total	88.8	79.8	73.2	69.2	71.5	71.6	69.6	72.7	70.8	83.8	76.1	75.0	65.4

Time-on-Task by Grade Level (minutes)

Skill Domain	Grade Level												
	K	1	2	3	4	5	6	7	8	9	10	11	12
Analyze Multiple Texts	36.1	10.9	9.2	12.9	23.0	15.7	18.9	13.4	13.6				
Conventions of Language	74.1	66.0	119.7	67.3	109.0	83.0	83.3	78.6	72.6	52.7	53.9	119.3	68.9
Figurative Language		54.7	10.9	12.7	36.6	27.4	90.3	55.2	60.9	15.9	12.9	10.9	25.1
Informational Text	41.0	25.9	51.2	21.8	44.3	59.4	40.8	46.5	47.2	23.6	33.5	21.4	38.9
Literary Text	25.3	12.2	20.6	42.0	45.5	35.8	57.7	90.6	37.5	38.9	39.9	29.7	84.0
Phonics	75.8	158.0	121.2	50.1	30.7	63.1	45.9	45.9	95.1	66.2	16.0	75.3	41.5
Research	43.8	42.4	47.6	41.3	43.6	41.4	54.9	52.2	66.3	19.3	34.1		
Text Structure Organization & Feat...	67.7	40.8	50.8	57.5	75.1	95.6	107.3	71.9	63.5	21.0	33.6	41.3	20.6
Theme or Central Idea	20.3	21.0	64.6	65.6	78.1	29.1	69.4	95.1	78.9	20.6	15.2	11.2	24.7
Word Study & Vocabulary	36.3	56.4	97.9	86.6	103.7	66.2	77.2	98.3	72.0	36.1	67.7	41.9	47.1
Writing Forms-Purposes and Prod...	22.3	19.2	24.7	32.3	34.9	28.7	21.3	29.0	32.3	9.6	3.8		
Grand Total	94.1	160.9	217.6	159.0	231.0	200.8	170.0	158.0	143.3	53.6	93.2	74.4	90.2