

# Sample Utilization Report

Reporting Period: 2020 - 2021

## USAGE REPORT

### Filters

Filter by school type, month, and school name.

### Bar Graph

This graph sums the total time students have spent using Classworks by month.

### Tree Chart

This graph sums the total time students have spent using Classworks by school.

## CLASSWORKS INSTRUCTION

### Filters

Filter by grade, subject, month, and school name.

### Summary Data

#### **Average Units In Progress/Completed**

The average number of units students have started or completed inside Classworks.

#### **Average Unit Score**

The average unit score for units started or completed inside Classworks.

#### **Average Unit TOT (minutes)**

The average time on task in minutes for units started or completed inside Classworks.

#### **Students**

The number of students who have started or completed a unit inside Classworks.

### Bar Graphs

#### **Average Units In Progress/Completed**

The average unit score for units started or completed inside Classworks by grade.

### **Average Unit Score**

The average unit score for units started or completed inside Classworks by grade.

### **Average Unit TOT (minutes)**

The average time on task in minutes for units started or completed inside Classworks by grade.

## LMS INSTRUCTION

### Summary Data

#### **Average Units In Progress/Completed**

The average number of units students have started or completed inside Classworks.

#### **Average Unit Score**

The average unit score for units started or completed inside Classworks.

#### **Average Unit TOT (minutes)**

The average time on task in minutes for units started or completed inside Classworks.

### Bar Graphs

#### **Average Units In Progress/Completed**

The average unit score for units started or completed inside a learning management system.

#### **Average Unit Score**

The average unit score for units started or completed inside a learning management system.

#### **Average Unit TOT (minutes)**

The average time on task in minutes for units started or completed inside a learning management system.

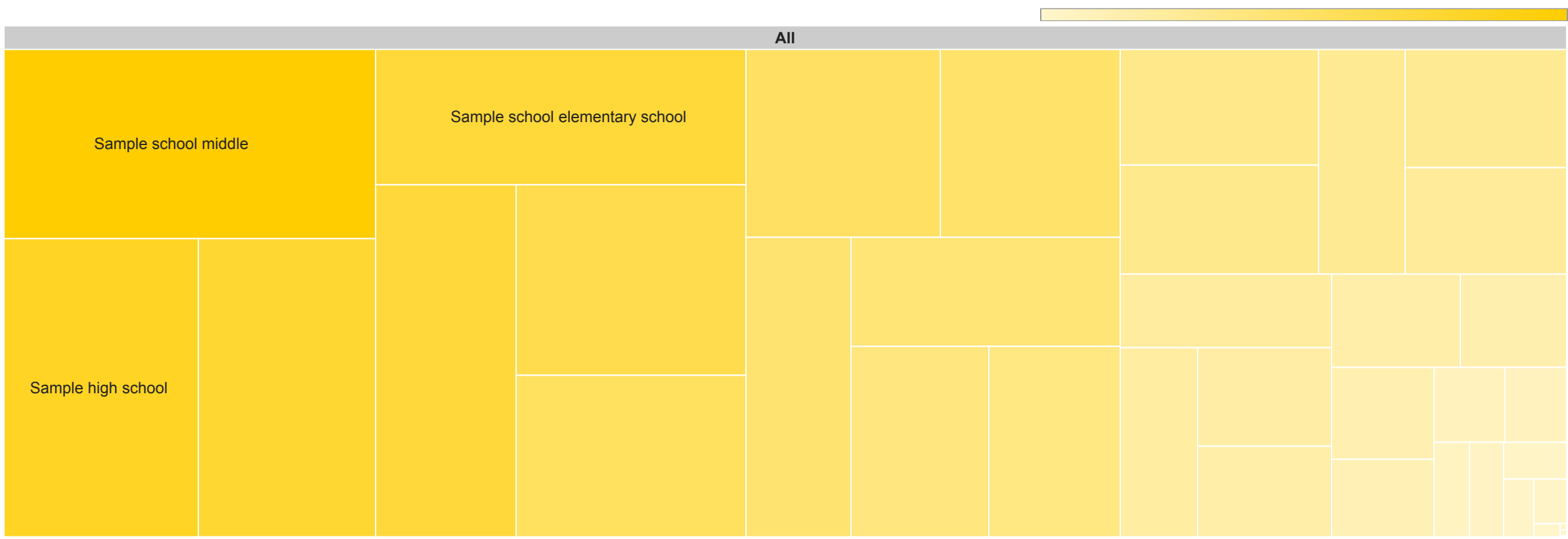
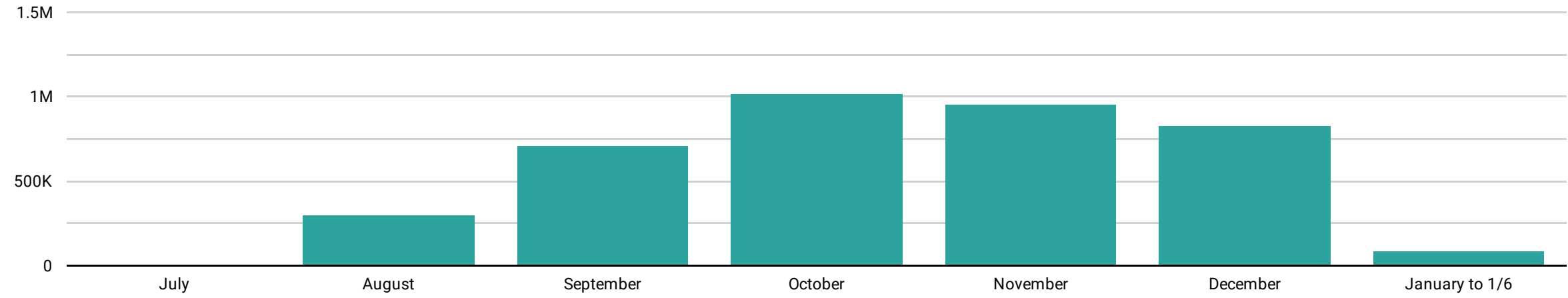
# Usage Report

SchoolType ▾

Month ▾

SchoolName ▾

Total Time in Classworks (Minutes)



# Classworks Instruction

Grade ▾

Month ▾

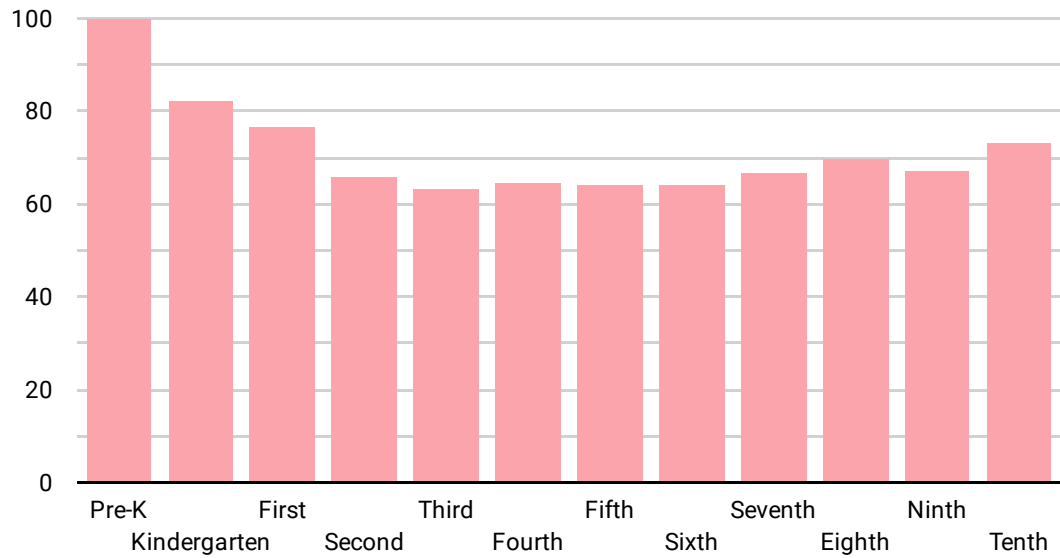
Subject ▾

SchoolName ▾

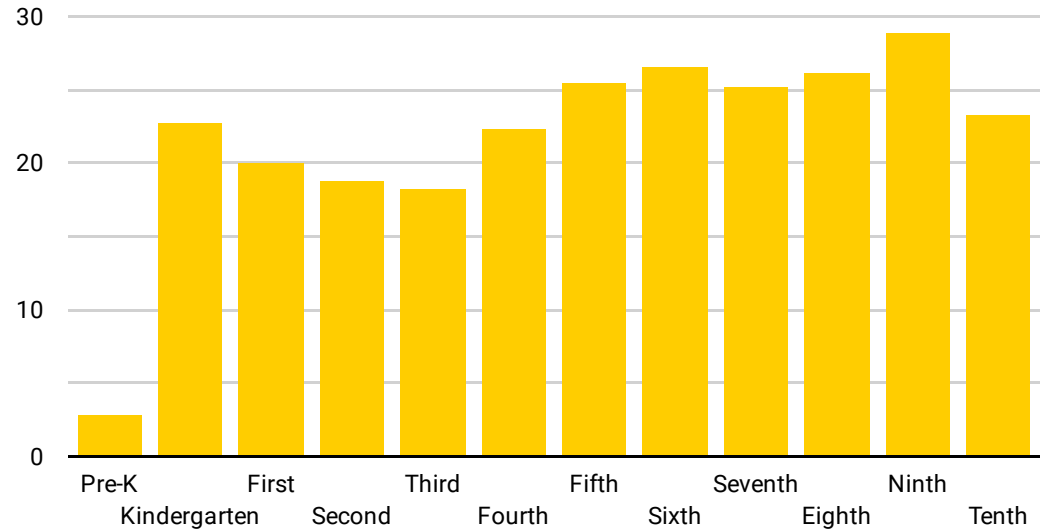
**Data Summary:**

<b>Average Units In Progress/Completed</b> 18.79	<b>Average Unit Score</b> 66.78	<b>Average TOT (minutes)</b> 22.37	<b>Student Count</b> 12,965
---	------------------------------------	---------------------------------------	--------------------------------

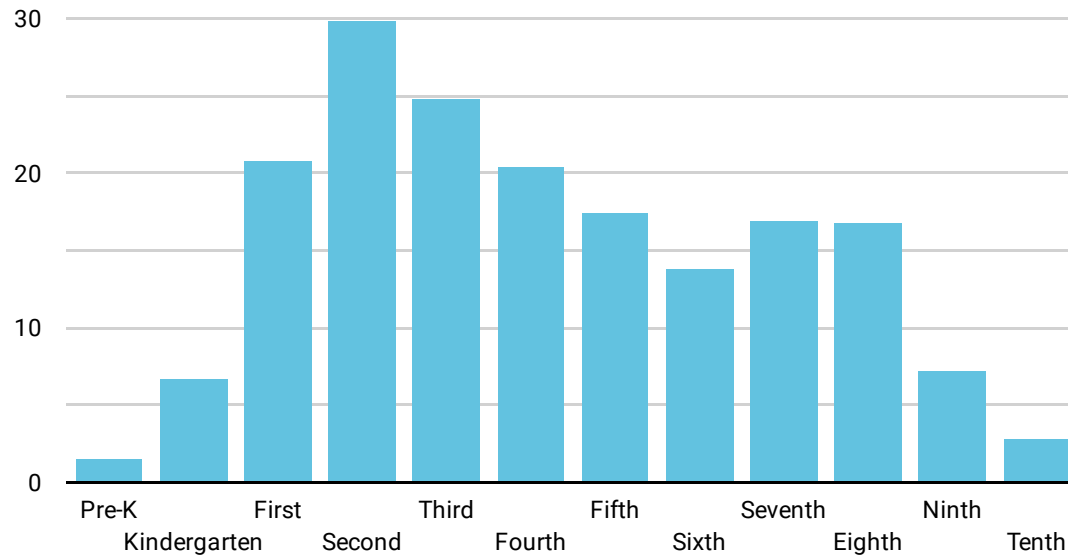
**Average Unit Score**



**Average Units TOT (minutes)**



**Average Units In Progress/Completed**



# LMS Instruction

Grade

Month

Subject

SchoolName

Data Summary:

Average Units In  
Progress/Completed

2.76

Average Unit Score

76.33

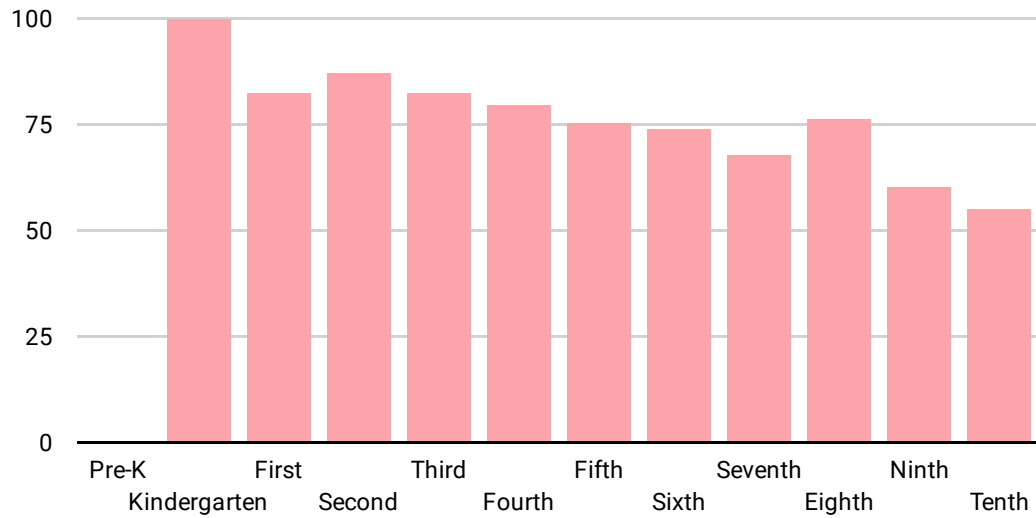
Average TOT  
(minutes)

14.37

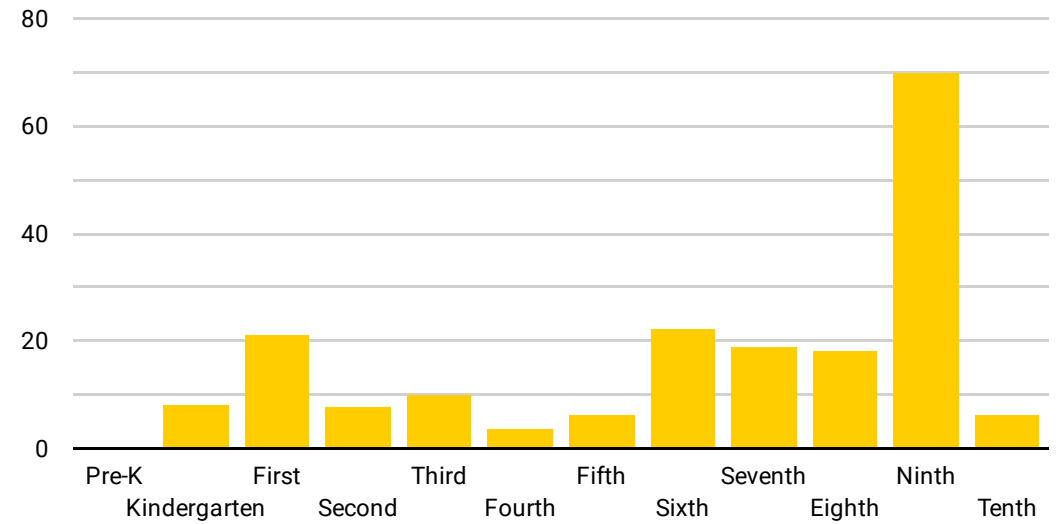
Student Count

639

Average Unit Score



Average Unit TOT (minutes)



Average Units In Progress/Completed

