






Skills Summary Report

Mathematics

Report On: Selected Students

Date Range: 8/15/2016-8/15/2017

Date: 1/05/2017

Selected Students	Student Data		Below			On Grade Level				Above			Summary*		
			%	TOT	Total Units	Proficiency	%	TOT	Total Units	%	TOT	Total Units	%	TOT	Total Units
	Grade	Count													
Second Grade	2	1					90%	00:36:23	5	45%	00:33:58	1	82%	01:10:21	6
Third Grade	3	225	89%	75:04:27	411		58%	347:40:51	755				68%	422:45:18	1166
Fourth Grade	4	197	78%	26:18:40	80		80%	301:22:50	904				80%	327:41:30	984
Fifth Grade	5	229	83%	52:47:00	127		82%	488:35:29	1293				82%	541:22:29	1420
TOTALS			83%	154:10:07	618		78%	1138:15:33	2957	45%	00:33:58	1	78%	1292:59:38	3576

*Results represent work completed below, on, and above students' current grade level.

Key:	
 Not Proficient (0-64%)	 Proficient (75-84%)
 Borderline (65-74%)	 Highly Proficient (85-100%)

Purpose: View overall Classworks instruction completed. This summary of student work can be used to give students a Classworks grade by subject. The rigor of the work can be determined by comparing below, on, and above grade level time on task and number of units.

Next Steps: Teachers may consider adjusting assignments as the year progresses when more on and above grade level mastery is expected.