

IMPACT ATLAS ANDROID APPLICATION



# Reporting Permissions

---

## PO

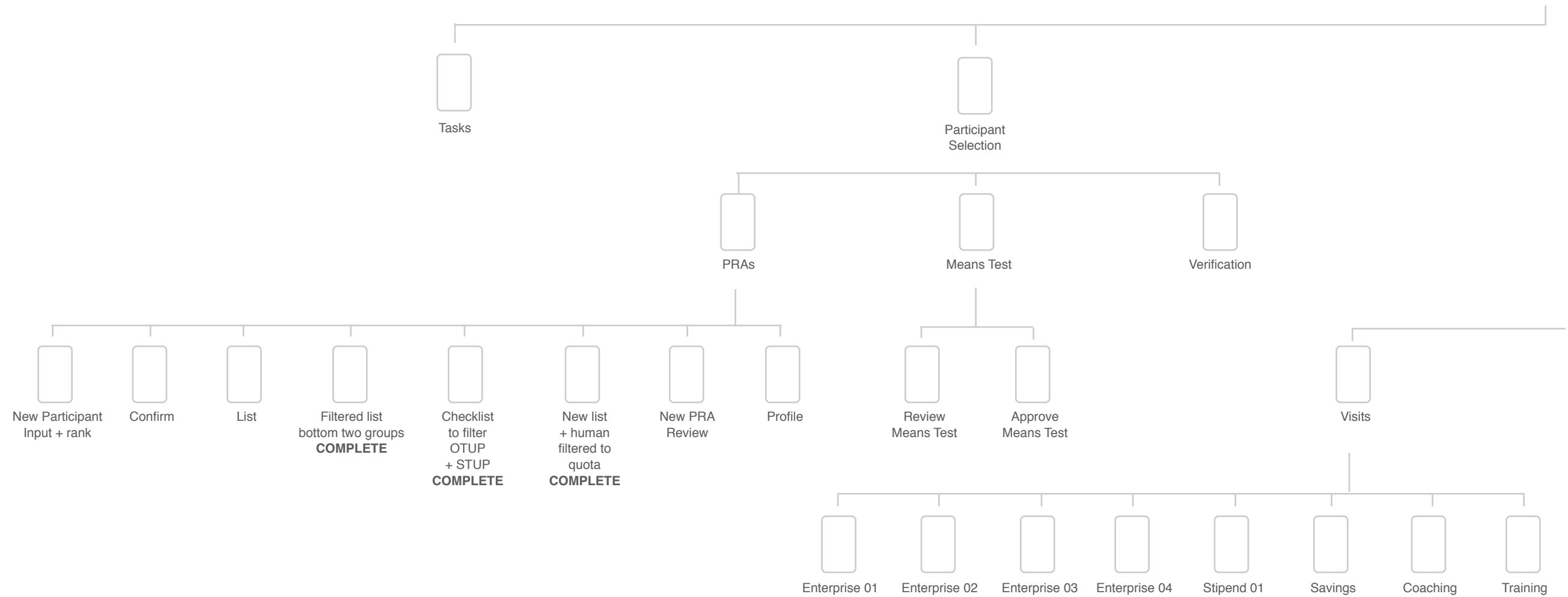
## BM

## RM

## PM

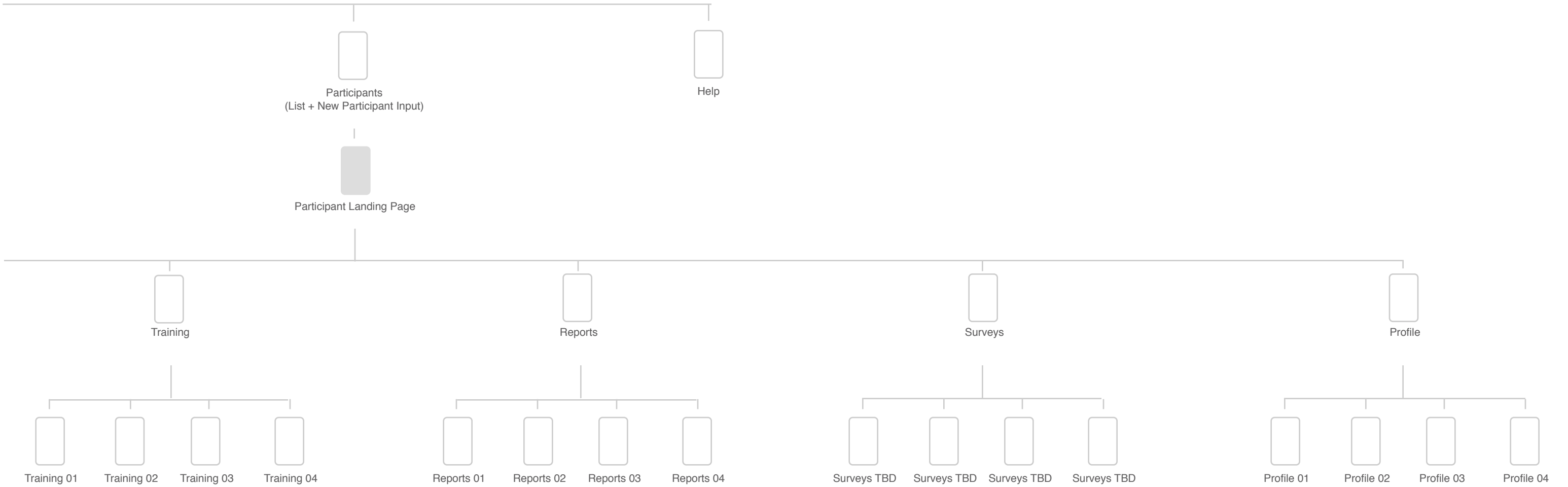
Participant List Participant Profile Visit Data Tasks + Schedule PRA Details	All of PO and	All of BM and	All of RM and
	PO List PO Profile Graduation Achievement Survey		
		PO List PO Profile Graduation Achievement Survey	

# 00 App Map



# 00 App Map

---



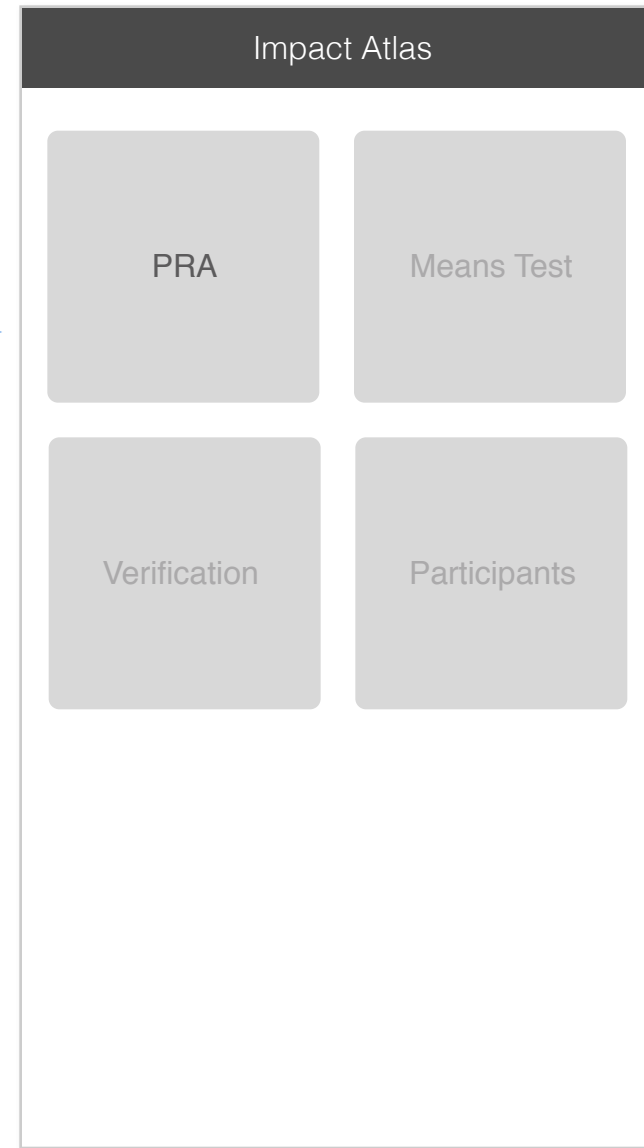
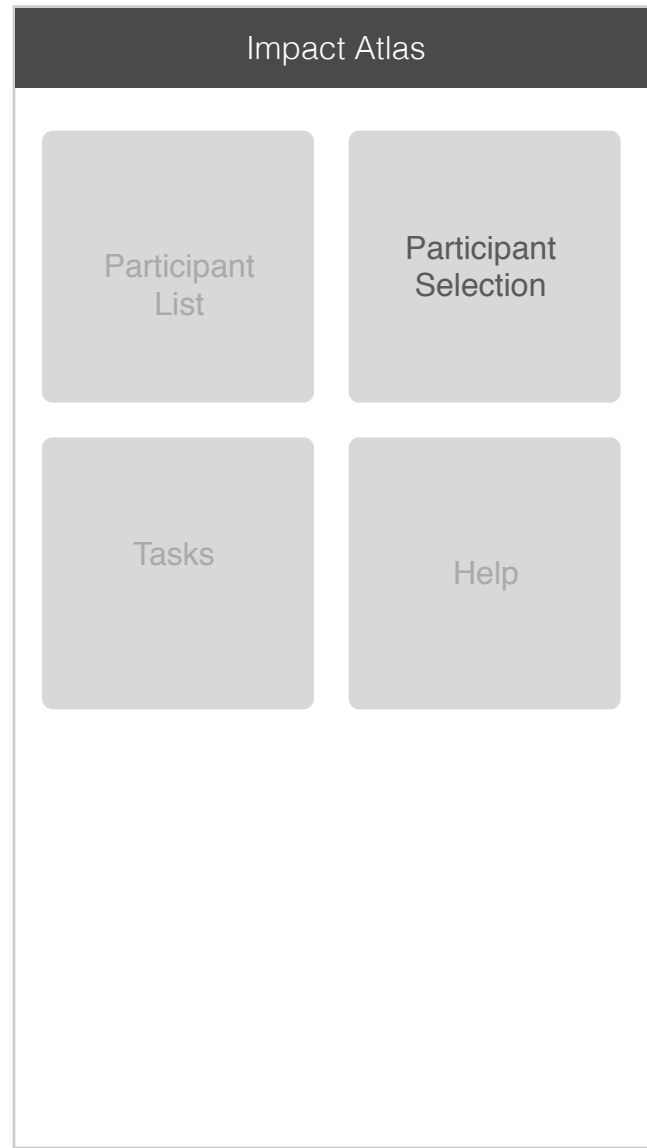
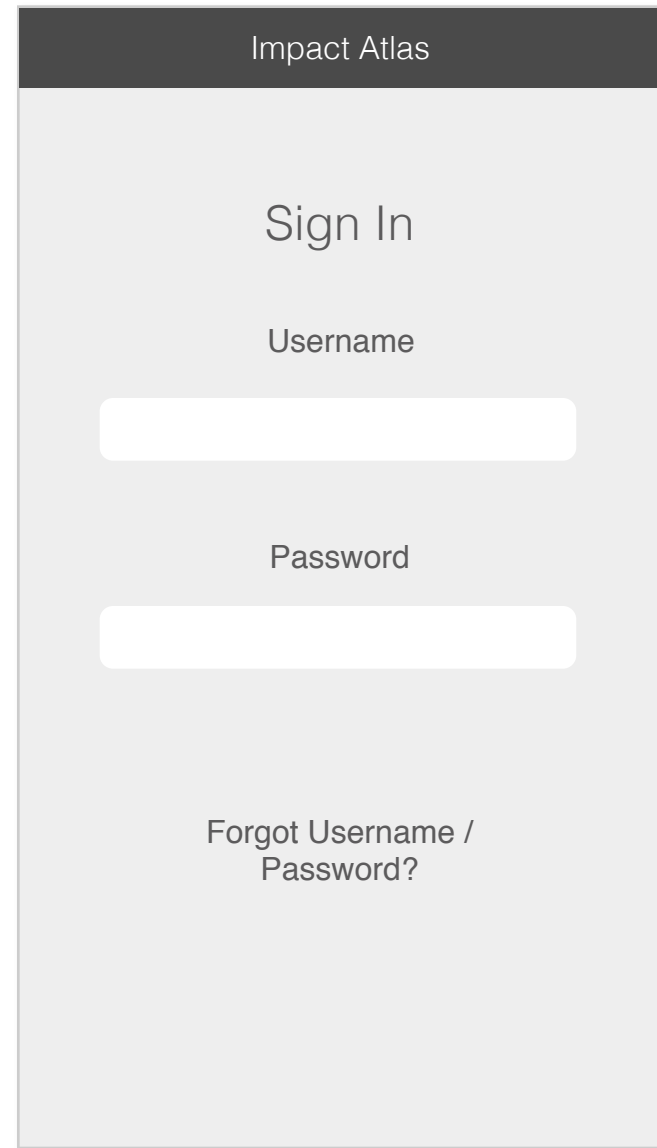
**INTRO + SIGN ON + ADD NEW PRA**

# Intro + Sign On

ROLES:

PO

BM



Annotations

---

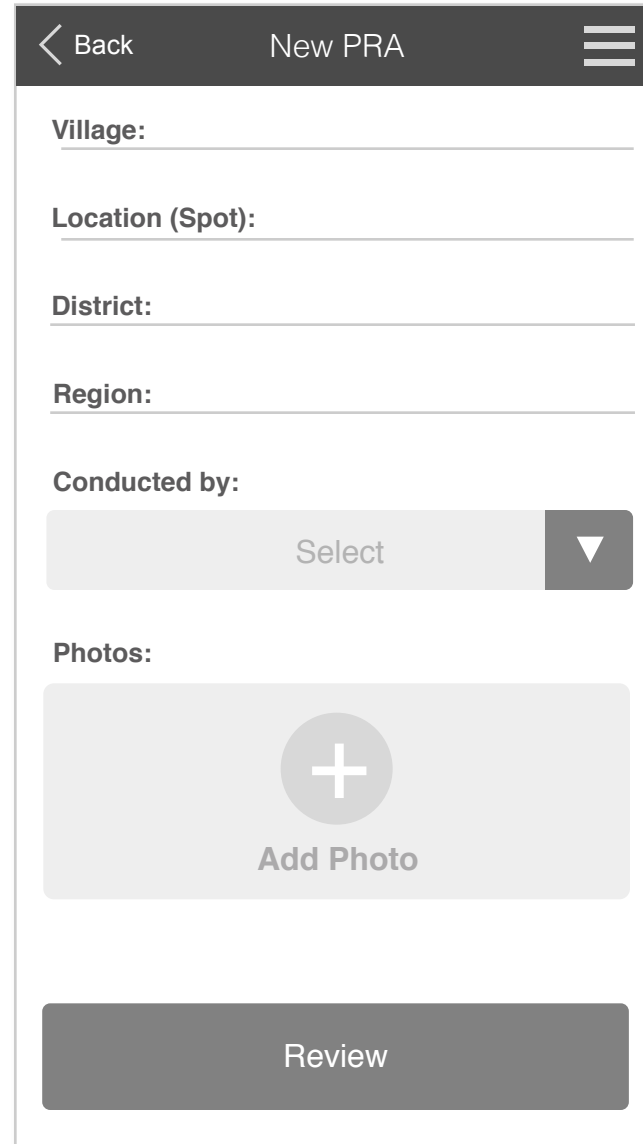
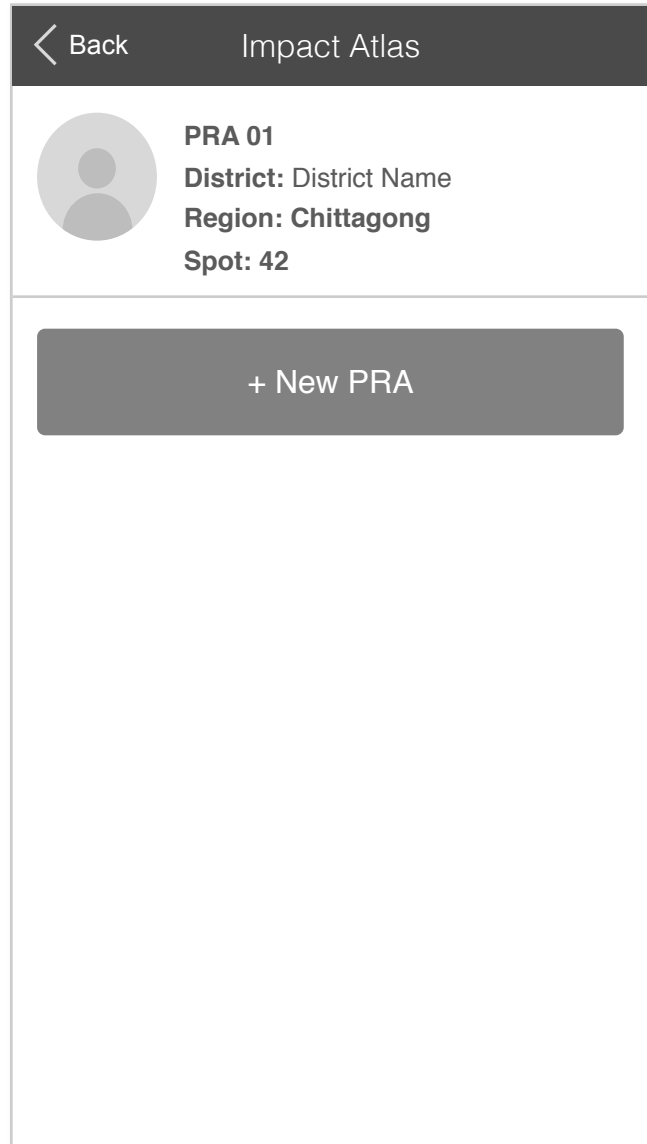
# Add New PRA

ROLES:

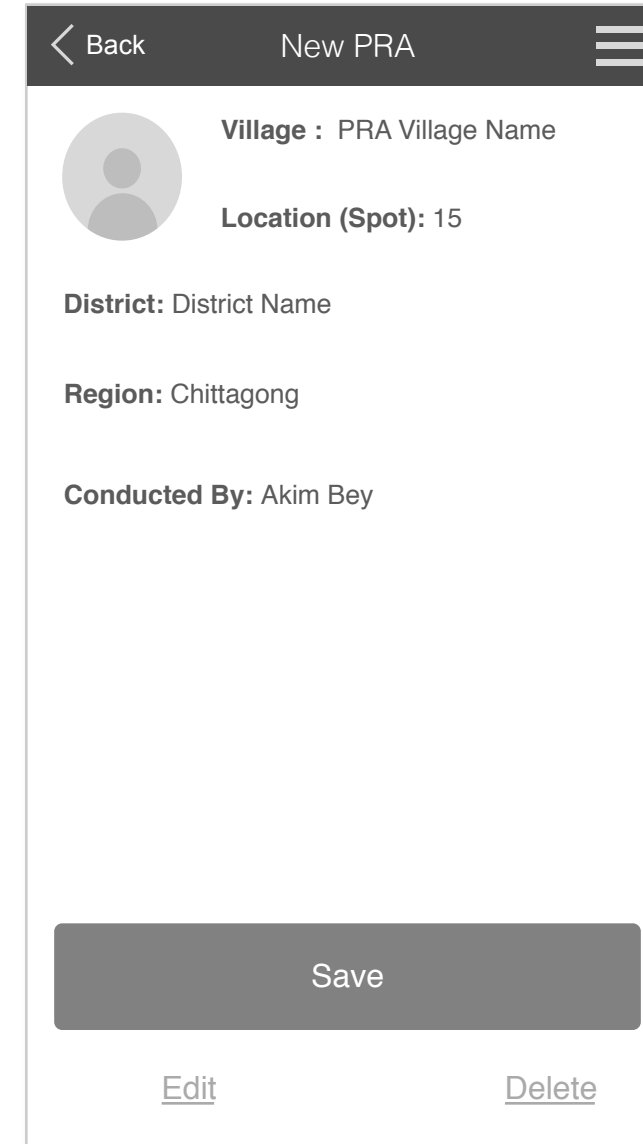
PO

BM

## Annotations



**METADATA INTAKE**  
Info gathered here will persist on PRA Candidate and other related screens



**REVIEW**  
[Edit](#) + [Delete](#) will revert to input screen

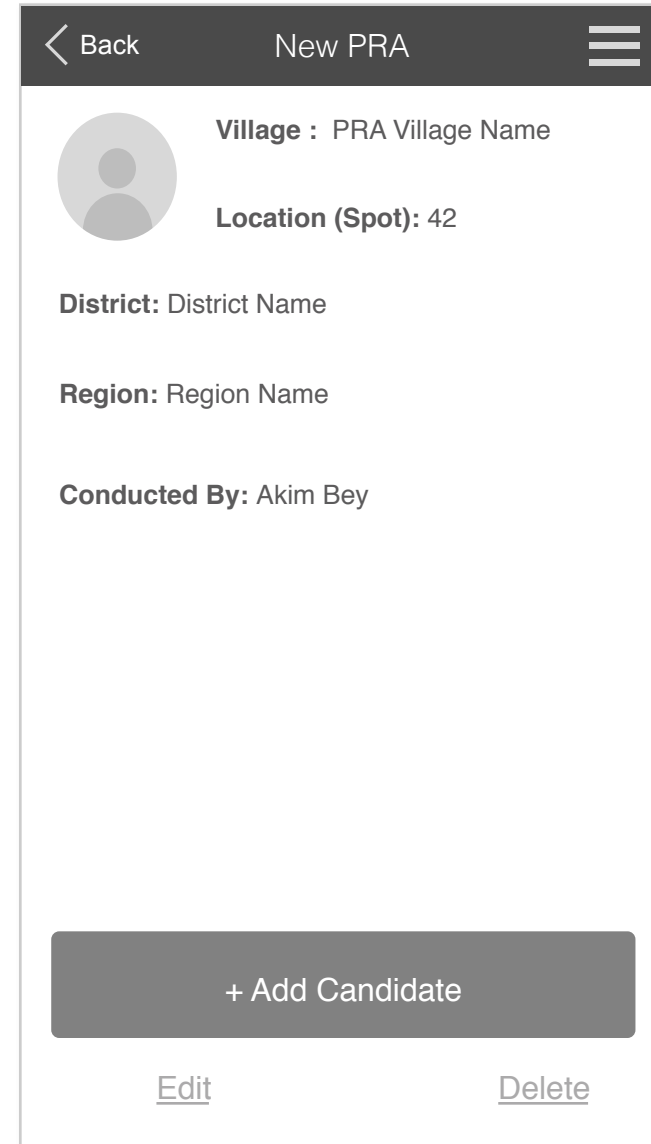
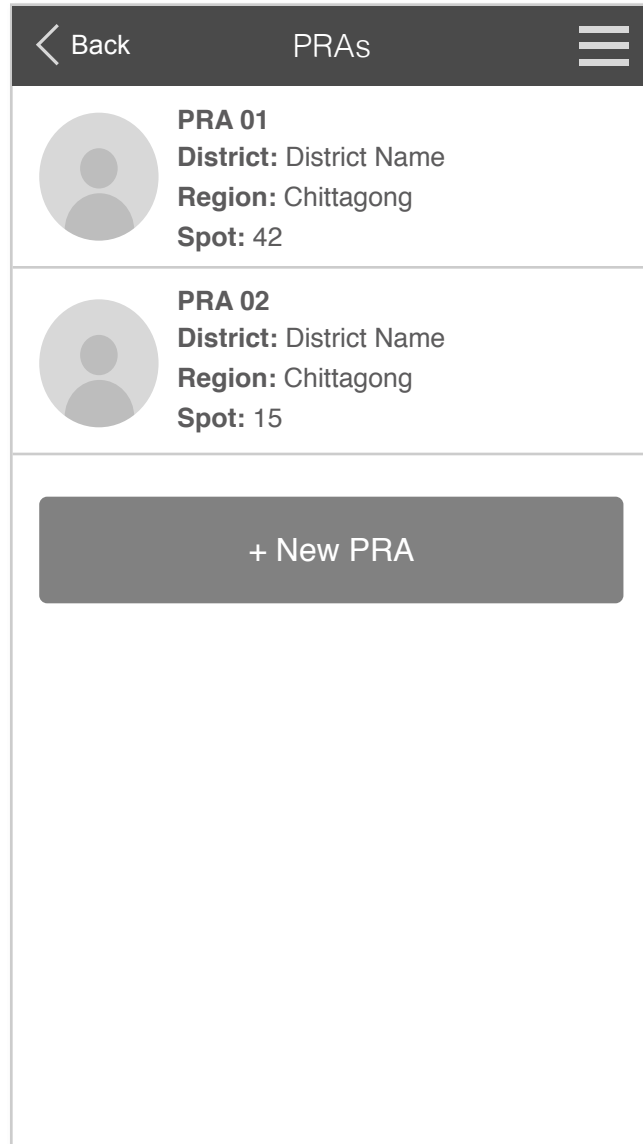
# Add New PRA

ROLES:

PO

BM

Annotations



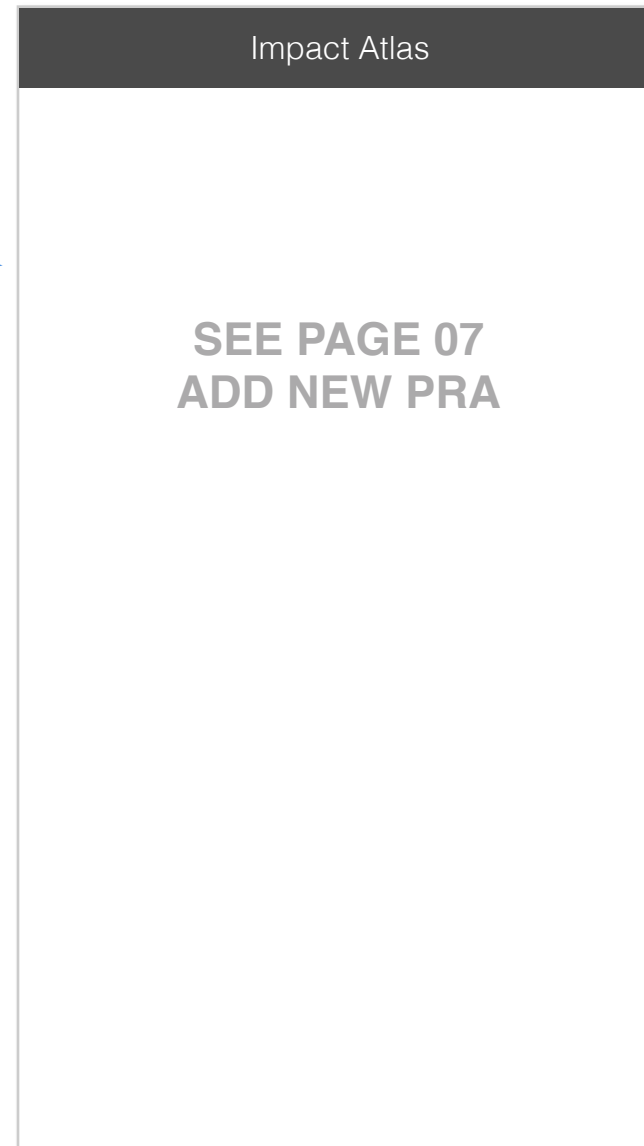
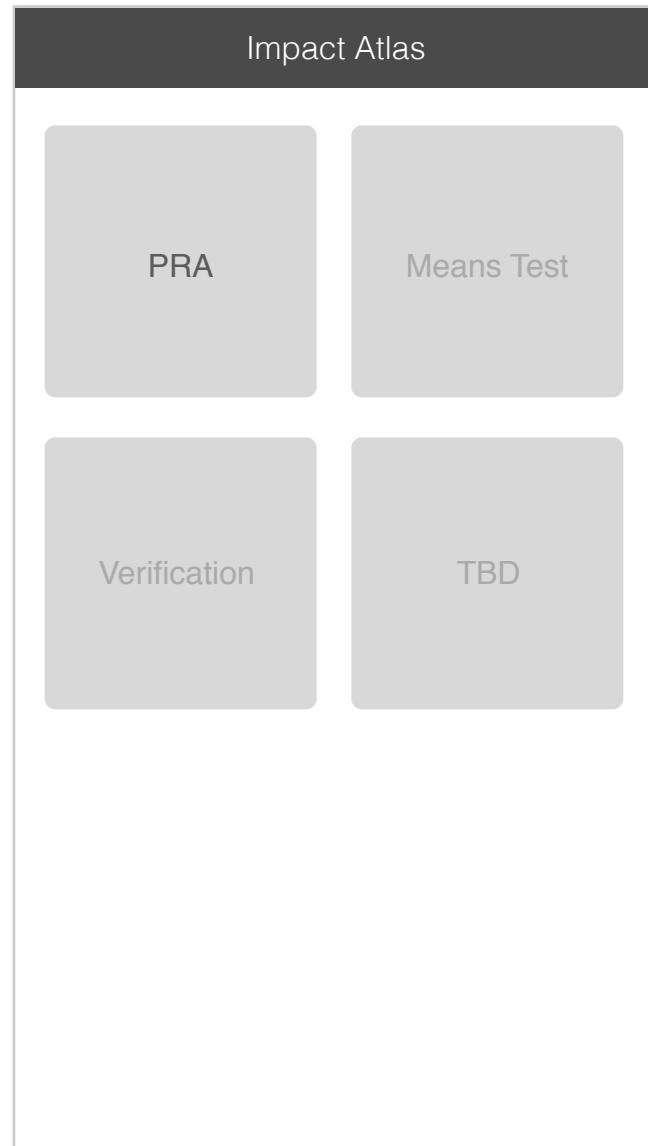
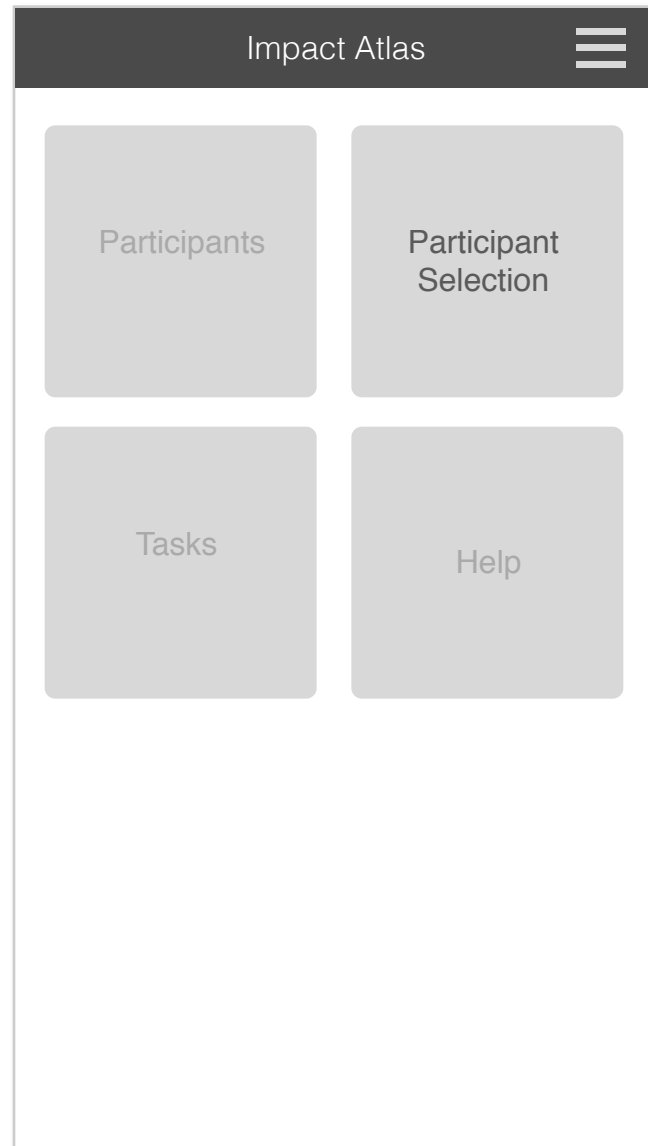
## PRA PROFILE SCREEN

Info gathered here will persist on PRA Candidate and other related screens

## PARTICIPANT SELECTION

# 1 Participant Selection

ROLES: PO BM



**Edit + Delete**  
will revert to initial intake screen with reset values

**ISSUE** Do we need both Edit + Delete here?

Annotations

# 1 Participant Selection

ROLES: PO BM

[Add Photo](#)  
invokes native OS  
camera function TBD

## Annotations

PRA Candidate

First Name: \_\_\_\_\_

Last Name: \_\_\_\_\_

Father or Husband Name: \_\_\_\_\_

Occupation: \_\_\_\_\_

Village Name: \_\_\_\_\_

Spot Name: \_\_\_\_\_

House Number:

Poverty Level:

Destitute  Extremely Poor  Poor  Middle  Wealthy

Comments: \_\_\_\_\_

Preview

Back PRA Candidate

Anideepa Mukhoti

Husband or Father: Amita Guhpergee

Occupation: Carpenter

Village Name: Habiganj, NV

Spot Name: North East 12

House Number 24

Poverty Level:

Poor

Comments: At vero eos et accusamus et iusto odio dignissimos ducimus qui blanditiis praesentium voluptatum deleniti atque corrupti quos dolores et quas molestias.

Confirm

Edit Delete

**Edit + Delete**  
will revert to initial intake screen with reset values

**ISSUE** Do we need both Edit + Delete here?

PRA Candidate

Sort: House # Group: Poverty level

Add New Candidate

Anideepa Mukhoti House 24 CHECKLIST

?

**Candidate List**

**ISSUE** Put filter row below Add New Candidate CTA?

# 2 Participant Selection

ROLE: **PO** **BM**

Back PRA Candidate

**Anideepa**  
Mukhoti

**Husband or Father:** Amita Guhpergee

**Occupation:** Carpenter

**Village Name:** Habiganj, NV

**Spot Name:** North East 12

**House Number** 24

**Poverty Level:**

□ □ **□** □ □  
Poor

**Comments:**  
At vero eos et accusamus et iusto odio dignissimos ducimus qui blanditiis praesentium voluptatum deleniti atque corrupti quos dolores et quas molestias.

Edit Delete

[Edit](#) will revert to initial entry screen  
[Delete](#) will revert to initial entry screen

Candidates

Sort: — ▼

Add New Candidate

**Anideepa**  
Mukhoti  
PRA 01 House 24

**Prasana**  
Murkherjee  
PRA 01 House 22

**Joydeep**  
Kumar  
PRA 01 House 20

Create OTUP + STUP Candidate list

**100 CANDIDATES**

**BM Generate Cohort**  
Will run algorithm to group bottom two wealth categories into a list

**BM** can still add new candidate

**ISSUE:** Suggest to have app archive top 60% of candidates.  
What happens to 60% of Candidates that are filtered out?



Candidates

Sort: — ▼

Add New Candidate

**Anideepa**

Confirm

You are about to generate the bottom two groups. Continue?

CANCEL CONTINUE

**Joydeep**  
Kumar  
House 20

Create Final PRA

## Annotations

# 3 Participant Selection

ROLES: PO BM

Sort: WR	Group: Tier
Anideepa Mukhoti House 24	CHECKLIST
Prasana Murkherjee House 22	CHECKLIST
Joydeep Kumar House 19	CHECKLIST
Pavaki Adhikari House 17	CHECKLIST
Anideepa Mukhoti House 12	CHECKLIST

40 CANDIDATES



### BM Bottom two categories list

This is a list of only the bottom two colored categories generated from the previous list of everyone.

These people are required to then complete a checklist used to numerically rank participants.

**ISSUE:** Confirm that Participants may get re-classed based on checklist

**Anideepa Mukhoti House 24**

**Question 1:**  
Lorem ipsum dloor sit amet, consectetur alum elit apsur commis datum?  
 Yes  No

**Question 2:**  
Lorem ipsum dloor sit amet, consectetur alum elit apsur commis datum?  
 Yes  No

**Question 3:**  
Lorem ipsum dolor sit amet, consectetur alum elit apsur commis datum?  
 Yes  No

**Question 4:**  
Lorem ipsum dloor sit amet, consectetur alum commis datum?  
 Yes  No

Save Checklist

Sort: WR	Group: Tier
Anideepa Mukhoti House 24 OTUP	REVIEW CHECKLIST
Prasana Murkherjee House 22	CHECKLIST
Joydeep Kumar House 19	CHECKLIST
Pavaki Adhikari House 17	CHECKLIST
Generate Participants for review	

### BM Review Checklist + Generate Master List

Will revert to previous intake screen + alerts either complete or noncomplete status

**ISSUE:** Do we need to display the WR number here, and would we need the CTA at bottom?

What calculations are performed here and exactly what data is returned?

## Annotations



# 4 Participant Selection - Checklist

ROLES: PO BM



← Back PRA Candidate

Anideepa  
Mukhoti  
House Number **24**

Poverty Level:  
      
 G - I

Question 1:  
Lorem ipsum dloor sit amet, consectetur alum elit apsur commis datum?  
 Yes  No

Question 2:  
Lorem ipsum dloor sit amet, consectetur alum elit apsur commis datum?  
 Yes  No

Question 3:

← Back PRA Candidate

Question 3:  
Lorem ipsum dolor sit amet, consectetur alum elit apsur commis datum?  
 Yes  No

Question 4:  
Lorem ipsum dloor sit amet, consectetur alum elit apsur commis datum?  
 Yes  No

Question 5:  
Lorem ipsum dloor sit amet, consectetur alum elit apsur commis datum?  
 Yes  No

Comments:  
At vero eos et accusamus et iusto odio dignissimos ducimus qui blanditiis.

[Edit](#) [Delete](#)

PRA #

Sort: WR ▼ Group: Tier ▼

Anideepa Mukhoti House 24 OTUP	REVIEW CHECKLIST
Joydeep Kumar House 20 OTUP	REVIEW CHECKLIST
Prasana Murkherjee House 20 STUP	REVIEW CHECKLIST
Pavaki Adhikari House 18 STUP	REVIEW CHECKLIST

Save Participants(final list)

## Annotations

40 CANDIDATES  
REVIEW CHECKLIST

**BM Review Checklist + Generate Master List**  
Will revert to previous intake screen + alerts either complete or noncomplete status

**ISSUE:** Do we need to display the WR number here, and would we need the CTA at bottom?

What calculations are performed here and exactly what data is returned?

40 CANDIDATES

**BM Save Master List**  
After generating final list human intervention will create another list for Means Test administration

**ISSUE:** Do we need to display the WR number here, and would we need the CTA at bottom?

What list editing features (delete, etc) would we need here?

**MEANS TEST**

# 1 Means Test

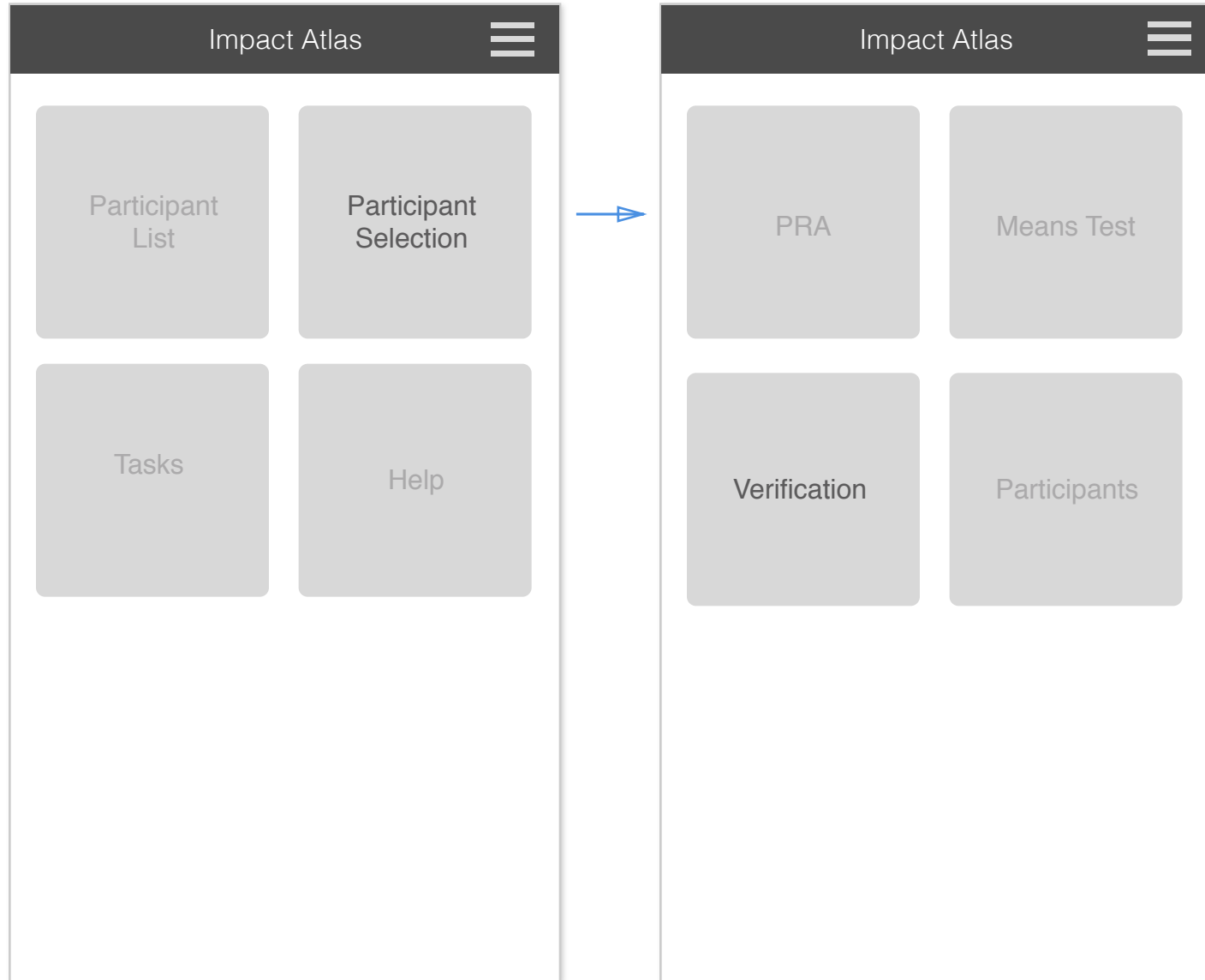
ROLES:

PO

BM

Annotations

---

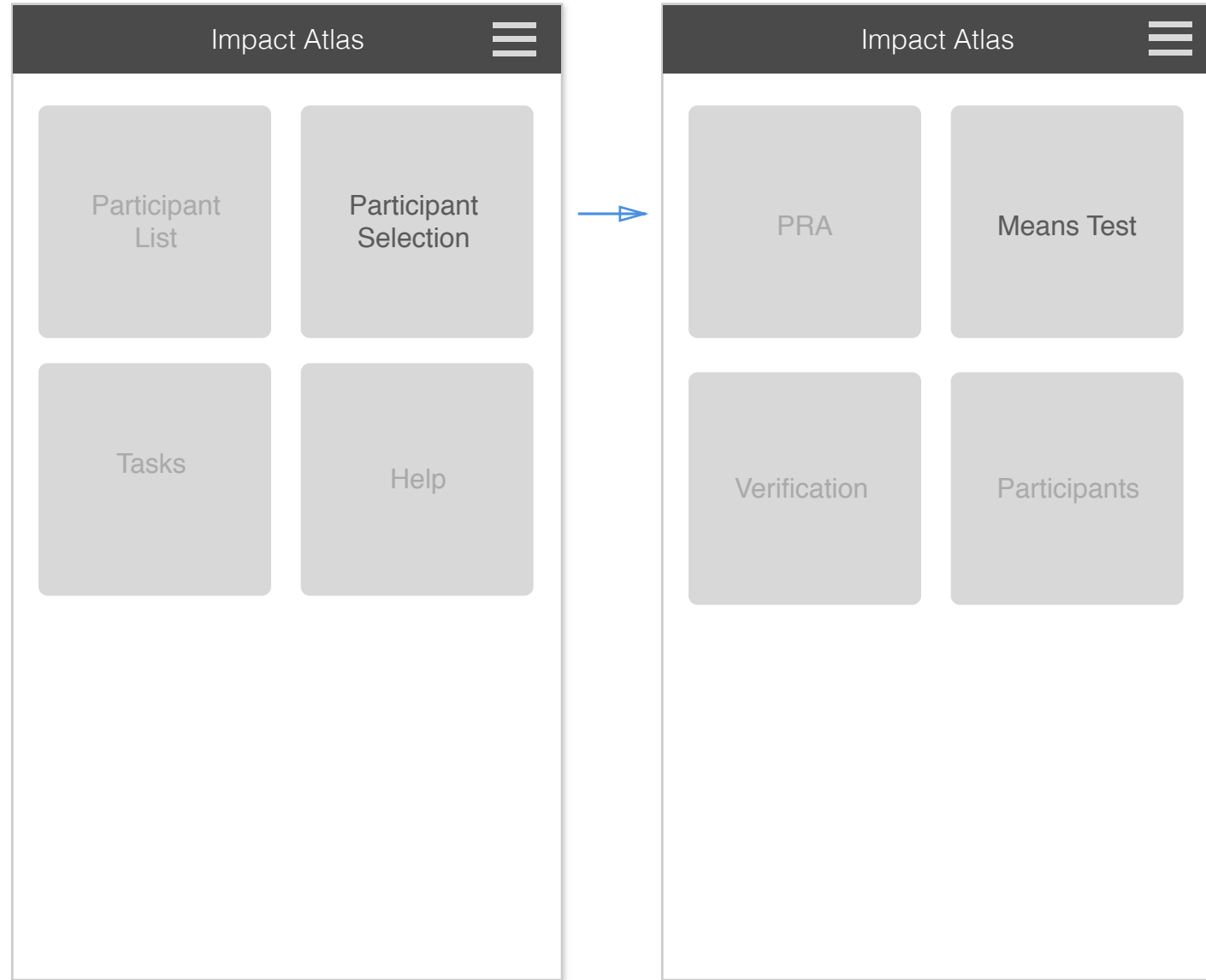


# 1 Means Test

ROLES:

PO

BM

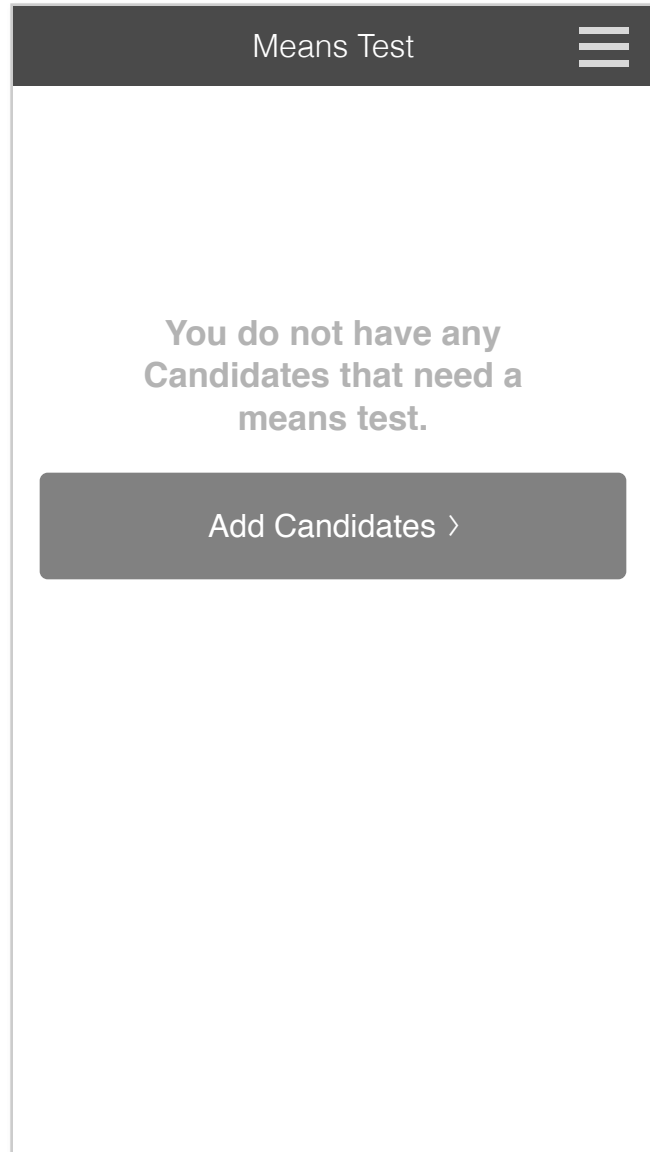


Annotations

---

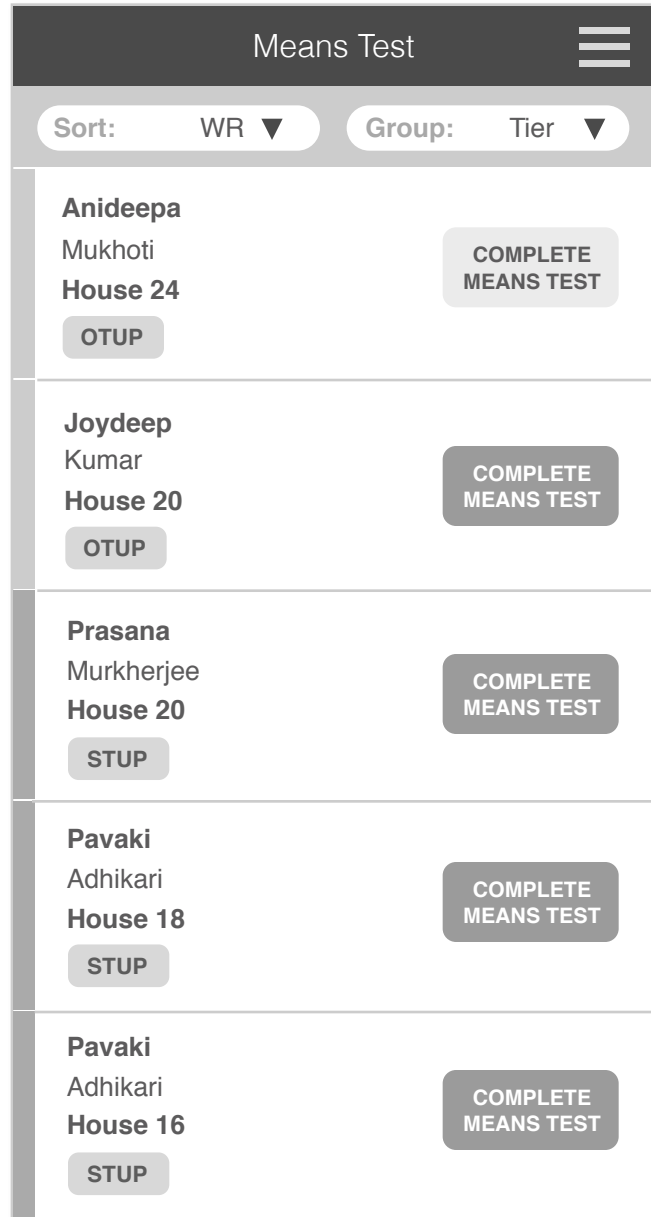
# 2 Means Test

ROLES: **PO** **BM**



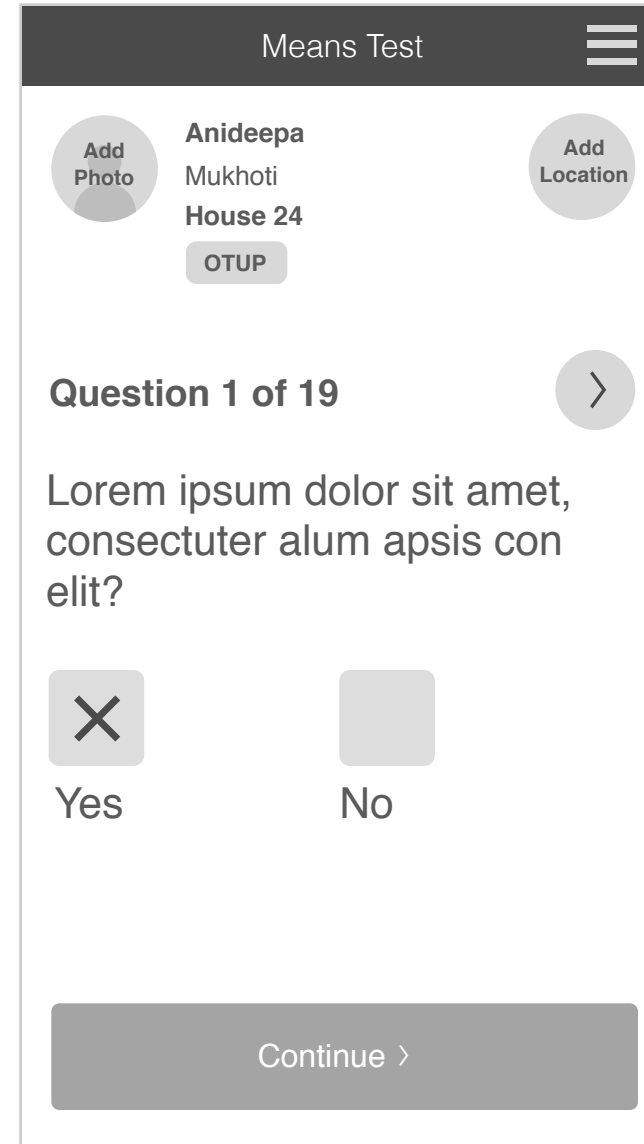
**MEANS TEST**  
Means test completed on child screen

Button tap would invoke state change



**POPULATED CANDIDATE LIST**  
Means test completed on child screen

Button tap would invoke state change



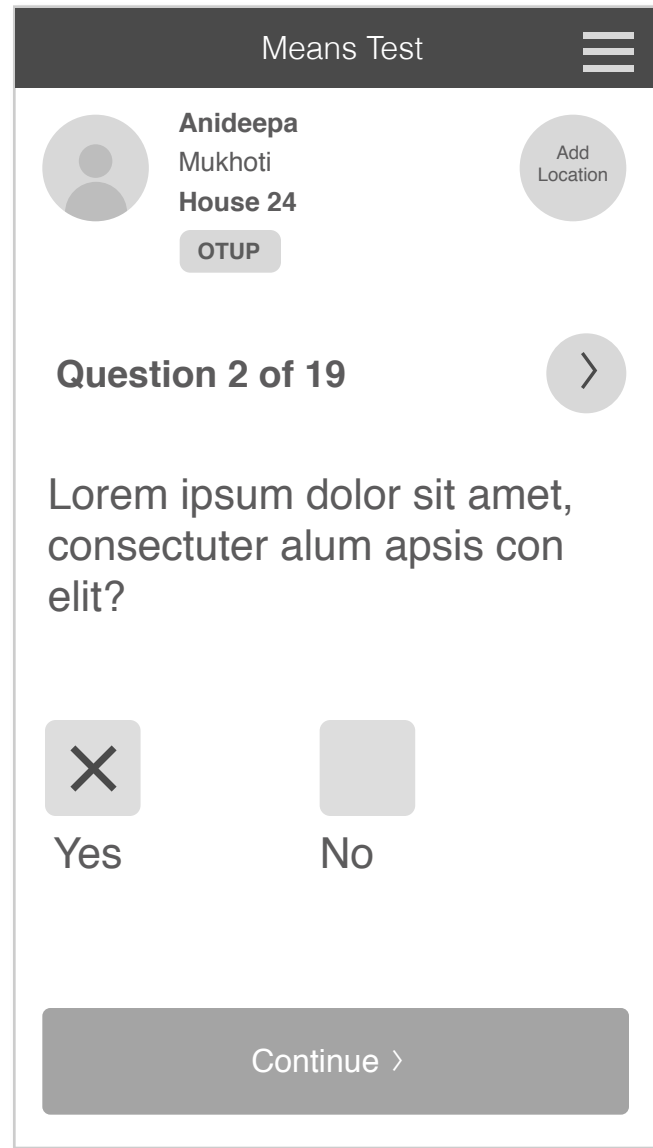
**MEANS TEST PAGES**

**ISSUE** Discuss exact title in top menu bar in each experience

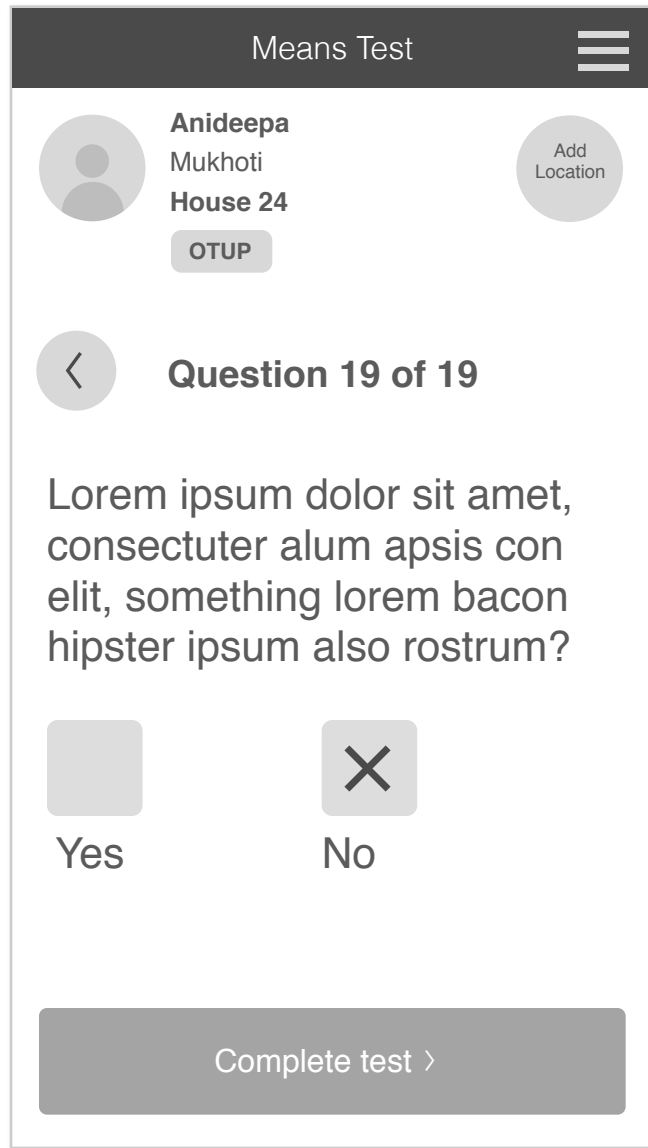
## Annotations

# 3 Means Test

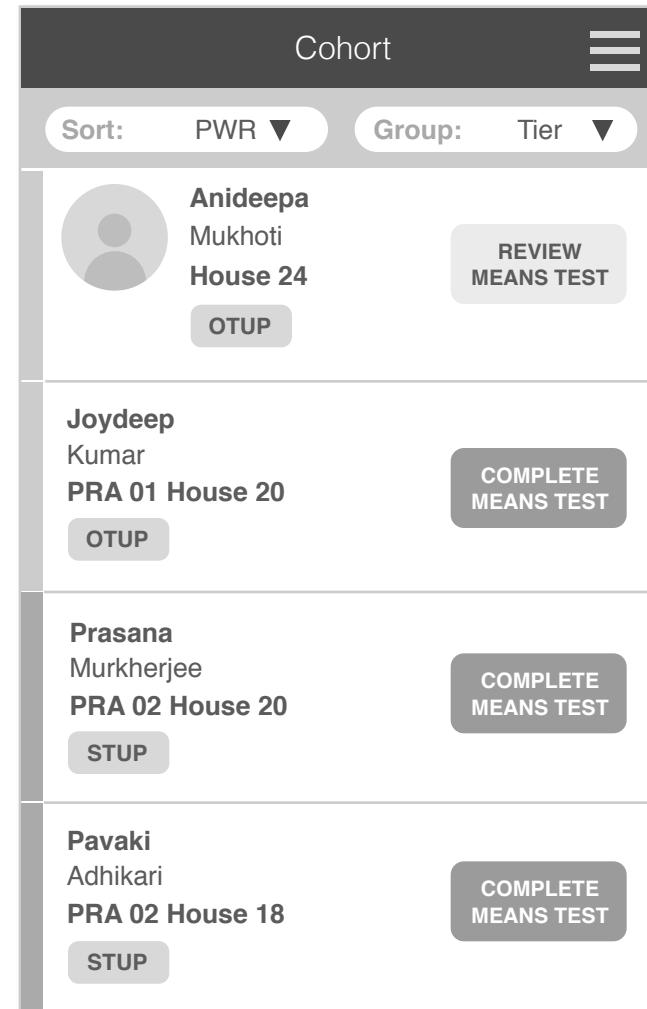
ROLES: PO BM



MEANS TEST



MEANS TEST QUESTION 19 OF 19  
At end of test main CTA prompts completion



MEANS TEST  
Means test complete and can be reviewed.

Completed tests are now saved in DB and may be retrieved.

**ISSUE** Discuss how and by whom and when each completed test may be retrieved

## Annotations

# 4 Means Test

ROLES: PO BM

## Annotations

Means Test Review

Anideepa Mukhoti House 24 OTUP

Question 1 of 19

Lorem ipsum dolor sit amet, consectetur alum apsis con elit?

Yes No

Cancel Edit

Edit Means Test

Anideepa Mukhoti House 24 OTUP

Question 1 of 19

Lorem ipsum dolor sit amet, consectetur alum apsis con elit?

Yes No

Save

Cancel

Cohort

Sort: WR Group: Tier

Anideepa Mukhoti House 24 OTUP	REVIEW MEANS TEST
Prasana Murkherjee PRA 01 House 22 OTUP	COMPLETE MEANS TEST
Joydeep Kumar PRA 01 House 19 STUP	COMPLETE MEANS TEST
Pavaki Adhikari PRA 01 House 17 STUP	COMPLETE MEANS TEST
Anideepa Mukhoti House 12 STUP	COMPLETE MEANS TEST

MEANS TEST REVIEW QUESTION 01  
Cancel will revert back to Cohort list  
Edit will advance to Edit screen

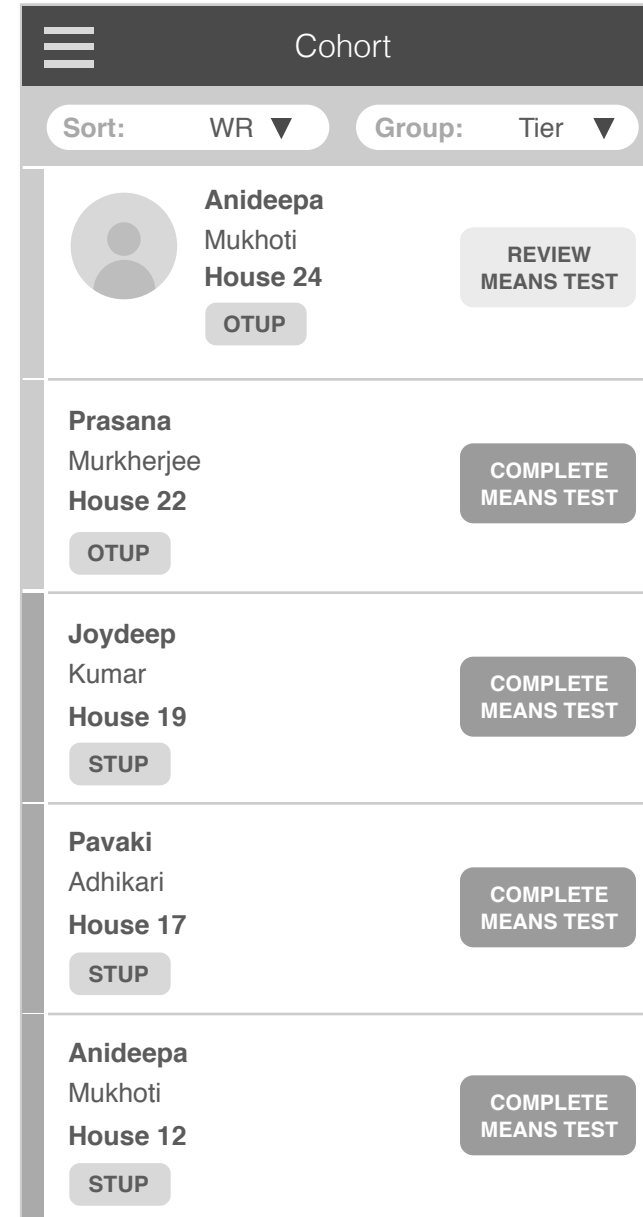
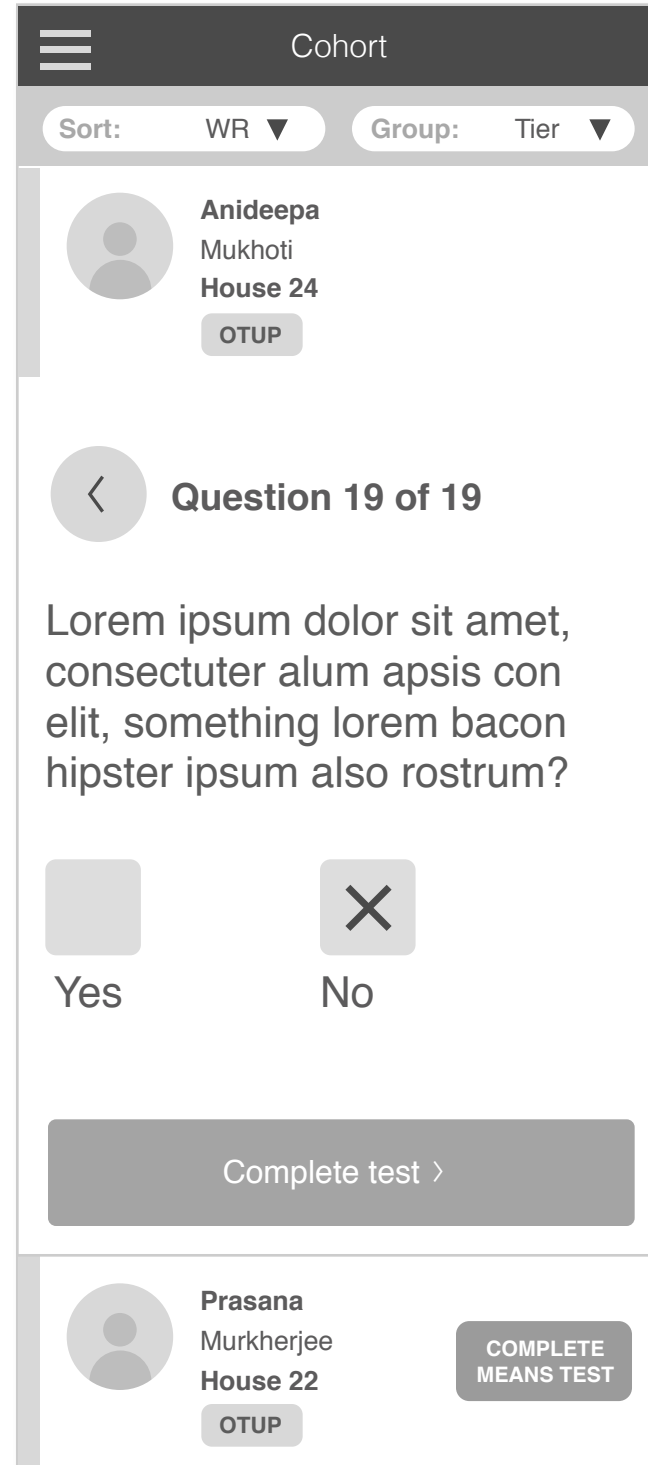
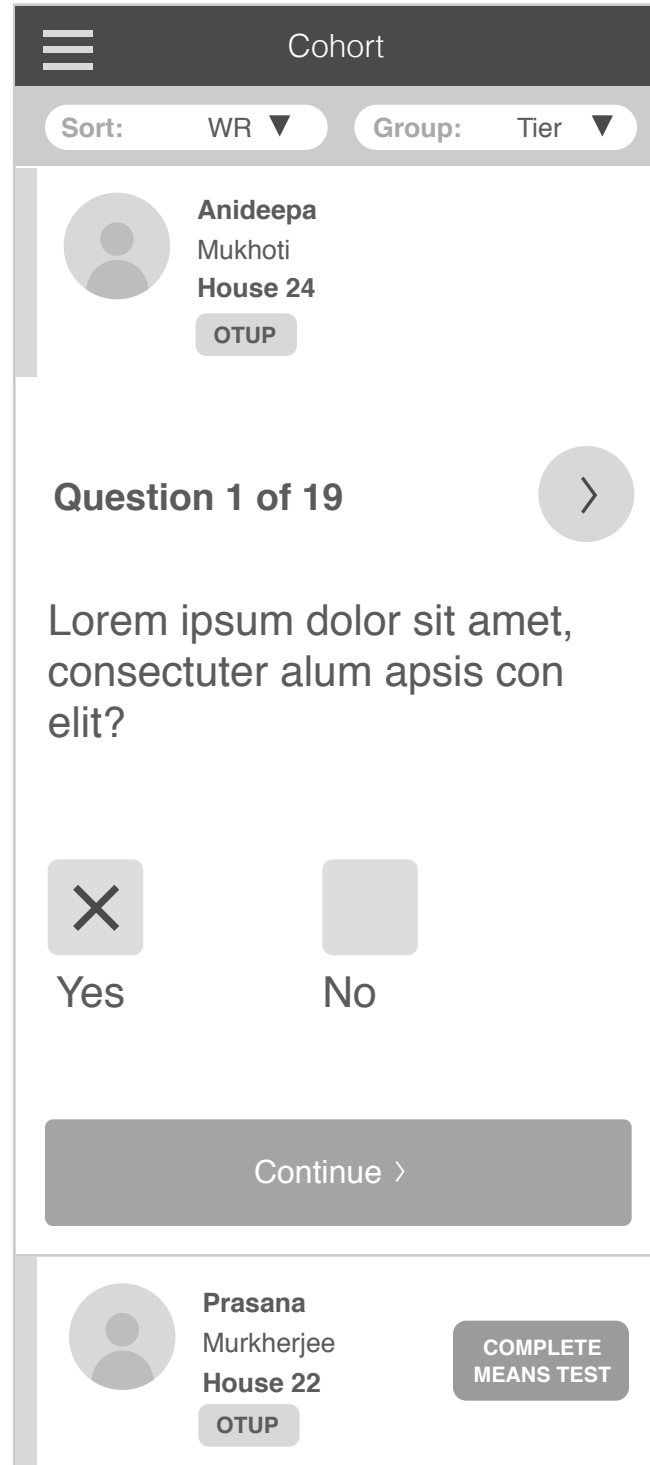
MEANS TEST REVIEW  
Cancel will revert back to Cohort list

MEANS TEST  
Slightly different CTA for reviewed + completed tests

# 5 Means Test

ROLES: PO BM

## Annotations



**MEANS TEST**  
After completion of Means Test complete status appears in list view as **REVIEW MEANS TEST**

### MEANS TEST

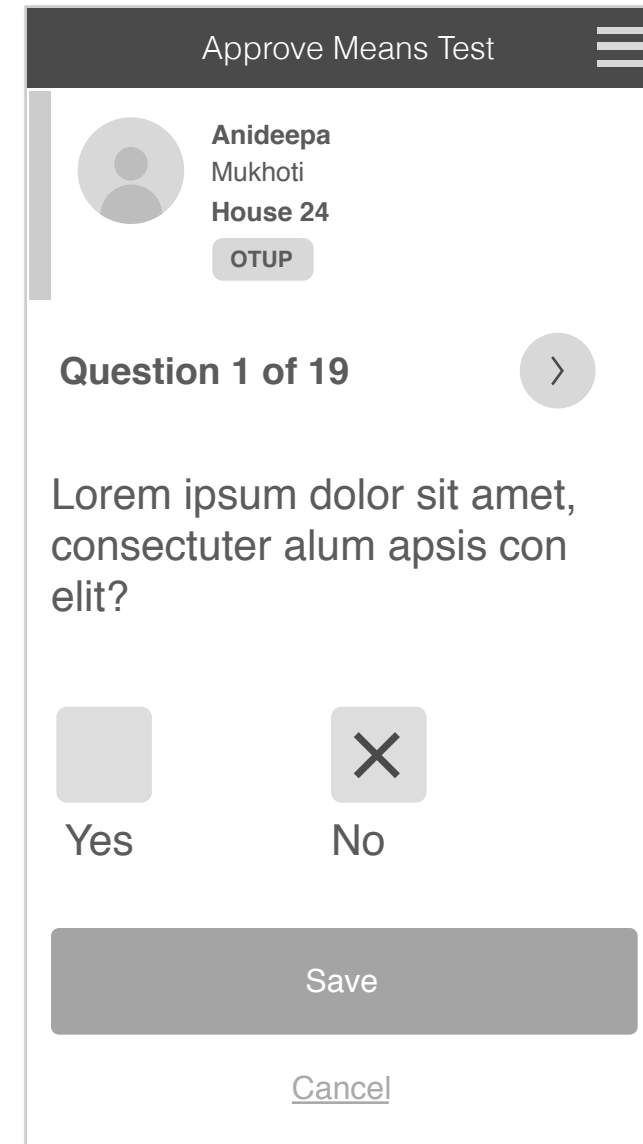
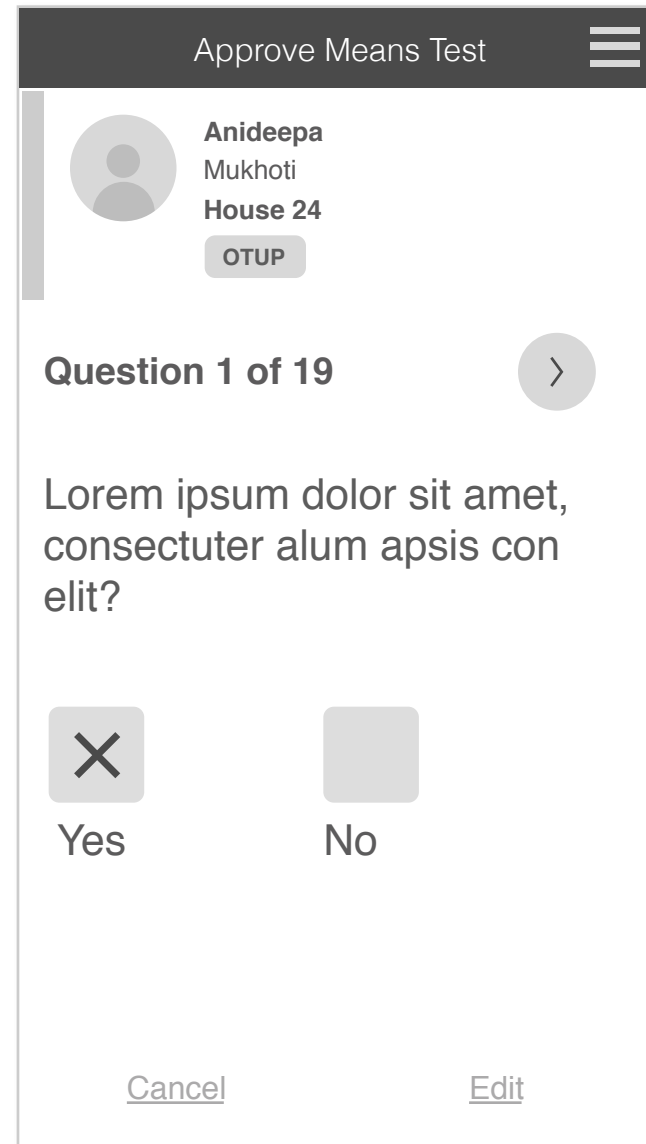
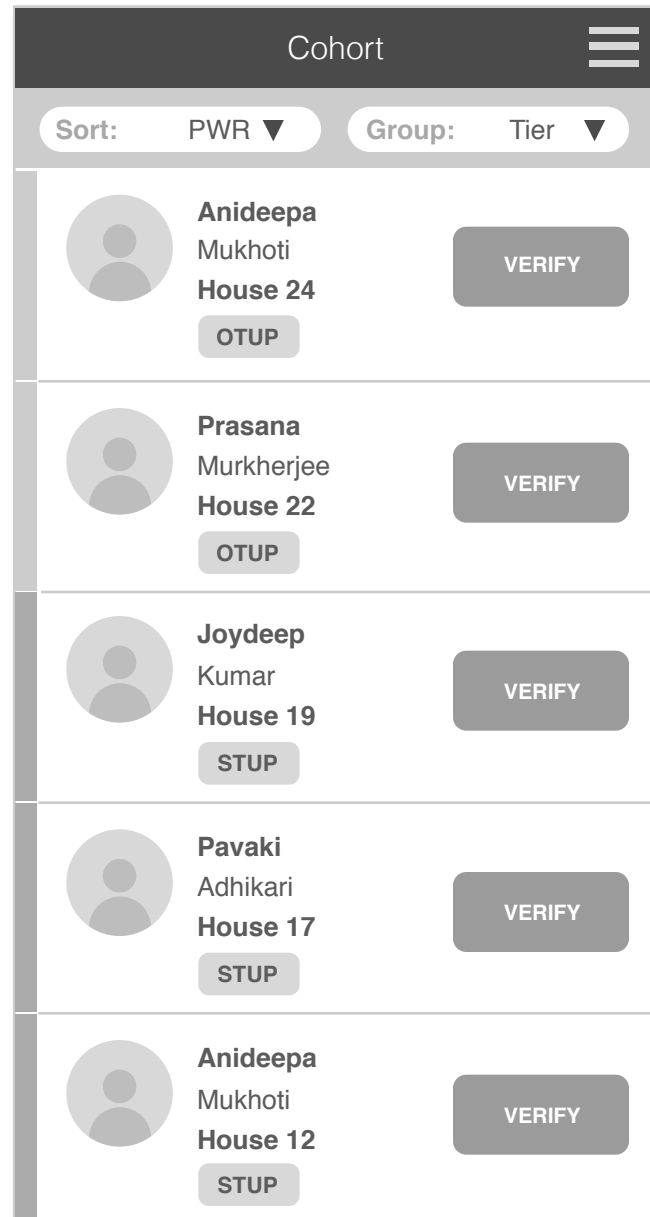
PO completes each question during Means Test with Participant

**VERIFY**

# 01 VERIFY

ROLES: **RM**

## Annotations



### MEANS TEST REVIEW

RM will review each Cohort Means Test to determine final OTUP + STUP classification and other relevant cohort data

Tapping in row will transition to Candidate detail

### MEANS TEST REVIEW

Cancel will revert to list  
Edit will advance to edit screen

**ISSUE** Discuss if Means Test sub-nav will enable jumping to particular question or other function

### MEANS TEST REVIEW

Cancel will revert to list  
Save will advance to next question

# 02 VERIFY

ROLES: **RM**

## Annotations

Approve Means Test

Anideepa Mukhoti House 24 OTUP

Question 19 of 19

Lorem ipsum dolor sit amet, consectetur alum apsis con elit, something lorem bacon hipster ipsum also rostrum?

Yes No

**CONFIRMATION**

By checking this box I confirm the Means Test is accurate.

Confirm Participant

Cancel Edit

### MEANS TEST REVIEW CONFIRM OPTION A

Confirm appears In-Line with question

Approve Means Test

Anideepa Mukhoti House 24 OTUP

Question 19 of 19

Lorem ipsum dolor sit amet, consectetur alum apsis con elit, something lorem bacon hipster ipsum also rostrum?

Yes No

Continue to Confirm

Cancel Edit

### MEANS TEST REVIEW OPTION B

Cancel will revert to list  
Edit will revert to edit screen

Approve Means Test

Anideepa Mukhoti House 24 OTUP

Question 19 of 19

Lorem ipsum dolor sit amet, consectetur alum apsis con elit, something lorem bacon hipster ipsum also rostrum?

Yes No

**CONFIRMATION**

By checking this box I confirm the Means Test is accurate.

Confirm Participant

Cancel

### MEANS TEST CONFIRMATION

CTA will convey Participant Confirmation

Cancel will revert to cohort list

**ISSUE** Discuss what happens upon confirmation:  
Likely scenarios:

Candidate now becomes official **Participant** - trigger availability of program assets

Baseline inventory  
Enterprise Selection + Asset transfer documents  
Other Surveys

Discuss how to handle non-approved candidates - at this stage, non-approved candidates remain as candidates in the original cohort - **should we have a separate classification to force a NOT APPROVED status?**

# 03 VERIFY

ROLES:

PO

BM

Annotations

Sort:	WR ▼	Group:	OTUP ▼
<b>Candidates</b>			
	<b>Prasana</b> Murkherjee House 22 OTUP	অনুমোদন কর নিমিত্ত পরীক্ষা	
	<b>Joydeep</b> Kumar House 19 STUP		VERIFY
	<b>Pavaki</b> Adhikari House 17 STUP		VERIFY
	<b>Anideepa</b> Mukhoti House 12 STUP		VERIFY
	<b>Anideepa</b> Mukhoti House 12 STUP		VERIFY

## MEANS TEST CONFIRMATION CANDIDATE LIST

**ISSUE** Discuss if WR rank is valuable to display at this stage

Sort:	WR ▼	Group:	OTUP ▼
<b>Participants</b>			
	<b>Anideepa</b> Mukhoti House 24 OTUP		

## MEANS TEST CONFIRMATION PARTICIPANT LIST

Once confirmed as **PARTICIPANT** candidates are removed from cohort list and populate new **PARTICIPANT** list

CTA for **REVIEW MEANS TEST** removed

List sorting now enabled for **STUP OTUP**

RM can still review test and change classification as necessary

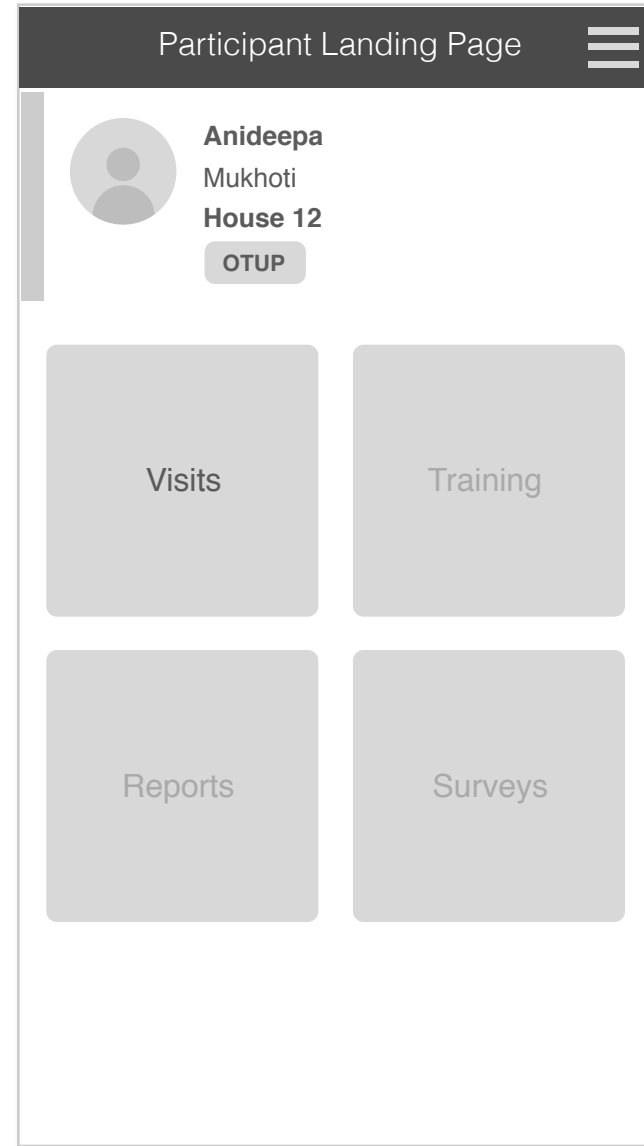
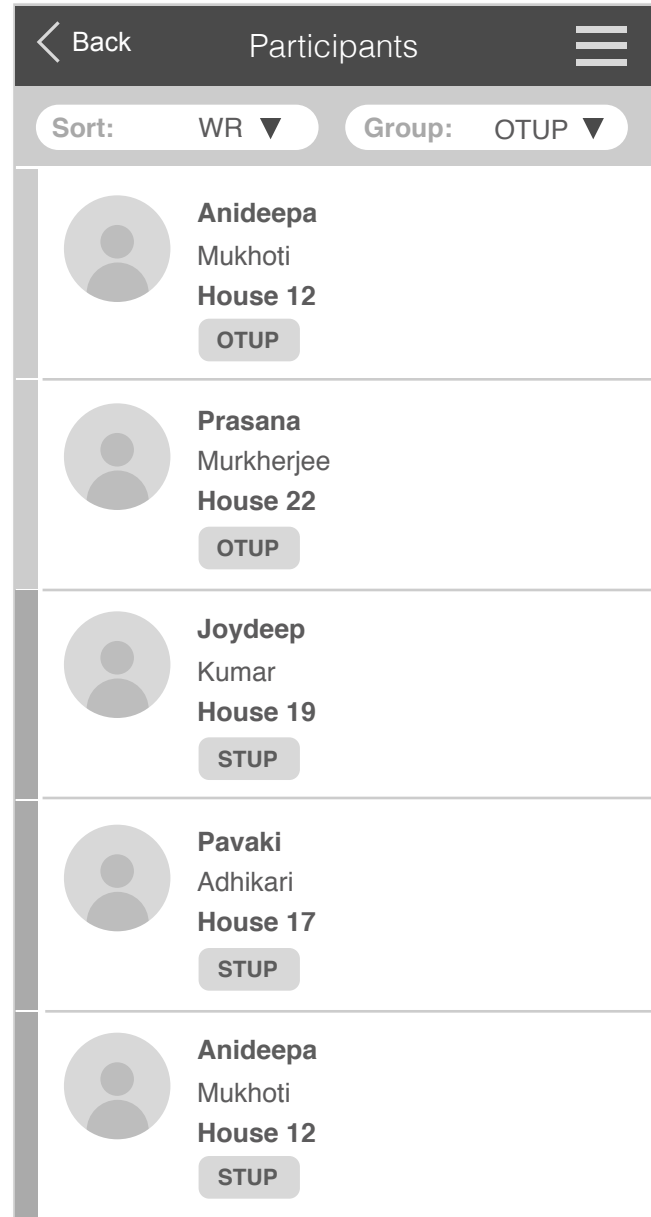
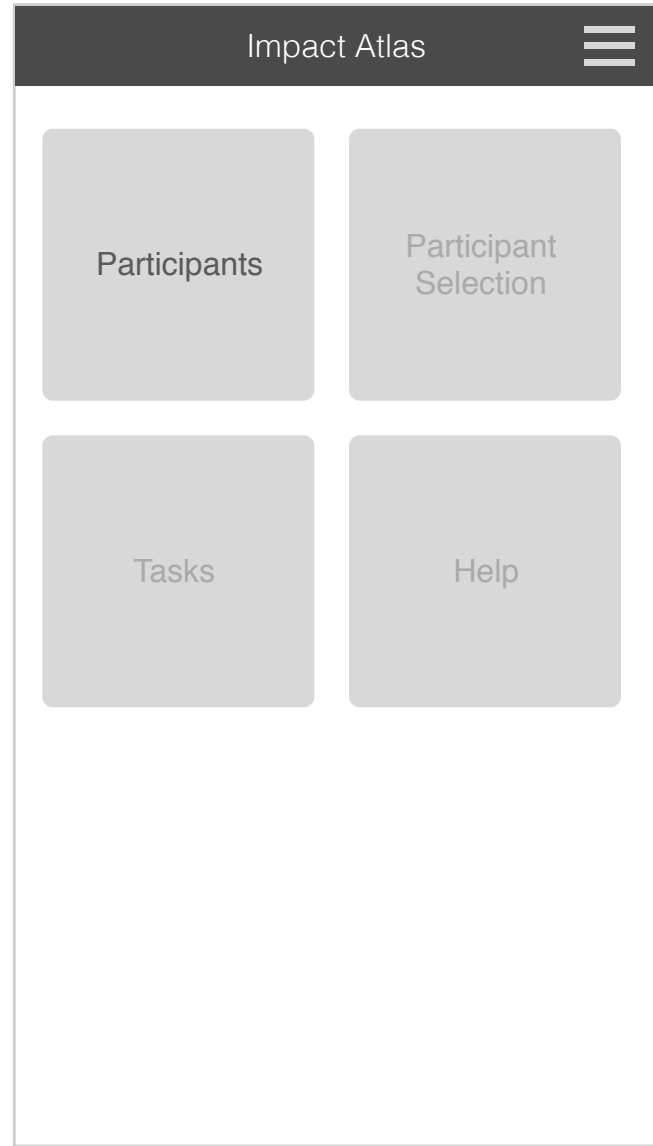
## WEEKLY VISITS

# 1 Weekly Visit

ROLES:

PO

BM



## Annotations

# 2 Weekly Visit

ROLES:

PO

BM

## Annotations

< Back Visits

Anideepa Mukhoti House 12 OTUP

Enterprise Stipend Savings Coaching Training

Visit date: 06/11/2015

Income or yield from assets:

Any assets sold?

Yes No

Income from sale of asset:

Any new enterprise?

Yes Select enterprise

Income or yield from new asset:

Review Enterprise Data

< Back Visits

Anideepa Mukhoti House 12 OTUP

Enterprise Stipend Savings Coaching Training

Visit date: 06/11/2015

Income from assets: 20 Taka

Any assets sold? No

Income from sale of asset: 30 Taka

Any new enterprise? Rickshaw

Income from new asset: 10 Taka

Save + Continue

Edit

< Back Enterprise Detail

Anideepa Mukhoti House 12 OTUP

Enterprise Stipend Savings Coaching Training

ENTERPRISE 01: Cow + chickens

Asset transfer date: 01/10/2014

Asset yield to date: 10 eggs

Asset yield value: 4 takas

Income from assets: 20 Taka

Any assets sold? No

Income from sale of asset: 30 Taka

Any new enterprise? Rickshaw

Income from new asset: 10 Taka

### WEEKLY PARTICIPANT VISITS

**ISSUE** Discuss multiple combinations of property + value options here...

# 3 Weekly Visit

ROLES:

PO

BM

## Annotations

Back Visits

Anideepa  
Mukhoti  
House 12  
OTUP

Enterprise Stipend Savings Coaching Training

Visit date: 06/11/2015

Total Stipend Amount: 3000 Taka

Stipend Received: 190 Taka

Stipend Remaining: 2,810 Taka

Review Stipend Data

Back Visits

Anideepa  
Mukhoti  
House 12  
OTUP

Enterprise Stipend Savings Coaching Training

Visit date: 06/11/2015

Stipend Received: 190 Taka

Save + Continue

Edit

Back Stipend Detail

Anideepa  
Mukhoti  
House 12  
OTUP

Enterprise Stipend Savings Coaching Training

Visit date: 06/11/2015

Visit Date:	Stipend Amount in Takas
01/10/2015	190
12/20/2014	190
12/13/2014	190
11/20/2014	190
11/13/2014	190
10/20/2014	190

# 4 Weekly Visit

ROLES:

PO

BM

Back Visits

Anideepa  
Mukhoti  
House 12  
OTUP

Enterprise Stipend **Savings** Coaching Training

Visit date: 06/11/2015

Savings Collected: 75 Taka

Savings to Date: 425 Taka

Review Savings Data

Back Visits

Anideepa  
Mukhoti  
House 12  
OTUP

Enterprise Stipend **Savings** Coaching Training

Visit date: 06/11/2015

Savings Collected: 75 Taka

Savings to Date: 425 Taka

Save + Continue

[Edit](#)

Back Savings Detail

Anideepa  
Mukhoti  
House 12  
OTUP

Enterprise Stipend **Savings** Coaching Training

Visit Date: Savings Amount in Takas

01/10/2015	75
12/20/2014	75
12/13/2014	75
11/20/2014	75
11/13/2014	75
10/20/2014	75

# 5 Weekly Visit

ROLES:

PO

BM

## Annotations

< Back Visits

Anideepa Mukhoti House 12 OTUP

Enterprise Stipend Savings Coaching Training

Visit date: 06/11/2015

Topic: Beef Fattening

Visit 2 of 104

5%

Coaching Completed?

Yes  No

Review Coaching Data

< Back Visits

Anideepa Mukhoti House 12 OTUP

Enterprise Stipend Savings Coaching Training

Visit date: 06/11/2015

Topic: Beef Fattening

Visit 2 of 104

5%

Coaching Completed? Yes

Save + Confirm

Edit

< Back Savings Detail


Anideepa Mukhoti House 12 OTUP

Enterprise Stipend Savings Coaching Training

Visit Date:	Coaching Completed
01/10/2015	Cattle Rearing
12/20/2014	Family Planning
12/13/2014	Basic Finance
11/20/2014	Literacy
11/13/2014	Cattle Rearing
10/20/2014	Family Planning

# 6 Weekly Visit


ROLES: PO BM

 **Anideepa** Hussein  
Female, 48 years  
Participant ID: 342-05-281-39, 48  
Cohort: 2014 OTUP

## Annotations

**Participant Profile**

**Anideepa**  
Mukhoti  
House 12  
OTUP

**Location**  
 **Village:** Kurinam  
**Spot:** Shoder Ghat  
**Sub-district:** Rajarhat  
**District:** Rangour

**Graduation Achievement**

<input checked="" type="checkbox"/>	<input type="checkbox"/>	<input checked="" type="checkbox"/>	<input type="checkbox"/>	<input type="checkbox"/>
4 Income Sources	Food Secure	Water Sanitation	Tin Roof Housing	Livestock + Foul
<input type="checkbox"/>	<input checked="" type="checkbox"/>	<input type="checkbox"/>	<input type="checkbox"/>	<input type="checkbox"/>
Home Garden	School Attendance	Family Planning	Milk Cow Inseminated	Unmarried Children

**Progress Toward Graduation**

Asset Transfer

Started: 03/05/2015 | Transfer: 03/05/2015

**Enterprise**

**AVERAGE WEEKLY INCOME**  
20 BDT

- Cow
- Rickshaw
- Store

**Consumption Support**

**Participant Profile**

**Anideepa**  
Mukhoti  
House 12  
OTUP

**Consumption Support**

Weekly Stipend: 150 BDT  
60 BDT Lentils

**BDT to date**

7500 BDT	15,600 BDT
<div style="width: 50%;"></div>	<div style="width: 104%;"></div>
51	104

**Lentils to date**

2400 BDT	6240 BDT
<div style="width: 38%;"></div>	<div style="width: 104%;"></div>
51	104

**Savings**

<b>AVERAGE WEEKLY SAVINGS</b> 20 BDT	<b>SAVINGS TO DATE</b> 1600 BDT
---	------------------------------------

**Trainings**

Overall Attendance: 80%

Last Training Attended	Date
Cow & Goat Rearing	01/05/2015

**Home Visit Log**

- VISIT LOG
- SOCIAL AWARENESS TRAINING
- ENTERPRISE TRAINING

# 7 TBD

---

ROLES:

Annotations

---

# 8 TBD

---

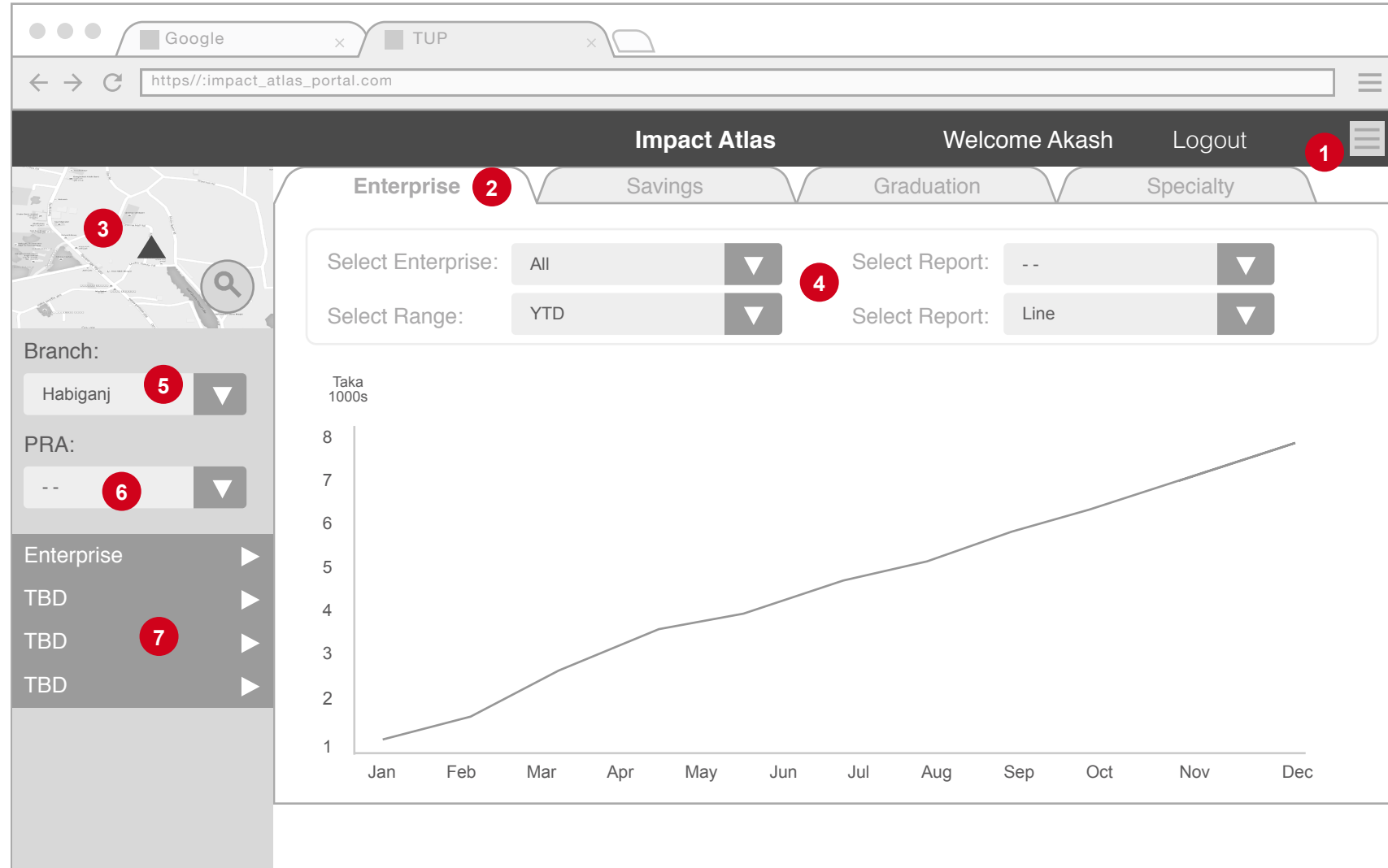
ROLES:

Annotations

## VISUALIZATIONS + REPORTS

# 5 Visualizations + Reports

ROLES: **RM**

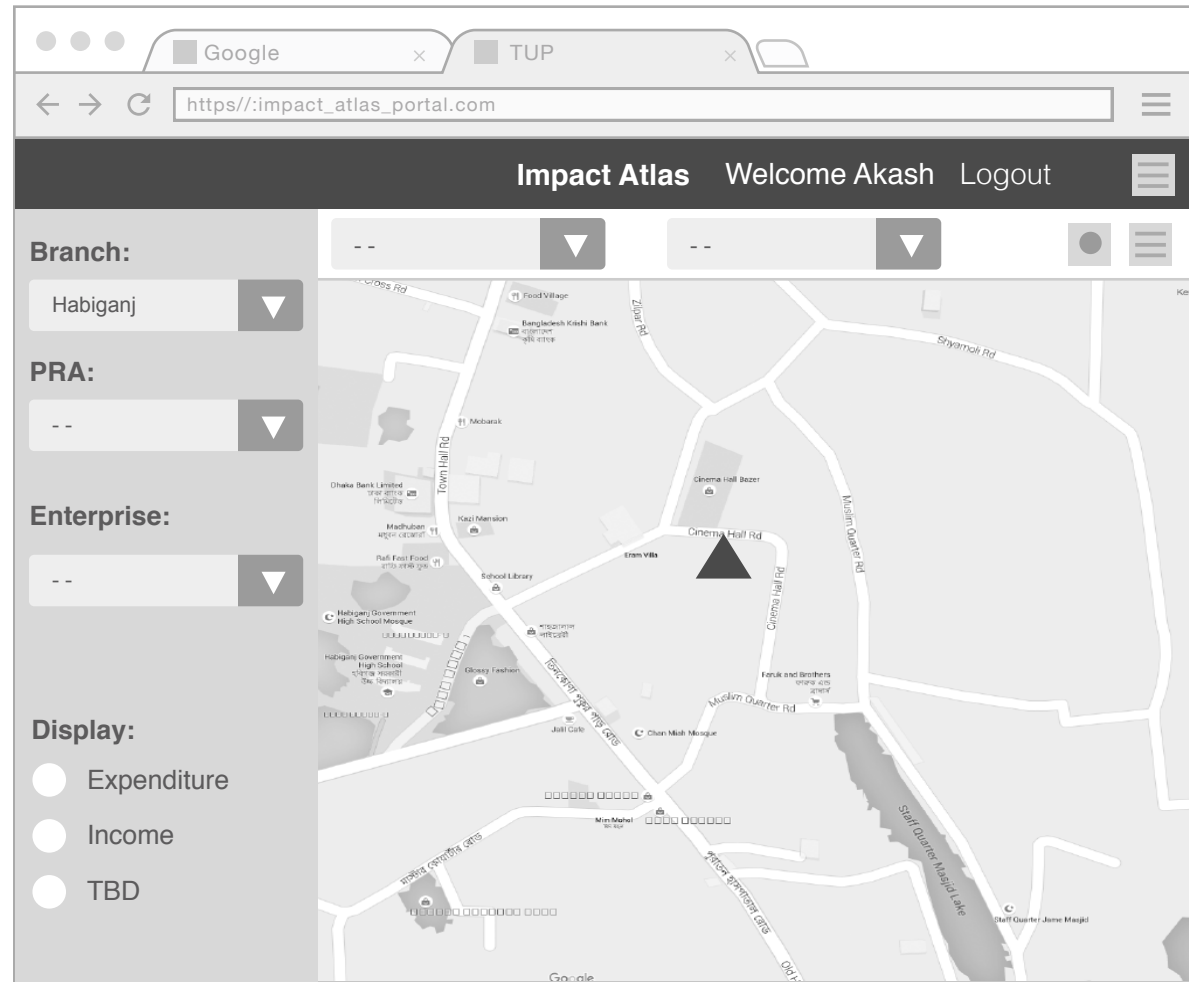


## Annotations

- 1 Menu button to return to Main Menu home screen
- 2 4 Tabs, for each major section of reporting. I took a guess at this, I naturally tried to organize all the content into some logical groups but if we want a 'one bucket' approach we could try that
- 3 Map here, will change depending on the Branch + PRA settings chosen, below. Magnifying glass will zoom map to center
- 4 Chart creation pivot points here. Pulldowns to select ways to organize data but this can change
- 5 Choose Main area here
- 6 Choose sub-area here (PRA) ?
- 7 Possible chart creation or refinement pivots here... for example in stead of tabs at the top for basic report groups, we could put basic groups below 'Enterprise' pivot

# 4 Visualizations + Reports

ROLES: **BM**



BM REPORT LANDING PAGE

ISSUE



BM REPORT LANDING PAGE

ISSUE What would the 'list' view be used for?

## Annotations

- All ▼
- Cow + Poultry ▼
- Sheep + Poultry ▼
- Beef Fattening + Poultry ▼
- Duck Rearing ▼
- Non Farm ▼
- Social forestry ▼
- Rabbit + Quail ▼
- Bengal Goat + Poultry ▼
- Cow + Catfish ▼
- Pig + Poultry ▼

### Display:

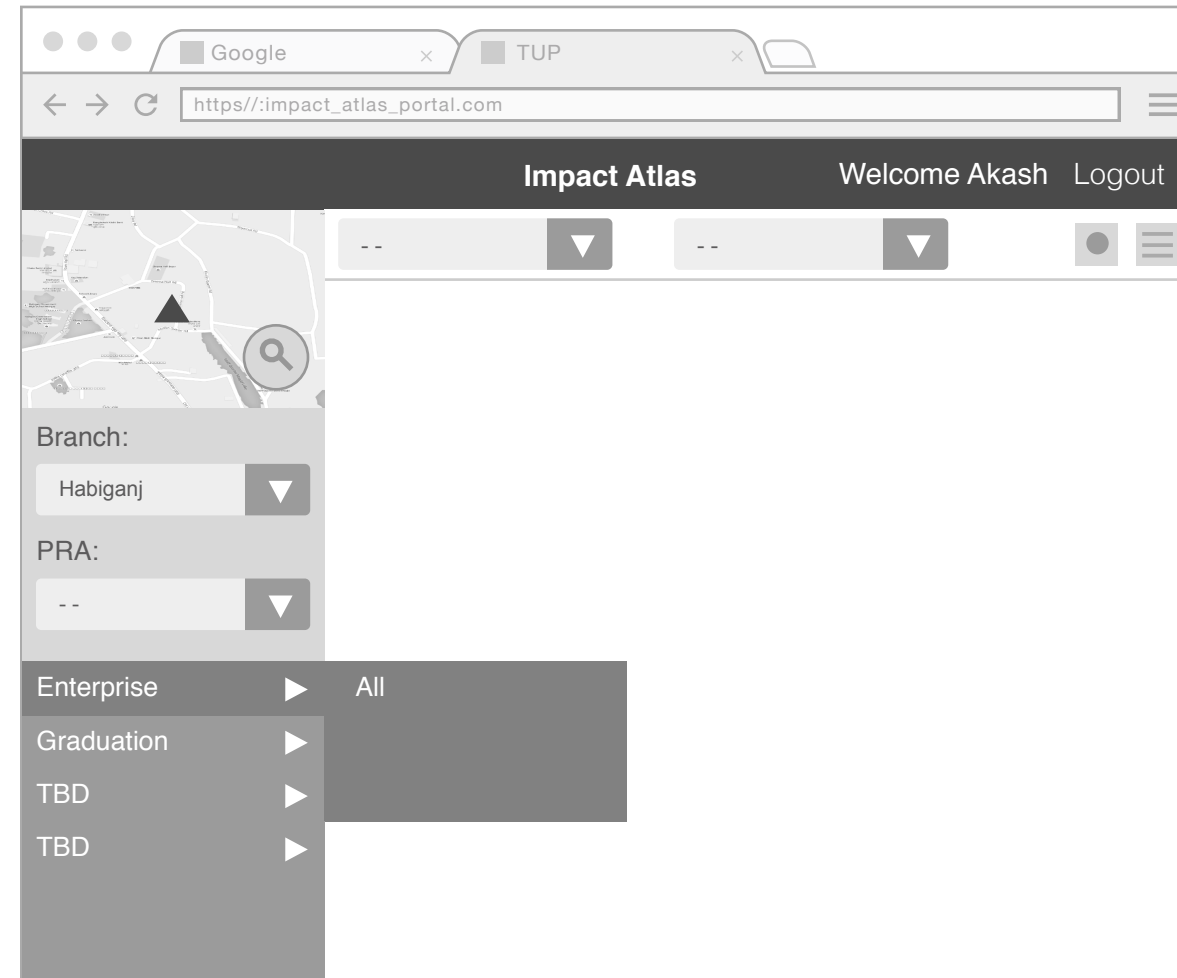
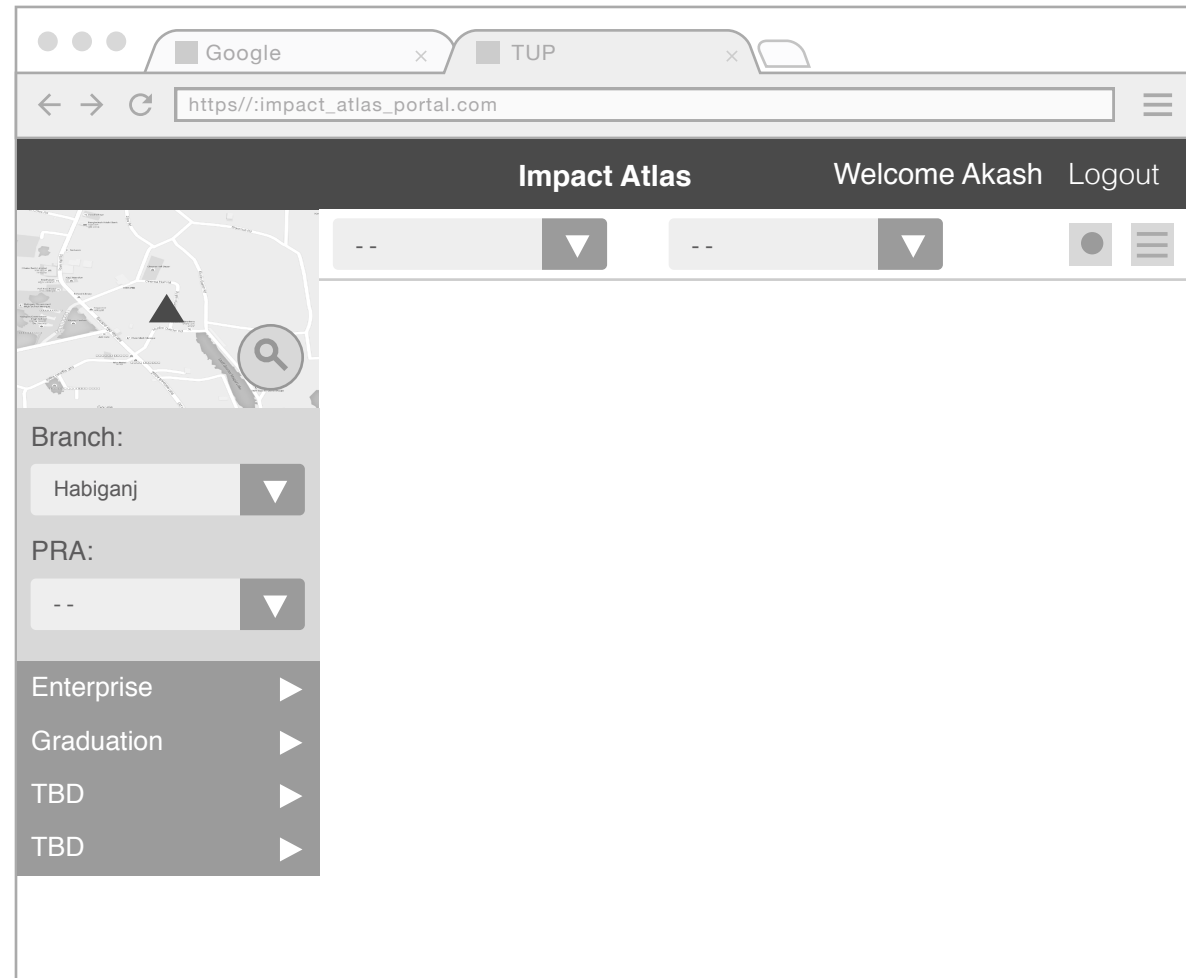
- Expenditure
- Income
- TBD

Sort: WR ▼    Group: OTUP ▼

# 3 Visualizations + Reports

ROLES: **BM**

## Annotations



### BM REPORT LANDING PAGE

#### ISSUE

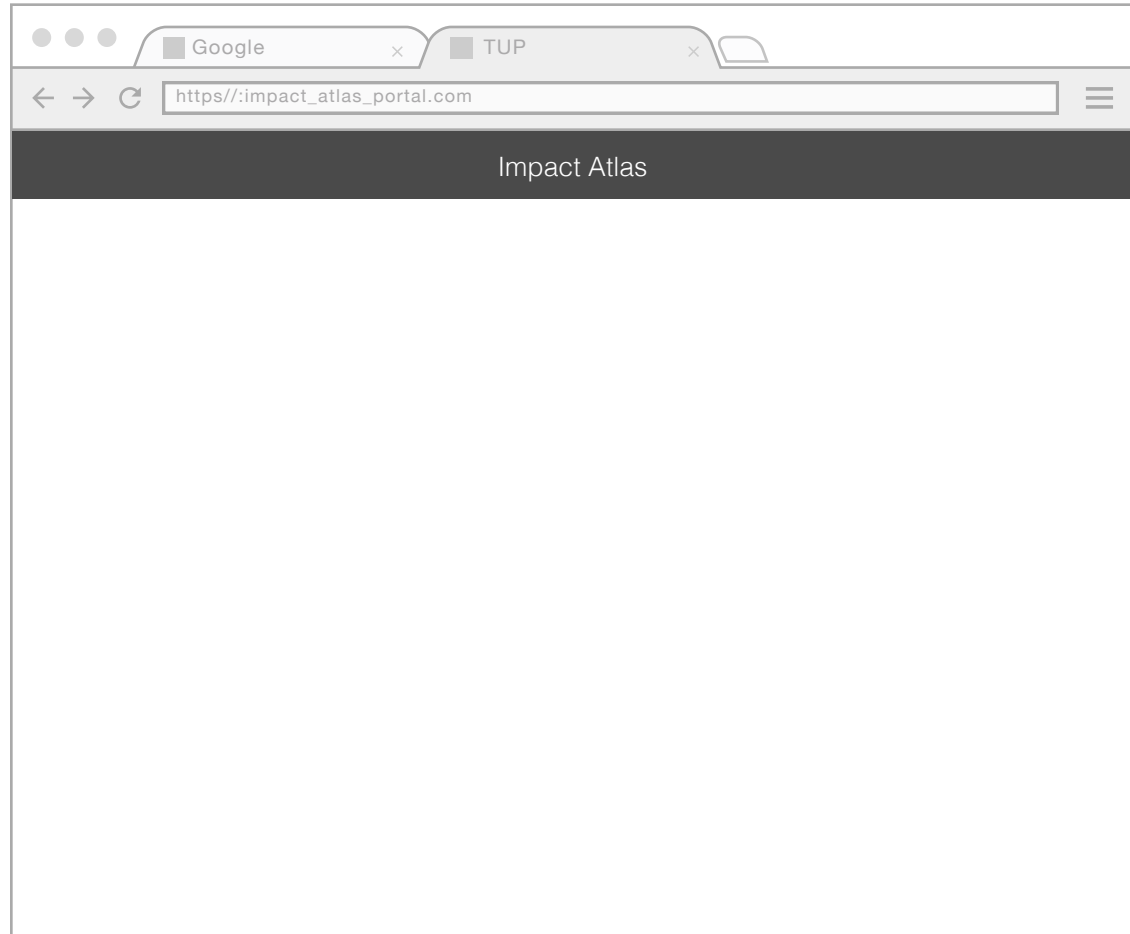
##### Display:

- Expenditure
- Income
- TBD

# 1 Visualizations + Reports

---

ROLES: **BM**



RM SIGN IN TO DESKTOP PORTAL

ISSUE

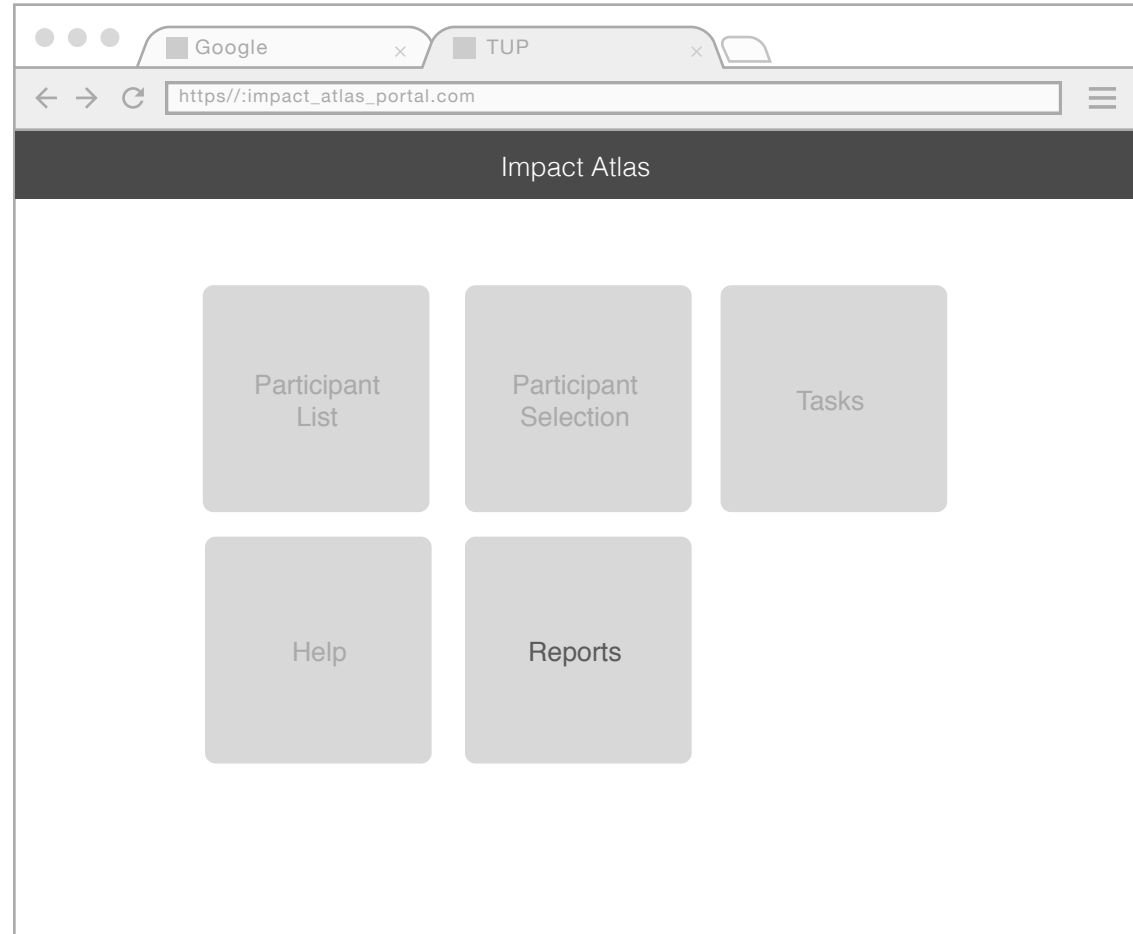
Annotations

---

# 2 Visualizations + Reports

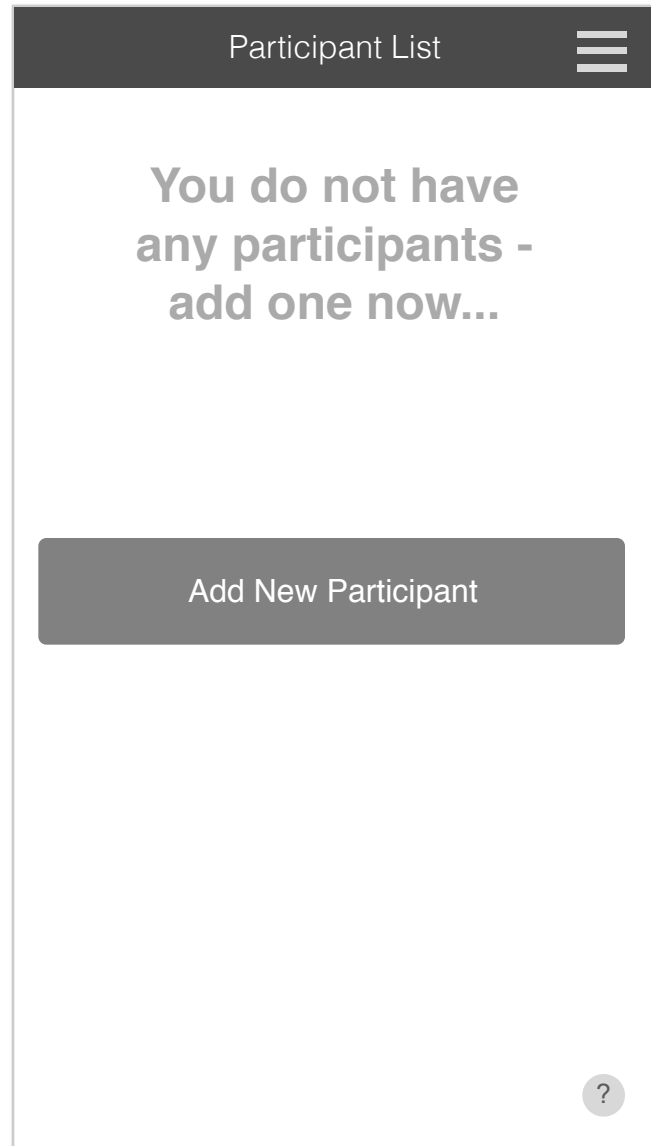
ROLES: **BM**

## Annotations

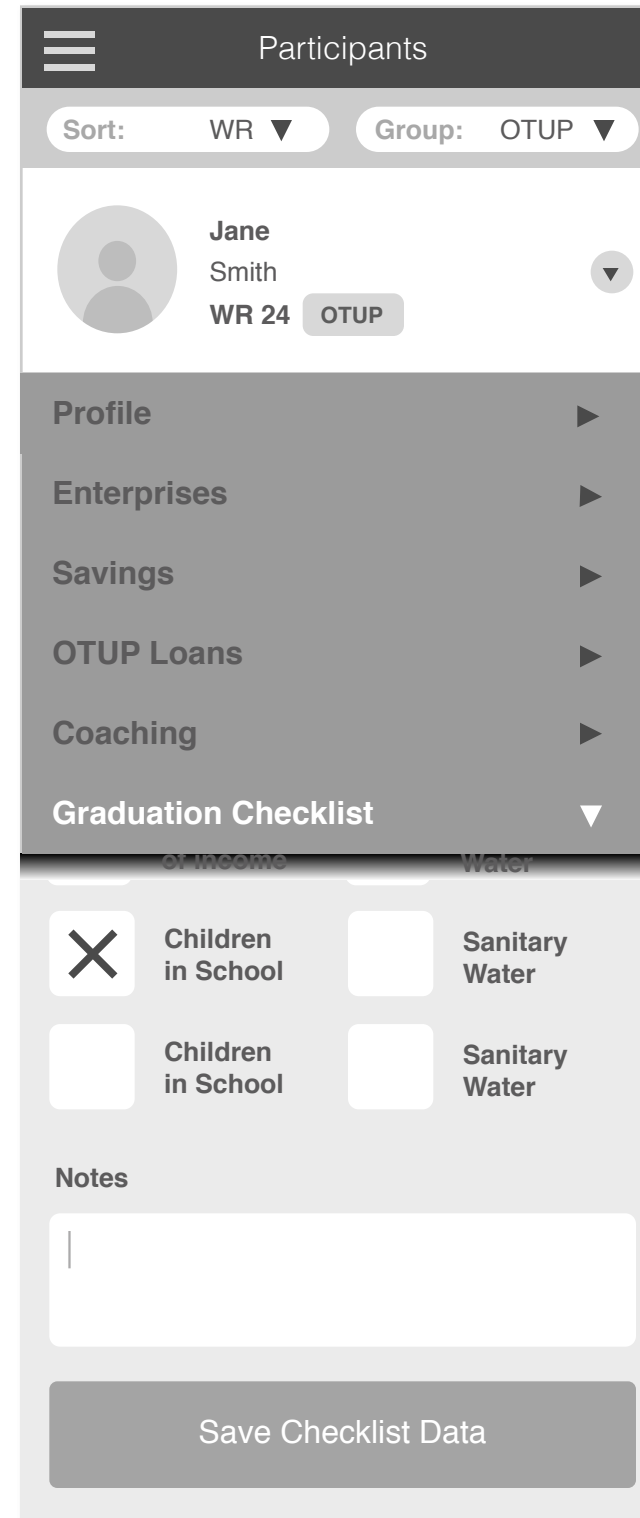
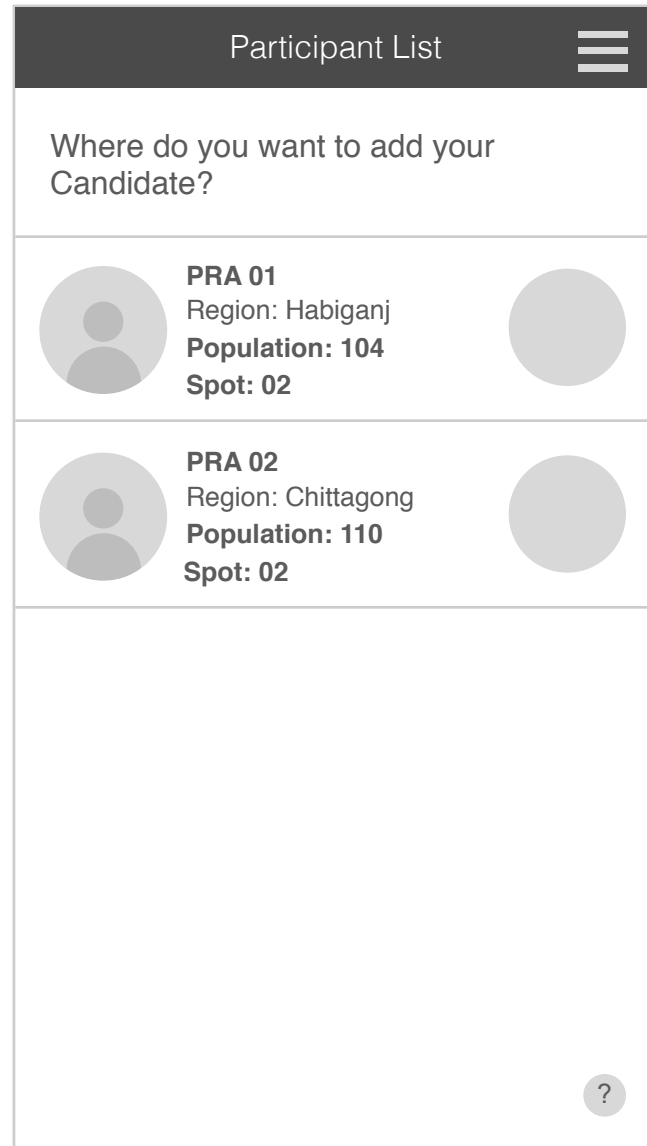


# 6 Common Elements + parking lot

## ELEMENTS



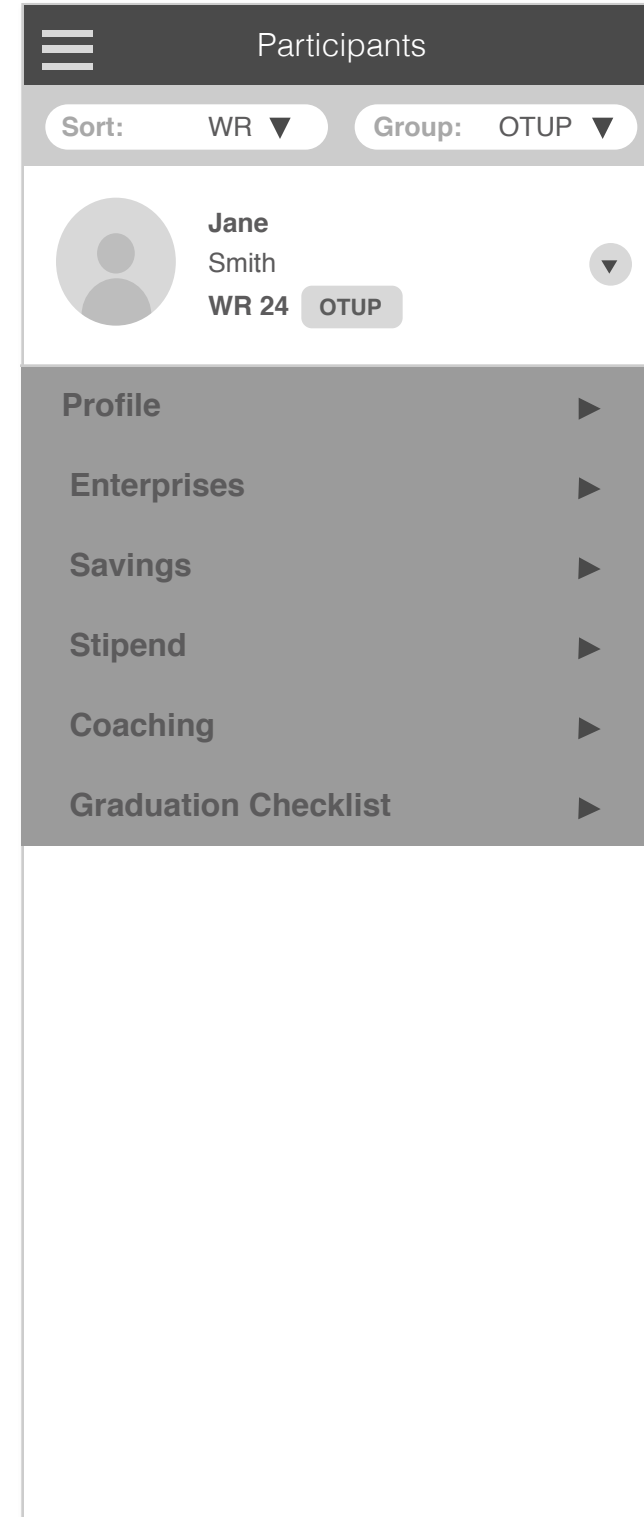

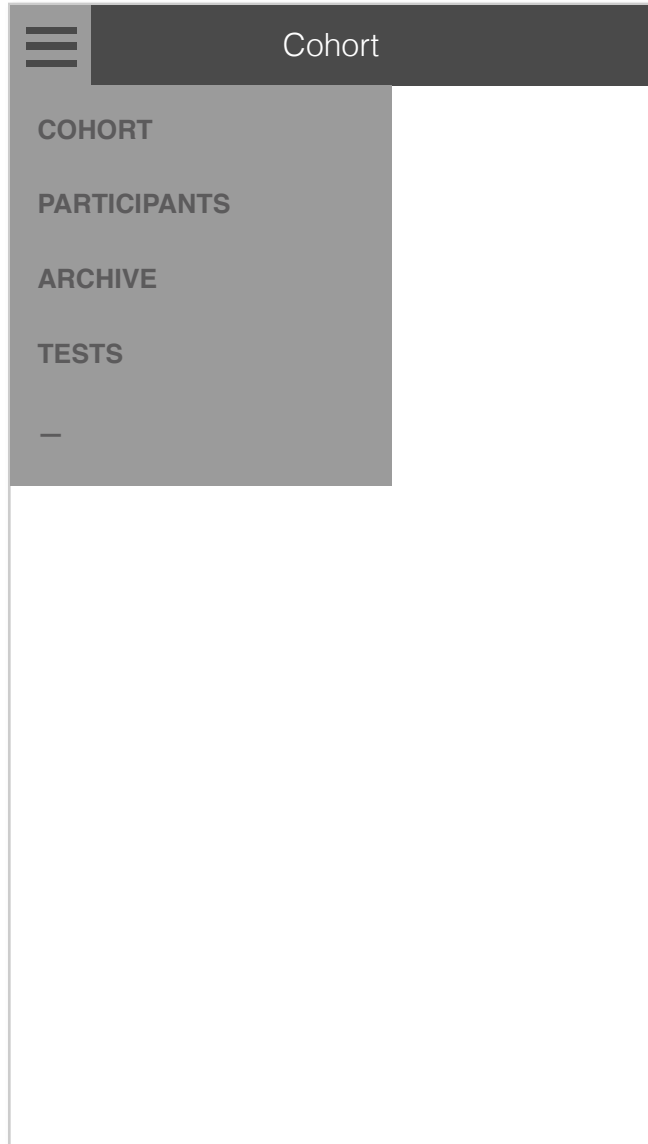
**PARTICIPANT LIST**  
If Blank - no existing participants



- How much land do you own?
  - o Do not own any land
  - o Less than 10 decimals
  - o Between 10 and 30 decimals
  - o More than 30 decimals
- Marital status
  - o Abandoned, separated or divorced
  - o Widow
  - o Married
- Male family member
  - o No active male adult member
  - o Husband disabled
  - o Husband active
- Source of income (multiple check box)
  - o Children working for payment
  - o Female domestic work
  - o Begging
  - o Seasonal wage employment
- Assets
  - o Does not have productive assets
  - o Have productive assets
- NGO services
  - o Unable to access NGO services
  - o Able to access NGO services

# 6 Common Elements

## ELEMENTS



- How much land do you own?
  - o Do not own any land
  - o Less than 10 decimals
  - o Between 10 and 30 decimals
  - o More than 30 decimals
- Marital status
  - o Abandoned, separated or divorced
  - o Widow
  - o Married
- Male family member
  - o No active male adult member
  - o Husband disabled
  - o Husband active
- Source of income (multiple check box)
  - o Children working for payment
  - o Female domestic work
  - o Begging
  - o Seasonal wage employment
- Assets
  - o Does not have productive assets
  - o Have productive assets
- NGO services
  - o Unable to access NGO services
  - o Able to access NGO services